

MOXIFLOXACIN HYDROCHLORIDE TABLETS, 400 MG - moxifloxacin hydrochloride tablets, 400 mg tablet, film coated
Novadoz Pharmaceuticals LLC

HIGHLIGHTS OF PRESCRIBING INFORMATION

These highlights do not include all the information needed to use MOXIFLOXACIN TABLETS safely and effectively. See full prescribing information for MOXIFLOXACIN TABLETS.

MOXIFLOXACIN tablets, for oral use

Initial U.S. Approval: 1999

WARNING: SERIOUS ADVERSE REACTIONS INCLUDING TENDINITIS, TENDON RUPTURE, PERIPHERAL NEUROPATHY, CENTRAL NERVOUS SYSTEM EFFECTS and EXACERBATION OF MYASTHENIA GRAVIS

See full prescribing information for complete boxed warning

- Fluoroquinolones, including moxifloxacin hydrochloride, have been associated with disabling and potentially irreversible serious adverse reactions that have occurred together (5.1) including:
 - Tendinitis and tendon rupture (5.2)
 - Peripheral Neuropathy (5.3)
 - Central nervous system effects (5.4)

Discontinue moxifloxacin hydrochloride immediately and avoid the use of fluoroquinolones, including moxifloxacin hydrochloride, in patients who experience any of these serious adverse reactions (5.1)

- Fluoroquinolones, including moxifloxacin hydrochloride, may exacerbate muscle weakness in patients with myasthenia gravis. Avoid moxifloxacin hydrochloride in patients with known history of myasthenia gravis (5.5)
- Because fluoroquinolones, including moxifloxacin hydrochloride, have been associated with serious adverse reactions (5.1-5.13), reserve moxifloxacin hydrochloride for use in patients who have no alternative treatment options for the following indications:
 - Acute bacterial sinusitis (1.6)
 - Acute bacterial exacerbation of chronic bronchitis (1.7)

----- **RECENT MAJOR CHANGES** -----

Warnings and Precautions (5.4,5.11)

10/2018

----- **INDICATIONS AND USAGE** -----

Moxifloxacin tablets are a fluoroquinolone antibacterial indicated for treating infections in adults 18 years of age and older caused by designated susceptible bacteria, in the conditions listed below:

Community Acquired Pneumonia (1.1)

Skin and Skin Structure Infections: Uncomplicated (1.2) and Complicated (1.3)

Complicated Intra-Abdominal Infections (1.4)

Plague (1.5)

Acute Bacterial Sinusitis (1.6)

Acute Bacterial Exacerbation of Chronic Bronchitis (1.7)

To reduce the development of drug-resistant bacteria and maintain the effectiveness of moxifloxacin hydrochloride and other antibacterial drugs. Moxifloxacin hydrochloride should be used only to treat or prevent infections that are proven or strongly suspected to be caused by susceptible bacteria. (1.8)

----- **DOSAGE AND ADMINISTRATION** -----

Type of Infection	Dose Every 24 hours	Duration (days)
Community Acquired Pneumonia (1.1)	400 mg	7 to 14
Uncomplicated Skin and Skin Structure Infections (SSSI) (1.2)	400 mg	7
Complicated SSSI (1.3)	400 mg	7 to 21

Complicated Intra-Abdominal Infections (1.4)	400 mg	5 to 14
Plague (1.5)	400 mg	10 to 14
Acute Bacterial Sinusitis (1.6)	400 mg	10
Acute Bacterial Exacerbation of Chronic Bronchitis (1.7)	400 mg	5

- No dosage adjustment in patients with renal or hepatic impairment. (8.6, 8.7)

----- **DOSAGE FORMS AND STRENGTHS** -----

- Tablets: Moxifloxacin hydrochloride (equivalent to 400 mg moxifloxacin) (3.1)

----- **CONTRAINDICATIONS** -----

Known hypersensitivity to Moxifloxacin hydrochloride or other quinolones (4, 5.8)

----- **WARNINGS AND PRECAUTIONS** -----

- Prolongation of the QT interval and isolated cases of torsade de pointes has been reported. Avoid use in patients with known prolongation, proarrhythmic conditions such as clinically significant bradycardia or acute myocardial ischemia, hypokalemia, hypomagnesemia, and with drugs that prolong the QT interval. (5.6, 7.5, 8.5)
- Hypersensitivity and other serious reactions: Serious and sometimes fatal reactions, including anaphylactic reactions, may occur after first or subsequent doses of moxifloxacin hydrochloride. Discontinue moxifloxacin hydrochloride at first sign of skin rash, jaundice or any other sign of hypersensitivity. (5.7, 5.8)
- *Clostridium difficile*-Associated diarrhea: Evaluate if diarrhea occurs. (5.9)

----- **ADVERSE REACTIONS** -----

Most common reactions (3% or greater) were nausea, diarrhea, headache, and dizziness (6)

To report SUSPECTED ADVERSE REACTIONS, contact Novadoz Pharmaceutical LLC at 1-855-668-2369 or FDA at 1-800-FDA-1088 or www.fda.gov/medwatch.

----- **DRUG INTERACTIONS** -----

Interacting Drug	Interaction
Multivalent cation-containing products including : antacids, sucralfate, multivitamins	Decreased Moxifloxacin hydrochloride absorption. Take moxifloxacin tablet at least 4 hours before or 8 hours after these products. (2.2, 7.1, 12.3)
Warfarin	Anticoagulant effect enhanced. Monitor prothrombin time/INR, and bleeding. (6, 7.2, 12.3)
Class IA and Class III antiarrhythmics:	Proarrhythmic effect may be enhanced. Avoid concomitant use. (5.6, 7.5)
Antidiabetic agents	Carefully monitor blood glucose. (5.11, 7.3)

----- **USE IN SPECIFIC POPULATIONS** -----

- **Pregnancy:** Based on animal data may cause fetal harm. (8.1)
- **Geriatrics:** Increased risk for severe tendon disorders further increased by concomitant corticosteroid therapy and increased risk of prolongation of the QT interval. (5.1,5.6, 8.5)

See 17 for PATIENT COUNSELING INFORMATION.

Revised: 5/2019

FULL PRESCRIBING INFORMATION: CONTENTS*

WARNING: SERIOUS ADVERSE REACTIONS INCLUDING TENDINITIS, TENDON RUPTURE, PERIPHERAL NEUROPATHY, CENTRAL NERVOUS SYSTEM EFFECTS and EXACERBATION OF MYASTHENIA GRAVIS

1 INDICATIONS AND USAGE

- 1.1 Community Acquired Pneumonia
- 1.2 Uncomplicated Skin and Skin Structure Infections
- 1.3 Complicated Skin and Skin Structure Infections
- 1.4 Complicated Intra-Abdominal Infections
- 1.5 Plague
- 1.6 Acute Bacterial Sinusitis
- 1.7 Acute Bacterial Exacerbation of Chronic Bronchitis
- 1.8 Usage

2 DOSAGE AND ADMINISTRATION

- 2.1 Dosage in Adult Patients
- 2.2 Important Administration Instructions

3 DOSAGE FORMS AND STRENGTHS

- 3.1 Moxifloxacin Tablets, USP

4 CONTRAINDICATIONS

5 WARNINGS AND PRECAUTIONS

- 5.1 Disabling and Potentially Irreversible Serious Adverse Reactions Including Tendinitis and Tendon Rupture, Peripheral Neuropathy, and Central Nervous System Effects
- 5.2 Tendinitis and Tendon Rupture
- 5.3 Peripheral Neuropathy
- 5.4 Central Nervous System Effects
- 5.5 Exacerbation of Myasthenia Gravis
- 5.6 QT Prolongation
- 5.7 Other Serious and Sometimes Fatal Reactions
- 5.8 Hypersensitivity Reactions
- 5.9 *Clostridium difficile*-Associated Diarrhea
- 5.10 Arthropathic Effects in Animals
- 5.11 Blood Glucose Disturbances
- 5.12 Photosensitivity/Phototoxicity
- 5.13 Development of Drug Resistant Bacteria

6 ADVERSE REACTIONS

- 6.1 Clinical Trials Experience
- 6.2 Postmarketing Experience

7 DRUG INTERACTIONS

- 7.1 Antacids, Sucralfate, Multivitamins and Other Products Containing Multivalent Cations
- 7.2 Warfarin
- 7.3 Antidiabetic Agents
- 7.4 Nonsteroidal Anti-Inflammatory Drugs
- 7.5 Drugs that Prolong QT

8 USE IN SPECIFIC POPULATIONS

- 8.1 Pregnancy
- 8.2 Lactation
- 8.4 Pediatric Use
- 8.5 Geriatric Use
- 8.6 Renal Impairment
- 8.7 Hepatic Impairment

10 OVERDOSAGE

11 DESCRIPTION

- 11.1 Moxifloxacin Tablets, USP

12 CLINICAL PHARMACOLOGY

- 12.1 Mechanism of Action
- 12.2 Pharmacodynamics
- 12.3 Pharmacokinetics

12.4 Microbiology

13 NONCLINICAL TOXICOLOGY

13.1 Carcinogenesis, Mutagenesis, Impairment of Fertility

13.2 Animal Toxicology and/or Pharmacology

14 CLINICAL STUDIES

14.1 Acute Bacterial Sinusitis

14.2 Acute Bacterial Exacerbation of Chronic Bronchitis

14.3 Community Acquired Pneumonia

14.4 Uncomplicated Skin and Skin Structure Infections

14.5 Complicated Skin and Skin Structure Infections

14.6 Complicated Intra-Abdominal Infections

14.7 Plague

15 REFERENCES

16 HOW SUPPLIED/STORAGE AND HANDLING

16.1 Moxifloxacin Tablets, USP

17 PATIENT COUNSELING INFORMATION

* Sections or subsections omitted from the full prescribing information are not listed.

FULL PRESCRIBING INFORMATION

WARNING: SERIOUS ADVERSE REACTIONS INCLUDING TENDINITIS, TENDON RUPTURE, PERIPHERAL NEUROPATHY, CENTRAL NERVOUS SYSTEM EFFECTS and EXACERBATION OF MYASTHENIA GRAVIS

- **Fluoroquinolones, including moxifloxacin hydrochloride, have been associated with disabling and potentially irreversible serious adverse reactions that have occurred together [See warnings and Precautions (5.1)], including:**
 - Tendinitis and tendon rupture [See warnings and Precautions (5.2)]
 - Peripheral Neuropathy [See warnings and Precautions (5.3)]
 - Central nervous system effects [See warnings and Precautions (5.4)]

Discontinue moxifloxacin hydrochloride immediately and avoid the use of fluoroquinolones, including moxifloxacin hydrochloride, in patients who experience any of these serious adverse reactions [See warnings and Precautions (5.1)]

- **Fluoroquinolones, including moxifloxacin hydrochloride, may exacerbate muscle weakness in patients with myasthenia gravis. Avoid moxifloxacin hydrochloride in patients with known history of myasthenia gravis [See warnings and Precautions (5.5)]**
- **Because fluoroquinolones, including moxifloxacin hydrochloride, have been associated with serious adverse reactions [See warnings and Precautions (5.1-5.13)], reserve moxifloxacin hydrochloride for use in patients who have no alternative treatment options for the following indications:**
 - Acute bacterial sinusitis [See Indications and Usage (1.6)]
 - Acute bacterial exacerbation of chronic bronchitis [See Indications and Usage (1.7)]

1 INDICATIONS AND USAGE

1.1 Community Acquired Pneumonia

Moxifloxacin tablets are indicated in adult patients for the treatment of Community Acquired Pneumonia caused by susceptible isolates of *Streptococcus pneumoniae* (including multi-drug resistant *Streptococcus*

pneumoniae [MDRSP]), *Haemophilus influenzae*, *Moraxella catarrhalis*, methicillin-susceptible *Staphylococcus aureus*, *Klebsiella pneumoniae*, *Mycoplasma pneumoniae*, or *Chlamydomydia pneumoniae* [see *Clinical Studies* (14.3)].

MDRSP isolates are isolates resistant to two or more of the following antibacterial drugs: penicillin (minimum inhibitory concentrations [MIC] \geq 2 mcg/mL), 2nd generation cephalosporins (for example, cefuroxime), macrolides, tetracyclines, and trimethoprim/sulfamethoxazole.

1.2 Uncomplicated Skin and Skin Structure Infections

Moxifloxacin tablets are indicated in adult patients for the treatment of Uncomplicated Skin and Skin Structure Infections caused by susceptible isolates of methicillin-susceptible *Staphylococcus aureus* or *Streptococcus pyogenes* [see *Clinical Studies* (14.4)].

1.3 Complicated Skin and Skin Structure Infections

Moxifloxacin tablets are indicated in adult patients for the treatment of complicated Skin and Skin Structure Infections caused by susceptible isolates of methicillin-susceptible *Staphylococcus aureus*, *Escherichia coli*, *Klebsiella pneumoniae*, or *Enterobacter cloacae* [see *Clinical Studies* (14.5)].

1.4 Complicated Intra-Abdominal Infections

Moxifloxacin tablets are indicated in adult patients for the treatment of Complicated Intra-Abdominal Infections (cIAI) including polymicrobial infections such as abscess caused by susceptible isolates of *Escherichia coli*, *Bacteroides fragilis*, *Streptococcus anginosus*, *Streptococcus constellatus*, *Enterococcus faecalis*, *Proteus mirabilis*, *Clostridium perfringens*, *Bacteroides thetaiotaomicron*, or *Peptostreptococcus* species [see *Clinical Studies* (14.6)].

1.5 Plague

Moxifloxacin tablets are indicated in adult patients for the treatment of plague, including pneumonic and septicemic plague, due to susceptible isolates of *Yersinia pestis* and prophylaxis of plague in adult patients. Efficacy studies of moxifloxacin could not be conducted in humans with plague for feasibility reasons. Therefore this indication is based on an efficacy study conducted in animals only [see *Clinical Studies* (14.7)].

1.6 Acute Bacterial Sinusitis

Moxifloxacin tablets are indicated in adult patients (18 years of age and older) for the treatment of Acute Bacterial Sinusitis (ABS) caused by susceptible isolates of *Streptococcus pneumoniae*, *Haemophilus influenzae*, or *Moraxella catarrhalis* [see *Clinical Studies* (14.1)].

Because fluoroquinolones, including moxifloxacin tablets, have been associated with serious adverse reactions [see *Warnings and Precautions* (5.1-5.13)] and for some patients ABS is self-limiting, reserve moxifloxacin tablets for treatment of ABS in patients who have no alternative treatment options.

1.7 Acute Bacterial Exacerbation of Chronic Bronchitis

Moxifloxacin tablets are indicated in adult patients for the treatment of Acute Bacterial Exacerbation of Chronic Bronchitis (ABECB) caused by susceptible isolates of *Streptococcus pneumoniae*, *Haemophilus influenzae*, *Haemophilus parainfluenzae*, *Klebsiella pneumoniae*, methicillin-susceptible *Staphylococcus aureus*, or *Moraxella catarrhalis* [see *Clinical Studies* (14.2)].

Because fluoroquinolones, including moxifloxacin tablets, have been associated with serious adverse reactions [see *Warnings and Precautions* (5.1-5.13)] and for some patients ABECB is self-limiting, reserve moxifloxacin tablets for treatment of ABECB in patients who have no alternative treatment options.

1.8 Usage

To reduce the development of drug-resistant bacteria and maintain the effectiveness of moxifloxacin hydrochloride and other antibacterial drugs, moxifloxacin hydrochloride should be used only to treat or prevent infections that are proven or strongly suspected to be caused by susceptible bacteria. When culture and susceptibility information are available, they should be considered in selecting or modifying antibacterial therapy. In the absence of such data, local epidemiology and susceptibility patterns may contribute to the empiric selection of therapy.

2 DOSAGE AND ADMINISTRATION

2.1 Dosage in Adult Patients

The dose of moxifloxacin tablets is 400 mg (orally) once every 24 hours. The duration of therapy depends on the type of infection as described in Table 1.

Table 1: Dosage and Duration of Therapy in Adult Patients

Type of Infection ^a	Dose Every 24 hours	Duration ^b (days)
Community Acquired Pneumonia (1.1)	400 mg	7 to 14
Uncomplicated Skin and Skin Structure Infections (SSSI) (1.2)	400 mg	7
Complicated SSSI (1.3)	400 mg	7 to 21
Complicated Intra-Abdominal Infections (1.4)	400 mg	5 to 14
Plague (1.5) ^c	400 mg	10 to 14
Acute Bacterial Sinusitis (ABS) (1.6)	400 mg	10
Acute Bacterial Exacerbation of Chronic Bronchitis (ABECB) (1.7)	400 mg	5

a) Due to the designated pathogens [see *Indications and Usage (1)*].

b) Sequential therapy (oral) may be instituted at the discretion of the physician.

c) Drug administration should begin as soon as possible after suspected or confirmed exposure to *Yersinia pestis*.

Conversion of Intravenous to Oral Dosing in Adults

Intravenous formulation is indicated when it offers a route of administration advantageous to the patient (for example, patient cannot tolerate an oral dosage form). When switching from intravenous to oral formulation, no dosage adjustment is necessary. Patients whose therapy is started with moxifloxacin hydrochloride injection may be switched to Moxifloxacin tablets when clinically indicated at the discretion of the physician.

2.2 Important Administration Instructions

Moxifloxacin Tablets

With Multivalent Cations

Administer moxifloxacin tablets at least 4 hours before or 8 hours after products containing magnesium, aluminum, iron or zinc, including antacids, sucralfate, multivitamins and didanosine buffered tablets for oral suspension or the pediatric powder for oral solution [see *Drug Interactions (7.1) and Clinical Pharmacology (12.3)*].

With Food

Moxifloxacin Tablets can be taken with or without food, drink fluids liberally.

3 DOSAGE FORMS AND STRENGTHS

3.1 Moxifloxacin Tablets, USP

Moxifloxacin Tablets, USP are available as dull red colored, caplet shaped, film coated tablets, debossed with "M" on one side and "400" on other side.

4 CONTRAINDICATIONS

Moxifloxacin hydrochloride is contraindicated in persons with a history of hypersensitivity to moxifloxacin or any member of the quinolone class of antibacterials [see *Warnings and Precautions (5.8)*].

5 WARNINGS AND PRECAUTIONS

5.1 Disabling and Potentially Irreversible Serious Adverse Reactions Including Tendinitis and Tendon Rupture, Peripheral Neuropathy, and Central Nervous System Effects

Fluoroquinolones, including moxifloxacin hydrochloride, have been associated with disabling and potentially irreversible serious adverse reactions from different body systems that can occur together in the same patient. Commonly seen adverse reactions include tendinitis, tendon rupture, arthralgia, myalgia, peripheral neuropathy, and central nervous system effects (hallucinations, anxiety, depression, insomnia, severe headaches, and confusion). These reactions can occur within hours to weeks after starting moxifloxacin hydrochloride. Patients of any age or without pre-existing risk factors have experienced these adverse reactions [see *Warnings and Precautions (5.2, 5.3, 5.4)*].

Discontinue moxifloxacin hydrochloride immediately at the first signs or symptoms of any serious adverse reaction. In addition, avoid the use of fluoroquinolones, including moxifloxacin hydrochloride, in patients who have experienced any of these serious adverse reactions associated with fluoroquinolones.

5.2 Tendinitis and Tendon Rupture

Fluoroquinolones, including moxifloxacin hydrochloride, have been associated with an increased risk of tendinitis and tendon rupture in all ages [see *Warnings and Precautions (5.1) and Adverse Reactions (6.2)*]. This adverse reaction most frequently involves the Achilles tendon, and has also been reported with the rotator cuff (the shoulder), the hand, the biceps, the thumb, and other tendons. Tendinitis or tendon rupture can occur within hours or days of starting moxifloxacin or as long as several months after completion of therapy. Tendinitis and tendon rupture can occur bilaterally.

The risk of developing fluoroquinolone-associated tendinitis and tendon rupture is increased in patients over 60 years of age, in patients taking corticosteroid drugs, and in patients with kidney, heart or lung transplants. Other factors that may independently increase the risk of tendon rupture include strenuous physical activity, renal failure, and previous tendon disorders such as rheumatoid arthritis. Tendinitis and tendon rupture have also occurred in patients taking fluoroquinolones who do not have the above risk factors. Discontinue moxifloxacin hydrochloride immediately if the patient experiences pain, swelling, inflammation or rupture of a tendon. Patients should be advised to rest at the first sign of tendinitis or tendon rupture, and to contact their healthcare provider regarding changing to a non-quinolone antimicrobial drug. Avoid fluoroquinolones, including moxifloxacin hydrochloride, in patients who have a history of tendon disorders or who have experienced tendinitis or tendon rupture [see *Adverse Reactions (6.2)*].

5.3 Peripheral Neuropathy

Fluoroquinolones, including moxifloxacin hydrochloride, have been associated with an increased risk of peripheral neuropathy. Cases of sensory or sensorimotor axonal polyneuropathy affecting small and/or large axons resulting in paresthesias, hypoesthesias, dysesthesias and weakness have been reported in patients receiving fluoroquinolones including moxifloxacin hydrochloride. Symptoms may occur soon after initiation of moxifloxacin hydrochloride and may be irreversible in some patients [see *Warnings and Precautions (5.1) and Adverse Reactions (6.1, 6.2)*].

Discontinue moxifloxacin hydrochloride immediately if the patient experiences symptoms of peripheral neuropathy including pain, burning, tingling, numbness, and/or weakness or other alterations of sensation including light touch, pain, temperature, position sense, and vibratory sensation. Avoid fluoroquinolones, including moxifloxacin hydrochloride, in patients who have previously experienced peripheral neuropathy.

5.4 Central Nervous System Effects

Psychiatric Adverse Reactions

Fluoroquinolones, including moxifloxacin hydrochloride, have been associated with an increased risk of psychiatric adverse reactions, including: toxic psychosis, hallucinations, or paranoia; depression or suicidal thoughts or acts; anxiety, agitation, or nervousness; confusion, delirium, disorientation, or disturbances in attention; insomnia or nightmares; memory impairment. These adverse reactions may occur following the first dose. If these reactions occur in patients receiving moxifloxacin hydrochloride, discontinue moxifloxacin hydrochloride immediately and institute appropriate measures [see *Adverse Reactions (6.1,6.2)*].

Central Nervous System Adverse Reactions

Fluoroquinolones, including moxifloxacin hydrochloride, have been associated with an increased risk of seizures (convulsions), increased intracranial pressure (including pseudotumor cerebri), dizziness, and tremors. As with all fluoroquinolones, use moxifloxacin hydrochloride with caution in patients with known or suspected CNS disorders (for example, severe cerebral arteriosclerosis, epilepsy) or in the presence of other risk factors that may predispose to seizures or lower the seizure threshold. These adverse reactions may occur following the first dose. If these reactions occur in patients receiving moxifloxacin hydrochloride, discontinue moxifloxacin hydrochloride immediately and institute

appropriate measures [see *Drug Interactions (7.4) Adverse Reactions (6.1, 6.2), and Patient Counseling Information (17)*].

5.5 Exacerbation of Myasthenia Gravis

Fluoroquinolones, including moxifloxacin hydrochloride, have neuromuscular blocking activity and may exacerbate muscle weakness in patients with myasthenia gravis. Postmarketing serious adverse reactions, including deaths and requirement for ventilatory support, have been associated with fluoroquinolone use in patients with myasthenia gravis. Avoid moxifloxacin hydrochloride in patients with known history of myasthenia gravis.

5.6 QT Prolongation

Moxifloxacin hydrochloride has been shown to prolong the QT interval of the electrocardiogram in some patients. Following oral dosing with 400 mg of moxifloxacin hydrochloride the mean (\pm SD) change in QTc from the pre-dose value at the time of maximum drug concentration was 6 msec (\pm 26) (n = 787). Following a course of daily intravenous dosing (400 mg; 1 hour infusion each day) the mean change in QTc from the Day 1 pre-dose value was 10 msec (\pm 22) on Day 1 (n=667) and 7 msec (\pm 24) on Day 3 (n = 667).

Avoid moxifloxacin hydrochloride in patients with the following risk factors due to the lack of clinical experience with the drug in these patient populations:

- Known prolongation of the QT interval
- Ventricular arrhythmias including torsade de pointes because QT prolongation may lead to an increased risk for these conditions
- Ongoing proarrhythmic conditions, such as clinically significant bradycardia and acute myocardial ischemia,
- Uncorrected hypokalemia or hypomagnesemia
- Class IA (for example, quinidine, procainamide) or Class III (for example, amiodarone, sotalol) antiarrhythmic agents
- Other drugs that prolong the QT interval such as cisapride, erythromycin, antipsychotics, and tricyclic antidepressants

Elderly patients using intravenous moxifloxacin hydrochloride may be more susceptible to drug-associated QT prolongation [see *Use In Specific Populations (8.5)*].

In patients with mild, moderate, or severe liver cirrhosis, metabolic disturbances associated with hepatic insufficiency may lead to QT prolongation. Monitor ECG in patients with liver cirrhosis treated with moxifloxacin hydrochloride [see *Clinical Pharmacology (12.3)*].

The magnitude of QT prolongation may increase with increasing concentrations of the drug or increasing rates of infusion of the intravenous formulation. Therefore the recommended dose or infusion rate should not be exceeded.

In premarketing clinical trials, the rate of cardiovascular adverse reactions was similar in 798 moxifloxacin hydrochloride and 702 comparator treated patients who received concomitant therapy with drugs known to prolong the QTc interval. No excess in cardiovascular morbidity or mortality

attributable to QTc prolongation occurred with moxifloxacin hydrochloride treatment in over 15,500 patients in controlled clinical studies, including 759 patients who were hypokalemic at the start of treatment, and there was no increase in mortality in over 18,000 moxifloxacin tablet treated patients in a postmarketing observational study in which ECGs were not performed.

5.7 Other Serious and Sometimes Fatal Reactions

Other serious and sometimes fatal adverse reactions, some due to hypersensitivity, and some due to uncertain etiology, have been reported in patients receiving therapy with fluoroquinolones, including moxifloxacin hydrochloride. These reactions may be severe and generally occur following the administration of multiple doses. Clinical manifestations may include one or more of the following:

- Fever, rash, or severe dermatologic reactions (for example, toxic epidermal necrolysis, Stevens-Johnson syndrome)
 - Vasculitis; arthralgia; myalgia; serum sickness
 - Allergic pneumonitis
 - Interstitial nephritis; acute renal insufficiency or failure
 - Hepatitis; jaundice; acute hepatic necrosis or failure
 - Anemia, including hemolytic and aplastic; thrombocytopenia, including thrombotic thrombocytopenic purpura; leukopenia; agranulocytosis; pancytopenia; and/or other hematologic abnormalities
- Discontinue moxifloxacin hydrochloride immediately at the first appearance of a skin rash, jaundice, or any other sign of hypersensitivity and institute supportive measures.

5.8 Hypersensitivity Reactions

Serious anaphylactic reactions, some following the first dose, have been reported in patients receiving fluoroquinolone therapy, including moxifloxacin hydrochloride. Some reactions were accompanied by cardiovascular collapse, loss of consciousness, tingling, pharyngeal or facial edema, dyspnea, urticaria, and itching. Discontinue moxifloxacin hydrochloride at the first appearance of a skin rash or any other sign of hypersensitivity [see *Warnings and Precautions (5.7)*].

5.9 Clostridium difficile-Associated Diarrhea

Clostridium difficile-associated diarrhea (CDAD) has been reported with use of nearly all antibacterial agents, including moxifloxacin hydrochloride, and may range in severity from mild diarrhea to fatal colitis. Treatment with antibacterial agents alters the normal flora of the colon leading to overgrowth of *C. difficile*.

C. difficile produces toxins A and B which contribute to the development of CDAD. Hypertoxin producing strains of *C. difficile* cause increased morbidity and mortality, as these infections can be refractory to antimicrobial therapy and may require colectomy. CDAD must be considered in all patients who present with diarrhea following antibacterial use. Careful medical history is necessary since CDAD has been reported to occur over two months after the administration of antibacterial agents. If CDAD is suspected or confirmed, ongoing antibiotic use not directed against *C. difficile* may need to be discontinued. Appropriate fluid and electrolyte management, protein supplementation, antibiotic treatment of *C. difficile*, and surgical evaluation should be instituted as clinically indicated.

5.10 Arthropathic Effects in Animals

In immature dogs, oral administration of moxifloxacin hydrochloride caused lameness. Histopathological examination of the weight-bearing joints of these dogs revealed permanent lesions of the cartilage. Related quinolone-class drugs also produce erosions of cartilage of weight-bearing joints and other signs of arthropathy in immature animals of various species [see *Nonclinical Toxicology (13.2)*].

5.11 Blood Glucose Disturbances

As with all fluoroquinolones, disturbances in blood glucose, including both hypoglycemia and

hyperglycemia have been reported with moxifloxacin hydrochloride. In moxifloxacin hydrochloride-treated patients, dysglycemia occurred predominantly in elderly diabetic patients receiving concomitant treatment with an oral hypoglycemic agent (for example, sulfonylurea) or with insulin. Severe cases of hypoglycemia resulting in coma or death have been reported. In diabetic patients, careful monitoring of blood glucose is recommended. If a hypoglycemic reaction occurs, discontinue moxifloxacin hydrochloride and initiate appropriate therapy immediately [*see Adverse Reactions (6.1), Drug Interactions (7.3) and Patient Counseling Information (17)*].

5.12 Photosensitivity/Phototoxicity

Moderate to severe photosensitivity/phototoxicity reactions, the latter of which may manifest as exaggerated sunburn reactions (for example, burning, erythema, exudation, vesicles, blistering, edema) involving areas exposed to light (typically the face, “V” area of the neck, extensor surfaces of the forearms, dorsa of the hands), can be associated with the use of fluoroquinolones, including moxifloxacin hydrochloride, after sun or UV light exposure. Therefore, excessive exposure to these sources of light should be avoided. Moxifloxacin hydrochloride should be discontinued if phototoxicity occurs [*see Clinical Pharmacology (12.2)*].

5.13 Development of Drug Resistant Bacteria

Prescribing moxifloxacin hydrochloride in the absence of a proven or strongly suspected bacterial infection or a prophylactic indication is unlikely to provide benefit to the patient and increases the risk of the development of drug-resistant bacteria.

6 ADVERSE REACTIONS

The following serious and otherwise important adverse reactions are discussed in greater detail in the warnings and precautions section of the label:

- Disabling and Potentially Irreversible Serious Adverse Reactions Including Tendinitis and Tendon Rupture, Peripheral Neuropathy, and Central Nervous System Effects [*see Warnings and Precautions (5.1)*]
- Tendinitis and Tendon Rupture [*see Warnings and Precautions (5.2)*]
- Peripheral Neuropathy [*see Warnings and Precautions (5.3)*]
- Central Nervous System Effects [*see Warnings and Precautions (5.4)*]
- Exacerbation of Myasthenia Gravis [*see Warnings and Precautions (5.5)*]
- QT Prolongation [*see Warnings and Precautions (5.6)*]
- Other Serious and Sometimes Fatal Adverse Reactions [*see Warnings and Precautions (5.7)*]
- Hypersensitivity Reactions [*see Warnings and Precautions (5.8)*]
- Clostridium difficile-Associated Diarrhea [*see Warnings and Precautions (5.9)*]
- Blood Glucose Disturbances [*see Warnings and Precautions (5.11)*]
- Photosensitivity/Phototoxicity [*see Warnings and Precautions (5.12)*]
- Development of Drug Resistant Bacteria [*see Warnings and Precautions (5.13)*]

6.1 Clinical Trials Experience

Because clinical trials are conducted under widely varying conditions, adverse reaction rates observed in the clinical trials of a drug cannot be directly compared to rates in the clinical trials of another drug and may not reflect the rates observed in practice.

The data described below reflect exposure to moxifloxacin hydrochloride in 14981 patients in 71 active controlled Phase II to IV clinical trials in different indications [*see Indications and Usage(1)*]. The population studied had a mean age of 50 years (approximately 73% of the population was less than 65 years of age), 50% were male, 63% were Caucasian, 12% were Asian and 9% were Black. Patients received moxifloxacin 400 mg once daily oral, intravenous, or sequentially (intravenous followed by oral). Treatment duration was usually 6 to 10 days, and the mean number of days on therapy was 9 days.

Discontinuation of moxifloxacin due to adverse reactions occurred in 5% of patients overall, 4% of patients treated with 400 mg PO 4% with 400 mg intravenous and 8% with sequential therapy 400 mg oral/intravenous. The most common adverse reactions (>0.3%) leading to discontinuation with the 400 mg oral doses were nausea, diarrhea, dizziness, and vomiting. The most common adverse reactions leading to discontinuation with the 400 mg intravenous dose was rash. The most common adverse reactions leading to discontinuation with the 400 mg intravenous/oral sequential dose were diarrhea, pyrexia.

Adverse reactions occurring in 1% of moxifloxacin hydrochloride-treated patients and less common adverse reactions, occurring in 0.1 to 1% of moxifloxacin hydrochloride-treated patients, are shown in Table 2 and Table 3, respectively. The most common adverse drug reactions (3%) are nausea, diarrhea, headache, and dizziness.

Table 2: Common (1% or more) Adverse Reactions Reported in Active-Controlled Clinical Trials with Moxifloxacin Hydrochloride

System Organ Class	Adverse Reactions	% (N=14,981)
Blood and Lymphatic System Disorders	Anemia	1
Gastrointestinal Disorders	Nausea	7
	Diarrhea	6
	Vomiting	2
	Constipation	2
	Abdominal pain	2
	Dyspepsia	1
General Disorders and Administration Site Conditions	Pyrexia	1
Investigations	Alanine aminotransferase increased	1
Metabolism and Nutritional Disorders	Hypokalemia	1
Nervous System Disorders	Headache	4
	Dizziness	3
Psychiatric Disorders	Insomnia	2

Table 3: Less Common (0.1 to less than 1%) Adverse Reactions Reported in Active-Controlled Clinical Trials with Moxifloxacin Hydrochloride (N=14,981)

System Organ Class	Adverse Reactions
Blood and Lymphatic System Disorders	Thrombocythemia
	Eosinophilia
	Neutropenia
	Thrombocytopenia
	Leukopenia
	Leukocytosis
Cardiac Disorders	Atrial fibrillation
	Palpitations
	Tachycardia
	Angina pectoris
	Cardiac failure
	Cardiac arrest
	Bradycardia

Ear and Labyrinth Disorders	Vertigo
	Tinnitus
Eye Disorders	Vision blurred
Gastrointestinal Disorders	Dry mouth
	Abdominal discomfort
	Flatulence
	Abdominal distention
	Gastritis
General Disorders and Administration Site Conditions	Gastroesophageal reflux disease
	Fatigue
	Chest pain
	Asthenia
	Pain
	Malaise
	Infusion site extravasation
	Edema
	Chills
	Chest discomfort
Facial pain	
Hepatobiliary Disorders	Hepatic function abnormal
Infections and Infestations	Candidiasis
	Vaginal Infection
	Fungal Infection
	Gastroenteritis
Investigations	Aspartate aminotransferase increased
	Gamma-glutamyltransferase increased
	Blood alkaline phosphatase increased
	Electrocardiogram QT prolonged
	Blood lactate dehydrogenase increased
	Blood amylase increased
	Lipase increased
	Blood creatinine increased
	Blood urea increased
	Hematocrit decreased
	Prothrombin time prolonged
	Eosinophil count increased
	Activated partial thromboplastin time prolonged
	Blood triglycerides increased
	Blood uric acid increased
Metabolism and Nutrition Disorders	Hyperglycemia
	Anorexia
	Hyperlipidemia
	Decreased appetite
	Dehydration
Musculoskeletal and Connective Tissue Disorders	Back pain
	Pain in extremity
	Arthralgia
	Muscle spasms
	Musculoskeletal pain
Nervous System Disorders	Dysgeusia
	Somnolence
	Tremor

	Lethargy
	Paresthesia
	Hypoesthesia
	Syncope
Psychiatric Disorders	Anxiety
	Confusional state
	Agitation
	Depression
	Nervousness
	Restlessness
	Hallucination
	Disorientation
Renal and Urinary Disorders	Renal failure
	Dysuria
Reproductive System and Breast Disorders	Vulvovaginal pruritus
Respiratory, Thoracic, and Mediastinal Disorders	Dyspnea
	Asthma
	Wheezing
	Bronchospasm
Skin and Subcutaneous Tissue Disorders	Rash
	Pruritus
	Hyperhidrosis
	Erythema
	Urticaria
	Dermatitis allergic
	Night sweats
Vascular Disorders	Hypertension
	Hypotension
	Phlebitis

Laboratory Changes

Changes in laboratory parameters, which are not listed above and which occurred in 2% or more of patients and at an incidence greater than in controls included: increases in mean corpuscular hemoglobin (MCH), neutrophils, white blood cells (WBCs), prothrombin time (PT) ratio, ionized calcium, chloride, albumin, globulin, bilirubin; decreases in hemoglobin, red blood cells (RBCs), neutrophils, eosinophils, basophils, glucose, oxygen partial pressure (pO₂), bilirubin, and amylase. It cannot be determined if any of the above laboratory abnormalities were caused by the drug or the underlying condition being treated.

6.2 Postmarketing Experience

Table 4 below lists adverse reactions that have been identified during post-approval use of moxifloxacin hydrochloride. Because these reactions are reported voluntarily from a population of uncertain size, it is not always possible to reliably estimate their frequency or establish a causal relationship to drug exposure.

Table 4: Postmarketing Reports of Adverse Drug Reactions

System Organ Class	Adverse Reactions
---------------------------	--------------------------

Blood and Lymphatic System Disorders	Agranulocytosis
	Pancytopenia <i>[see Warnings and Precautions (5.7)]</i>
Cardiac Disorders	Ventricular tachyarrhythmias (including in very rare cases cardiac arrest and torsade de pointes, and usually in patients with concurrent severe underlying proarrhythmic conditions)
Ear and Labyrinth Disorders	Hearing impairment, including deafness (reversible in majority of cases)
Eye Disorders	Vision loss (especially in the course of CNS reactions, transient in majority of cases)
Hepatobiliary Disorders	Hepatitis (predominantly cholestatic)
	Hepatic failure (including fatal cases)
	Jaundice
	Acute hepatic necrosis <i>[see Warnings and Precautions (5.7)]</i>
Immune System Disorders	Anaphylactic reaction
	Anaphylactic shock
	Angioedema (including laryngeal edema) <i>[see Warnings and Precautions (5.7, 5.8)]</i>
Musculoskeletal and Connective Tissue Disorders	Tendon rupture <i>[see Warnings and Precautions (5.2)]</i>
Nervous System Disorders	Altered coordination
	Abnormal gait <i>[see Warnings and Precautions (5.3)]</i>
	Myasthenia gravis (exacerbation of) <i>[See warnings and Precautions (5.5)]</i>
	Muscle weakness
	Peripheral neuropathy (that may be irreversible), polyneuropathy <i>[See warnings and Precautions (5.3)]</i>
Psychiatric Disorders	Psychotic reaction (very rarely culminating in self-injurious behavior, such as suicidal ideation/thoughts or suicide attempts <i>[see Warnings and Precautions (5.4)]</i>)
Renal and Urinary	Interstitial nephritis

Disorders	<i>[see Warnings and Precautions (5.7)]</i>
Respiratory, Thoracic and Mediastinal Disorders	Allergic pneumonitis <i>[see Warnings and Precautions (5.7)]</i>
Skin and Subcutaneous Tissue Disorders	Photosensitivity/Phototoxicity reaction <i>[See warnings and Precautions (5.12)]</i> Steven-Johnson syndrome Toxic epidermal necrolysis <i>[See Warnings and Precautions (5.7)]</i>

7 DRUG INTERACTIONS

7.1 Antacids, Sucralfate, Multivitamins and Other Products Containing Multivalent Cations

Fluoroquinolones, including moxifloxacin hydrochloride, form chelates with alkaline earth and transition metal cations. Oral administration of moxifloxacin hydrochloride with antacids containing aluminum or magnesium, with sucralfate, with metal cations such as iron, or with multivitamins containing iron or zinc, or with formulations containing divalent and trivalent cations such as didanosine buffered tablets for oral suspension or the pediatric powder for oral solution, may substantially interfere with the absorption of moxifloxacin hydrochloride, resulting in systemic concentrations considerably lower than desired. Therefore, moxifloxacin hydrochloride should be taken at least 4 hours before or 8 hours after these agents. *[See Dosage and Administration (2.2), and Clinical Pharmacology (12.3).]*

7.2 Warfarin

Fluoroquinolones, including moxifloxacin hydrochloride, have been reported to enhance the anticoagulant effects of warfarin or its derivatives in the patient population. In addition, infectious disease and its accompanying inflammatory process, age, and general status of the patient are risk factors for increased anticoagulant activity. Therefore the prothrombin time, International Normalized Ratio (INR), or other suitable anticoagulation tests should be closely monitored if moxifloxacin hydrochloride is administered concomitantly with warfarin or its derivatives. *[See Adverse Reactions (6.2), Clinical Pharmacology (12.3).]*

7.3 Antidiabetic Agents

Disturbances of blood glucose, including hyperglycemia and hypoglycemia, have been reported in patients treated concomitantly with fluoroquinolones including moxifloxacin hydrochloride and an antidiabetic agent. Therefore, careful monitoring of blood glucose is recommended when these agents are co-administered. If a hypoglycemic reaction occurs, moxifloxacin hydrochloride should be discontinued and appropriate therapy should be initiated immediately. *[See Warnings and Precautions (5.11) and Adverse Reactions (6.1)].*

7.4 Nonsteroidal Anti-Inflammatory Drugs

The concomitant administration of a nonsteroidal anti-inflammatory drug (NSAID) with a fluoroquinolones, including moxifloxacin hydrochloride, may increase the risks of CNS stimulation and convulsions *[see Warnings and Precautions (5.4)]* .

7.5 Drugs that Prolong QT

There is limited information available on the potential for a pharmacodynamic interaction in humans between moxifloxacin hydrochloride and other drugs that prolong the QTc interval of the

electrocardiogram. Sotalol, a Class III antiarrhythmic, has been shown to further increase the QTc interval when combined with high doses of intravenous (IV) moxifloxacin in dogs. Therefore, moxifloxacin hydrochloride should be avoided with Class IA and Class III antiarrhythmics. [See *Warnings and Precautions*, (5.6) and *Nonclinical Toxicology* (13.2).]

8 USE IN SPECIFIC POPULATIONS

8.1 Pregnancy

Risk Summary

There are no available human data establishing a drug associated risk with the use of moxifloxacin.

Based on animal studies with moxifloxacin, moxifloxacin may cause fetal harm. Moxifloxacin was not teratogenic when administered to pregnant rats (IV and oral), rabbits (IV), and monkeys (oral) at exposures that were 0.25–2.5 times of those at the human clinical dose (400 mg/day moxifloxacin). However, when moxifloxacin was administered to rats and rabbits during pregnancy and throughout lactation (rats only) at doses associated with maternal toxicity, decreased neonatal body weights, increased incidence of skeletal variations (rib and vertebra combined), and increased fetal loss were observed (*see Data*). Advise pregnant women of the potential risk to the fetus.

The background risk of major birth defects and miscarriage for the indicated population is unknown. However, the background risk in the U.S. general population of major birth defects is 2 to 4% and of miscarriage is 15 to 20% of clinically recognized pregnancies.

Data

Animal Data

Animal reproductive and development studies were done in rats, rabbits and cynomolgus macaques. Moxifloxacin was not teratogenic when administered to pregnant rats during organogenesis (gestation days 6 to 17) at oral doses as high as 500 mg/kg/day or 0.24 times the maximum recommended human dose based on systemic exposure (AUC), but decreased fetal body weights and slightly delayed fetal skeletal development were observed. Intravenous administration of 80 mg/kg/day (approximately 2 times the maximum recommended human dose based on body surface area) to pregnant rats resulted in maternal toxicity and a marginal effect on fetal and placental weights and the appearance of the placenta (Gestation days 6 to 17). There was no evidence of teratogenicity at intravenous doses as high as 80 mg/kg/day (approximately 2 times the maximum recommended human dose based on body surface area) in pregnant rats during organogenesis (Gestation days 6 to 17). Intravenous administration of 20 mg/kg/day (approximately equal to the maximum recommended human oral dose based upon systemic exposure) to pregnant rabbits during organogenesis (gestation days 6 to 20) resulted in decreased fetal body weights and delayed fetal skeletal ossification. When rib and vertebral malformations were combined, there was an increased fetal and litter incidence of these effects in rabbits. Signs of maternal toxicity in rabbits at this dose included mortality, abortions, marked reduction of food consumption, decreased water intake, body weight loss and hypoactivity. There was no evidence of teratogenicity when pregnant cynomolgus macaques were given oral doses as high as 100 mg/kg/day (2.5 times the maximum recommended human dose based upon systemic exposure) during organogenesis (gestation days 20 to 50). An increased incidence of smaller fetuses was observed at 100 mg/kg/day in macaques. In a pre- and postnatal development study conducted in rats given oral doses from Gestation day 6, throughout gestation and rearing to Postpartum day 21, effects observed at 500 mg/kg/day (0.24 times the maximum recommended human dose based on systemic exposure (AUC)) included slight increases in duration of pregnancy and prenatal loss, reduced pup birth weight and decreased neonatal survival. Treatment-related maternal mortality occurred during gestation at 500 mg/kg/day in this study.

8.2 Lactation

Risk Summary

It is not known if moxifloxacin is present in human milk. Based on animal studies in rats, moxifloxacin

may be excreted in human milk (*see Data*).

The developmental and health benefits of breastfeeding should be considered along with the mother's clinical need for moxifloxacin and any potential adverse effects on the breastfed child from moxifloxacin or from the underlying maternal condition.

Data

In lactating rats given a single oral dose of 4.59 mg/kg moxifloxacin (approximately 9 times less than the recommended human dose based on body surface area) 8 days postpartum, there was very low excretion of substance-related radioactivity into the milk, amounting to approximately 0.03% of the dose.

8.4 Pediatric Use

Effectiveness in pediatric patients and adolescents less than 18 years of age has not been established. Moxifloxacin causes arthropathy in juvenile animals [*see Boxed Warning, Warnings and Precautions (5.9) and Nonclinical Toxicology (13.2)*].

Information describing a clinical study in cIAI in which efficacy was not demonstrated in pediatric patients is approved for Bayer Healthcare Pharmaceuticals Inc.'s AVELOX (moxifloxacin hydrochloride). However, due to Bayer Healthcare Pharmaceuticals Inc.'s marketing exclusivity rights, this drug product is not labeled with that pediatric information.

8.5 Geriatric Use

Geriatric patients are at increased risk for developing severe tendon disorders including tendon rupture when being treated with a fluoroquinolone such as moxifloxacin hydrochloride. This risk is further increased in patients receiving concomitant corticosteroid therapy. Tendinitis or tendon rupture can involve the Achilles, hand, shoulder, or other tendon sites and can occur during or after completion of therapy; cases occurring up to several months after fluoroquinolone treatment have been reported. Caution should be used when prescribing moxifloxacin hydrochloride to elderly patients especially those on corticosteroids. Patients should be informed of this potential side effect and advised to discontinue moxifloxacin hydrochloride and contact their healthcare provider if any symptoms of tendinitis or tendon rupture occur. [*See Boxed Warning, Warnings and Precautions (5.2)*].

In controlled multiple-dose clinical trials, 23% of patients receiving oral moxifloxacin hydrochloride were greater than or equal to 65 years of age and 9% were greater than or equal to 75 years of age. The clinical trial data demonstrate that there is no difference in the safety and efficacy of oral moxifloxacin hydrochloride in patients aged 65 or older compared to younger adults.

In trials of intravenous use, 42% of moxifloxacin hydrochloride patients were greater than or equal to 65 years of age, and 23% were greater than or equal to 75 years of age. The clinical trial data demonstrate that the safety of intravenous moxifloxacin hydrochloride in patients aged 65 or older was similar to that of comparator-treated patients. In general, elderly patients may be more susceptible to drug-associated effects of the QT interval. Therefore, moxifloxacin hydrochloride should be avoided in patients taking drugs that can result in prolongation of the QT interval (for example, class IA or class III antiarrhythmics) or in patients with risk factors for torsade de pointes (for example, known QT prolongation, uncorrected hypokalemia). [*See Warnings and Precautions (5.6), Drug Interactions (7.5) and Clinical Pharmacology (12.3)*].

8.6 Renal Impairment

The pharmacokinetic parameters of moxifloxacin are not significantly altered in mild, moderate, severe, or end-stage renal disease. No dosage adjustment is necessary in patients with renal impairment, including those patients requiring hemodialysis (HD) or continuous ambulatory peritoneal dialysis (CAPD). [*See Dosage and Administration (2), and Clinical Pharmacology (12.3)*].

8.7 Hepatic Impairment

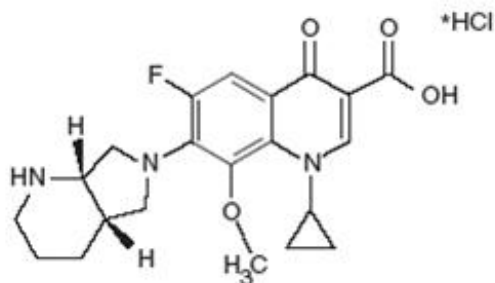
No dosage adjustment is recommended for mild, moderate, or severe hepatic insufficiency (Child-Pugh Classes A, B, or C). However, due to metabolic disturbances associated with hepatic insufficiency, which may lead to QT prolongation, moxifloxacin hydrochloride should be used with caution in these patients [see *Warnings and Precautions (5.6) and Clinical Pharmacology (12.3)*].

10 OVERDOSAGE

Single oral overdoses up to 2.8 g were not associated with any serious adverse events. In the event of acute overdose, Empty the stomach and maintain adequate hydration. Monitor ECG due to the possibility of QT interval prolongation. Carefully observe the patient and give supportive treatment. The administration of activated charcoal as soon as possible after oral overdose may prevent excessive increase of systemic moxifloxacin exposure. About 3% and 9% of the dose of moxifloxacin, as well as about 2% and 4.5% of its glucuronide metabolite are removed by continuous ambulatory peritoneal dialysis and hemodialysis, respectively.

11 DESCRIPTION

Moxifloxacin hydrochloride, USP is a synthetic antibacterial agent for oral administration. Moxifloxacin, a fluoroquinolone, is available as the monohydrochloride salt of 1-cyclopropyl-7-[(S,S)-2,8-diazabicyclo[4.3.0]non-8-yl]-6-fluoro-8-methoxy-1,4-dihydro-4-oxo-3 quinoline carboxylic acid. It is a slightly yellow to yellow powder or crystals, slightly hygroscopic substance with a molecular weight of 437.9. Its molecular formula is $C_{21}H_{24}FN_3O_4 \cdot HCl$ and its chemical structure is as follows:



11.1 Moxifloxacin Tablets, USP

- Moxifloxacin tablets, USP are available as film-coated tablets containing moxifloxacin hydrochloride USP (equivalent to 400 mg moxifloxacin).
- The inactive ingredients are Lactose Monohydrate, Povidone, Lactose Anhydrous, Croscarmellose sodium, Colloidal silicon dioxide, Magnesium stearate, hypromellose, Titanium dioxide, Polyethylene glycol and Iron oxide red.

12 CLINICAL PHARMACOLOGY

12.1 Mechanism of Action

Moxifloxacin hydrochloride is a member of the fluoroquinolone class of antibacterial agents [see *Microbiology (12.4)*].

12.2 Pharmacodynamics

Photosensitivity Potential

A study of the skin response to ultraviolet (UVA and UVB) and visible radiation conducted in 32 healthy volunteers (8 per group) demonstrated that moxifloxacin hydrochloride does not show phototoxicity in comparison to placebo. The minimum erythematous dose (MED) was measured before and after treatment with moxifloxacin hydrochloride (200 mg or 400 mg once daily), lomefloxacin (400 mg once daily), or placebo. In this study, the MED measured for both doses of moxifloxacin hydrochloride were not significantly different from placebo, while lomefloxacin significantly lowered the MED. [See *Warnings and Precautions (5.12)*.]

12.3 Pharmacokinetics

Absorption

Moxifloxacin, given as an oral tablet, is well absorbed from the gastrointestinal tract. The absolute bioavailability of moxifloxacin is approximately 90 percent. Co-administration with a high fat meal (that is, 500 calories from fat) does not affect the absorption of moxifloxacin.

Consumption of 1 cup of yogurt with moxifloxacin does not affect the rate or extent of systemic absorption (that is, area under the plasma concentration time curve (AUC)).

Table 7: Mean (\pm SD) C_{\max} and AUC Values Following Single and Multiple Doses of 400 mg Moxifloxacin Given Orally

	C_{\max} (mg/L)	AUC (mg•h/L)	Half-life (hr)
Single Dose Oral			
Healthy (n = 372)	3.1 \pm 1	36.1 \pm 9.1	11.5 to 15.6 ^a
Multiple Dose Oral			
Healthy young male/female (n = 15)	4.5 \pm 0.5	48 \pm 2.7	12.7 \pm 1.9
Healthy elderly male (n = 8)	3.8 \pm 0.3	51.8 \pm 6.7	
Healthy elderly female (n = 8)	4.6 \pm 0.6	54.6 \pm 6.7	
Healthy young male (n = 8)	3.6 \pm 0.5	48.2 \pm 9	

Healthy young female (n = 9)	4.2 ± 0.5	49.3 ± 9.5
------------------------------	-----------	------------

a) Range of means from different studies

Table 8: Mean (± SD) C_{max} and AUC values following single and multiple doses of 400 mg moxifloxacin given by 1-hour intravenous infusion

	C_{max} (mg/L)	AUC (mg•h/L)	Half-life (hour)
Single Dose intravenous			
Healthy young male/female (n = 56)	3.9 ± 0.9	39.3 ± 8.6	8.2 to 15.4 ^a
Patients (n = 118)			
Male (n = 64)	4.4 ± 3.7		
Female (n = 54)	4.5 ± 2		
< 65 years (n = 58)	4.6 ± 4.2		
≥ 65 years (n = 60)	4.3 ± 1.3		
Multiple Dose intravenous			
Healthy young male (n = 8)	4.2 ± 0.8	38 ± 4.7	14.8 ± 2.2
Healthy elderly (n=12; 8 male, 4 female)	6.1 ± 1.3	48.2 ± 0.9	10.1 ± 1.6
Patients ^b (n = 107)			
Male (n = 58)	4.2 ± 2.6		

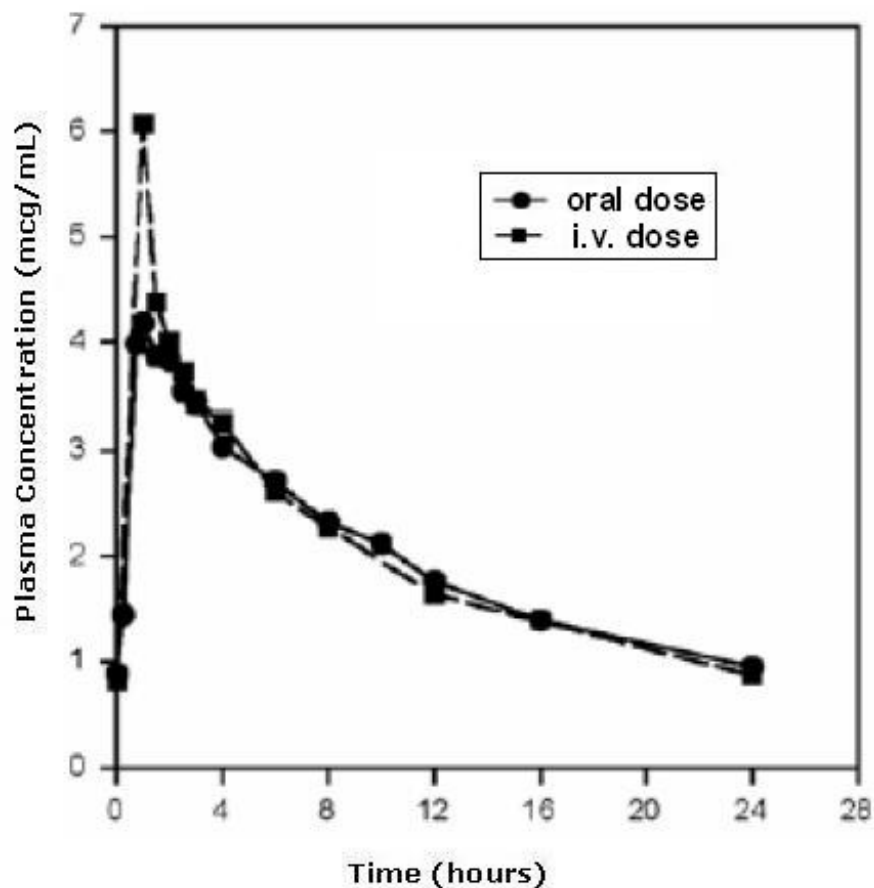
Female (n = 49)	4.6 ± 1.5		
< 65 years (n = 52)	4.1 ± 1.4		
≥ 65 years (n = 55)	4.7 ± 2.7		

a) Range of means from different studies

b) Expected C_{max} (concentration obtained around the time of the end of the infusion)

Plasma concentrations increase proportionately with dose up to the highest dose tested (1,200 mg single oral dose). The mean (\pm SD) elimination half-life from plasma is 12 ± 1.3 hours; steady-state is achieved after at least three days with a 400 mg once daily regimen.

Mean Steady-State Plasma Concentrations of Moxifloxacin Obtained With Once Daily Dosing of 400 mg Either Orally (n=10) or by Intravenous Infusion (n=12)



Distribution

Moxifloxacin is approximately 30 to 50% bound to serum proteins, independent of drug concentration. The volume of distribution of moxifloxacin ranges from 1.7 to 2.7 L/kg. Moxifloxacin is widely distributed throughout the body, with tissue concentrations often exceeding plasma concentrations. Moxifloxacin has been detected in the saliva, nasal and bronchial secretions, mucosa of the sinuses, skin blister fluid, subcutaneous tissue, skeletal muscle, and abdominal tissues and fluids following oral

administration of 400 mg. Moxifloxacin concentrations measured post-dose in various tissues and fluids following a 400 mg oral dose are summarized in Table 9. The rates of elimination of moxifloxacin from tissues generally parallel the elimination from plasma.

Table 9: Moxifloxacin Concentrations (mean \pm SD) in Tissues and the Corresponding Plasma Concentrations After a Single 400 mg Oral or Intravenous Dose^a

Tissue or Fluid	N	Plasma Concentration (mcg/mL)	Tissue or Fluid Concentration (mcg/mL or mcg/g)	Tissue Plasma Ratio
Respiratory				
Alveolar Macrophages	5	3.3 \pm 0.7	61.8 \pm 27.3	21.2 \pm 10
Bronchial Mucosa	8	3.3 \pm 0.7	5.5 \pm 1.3	1.7 \pm 0.3
Epithelial Lining Fluid	5	3.3 \pm 0.7	24.4 \pm 14.7	8.7 \pm 6.1
Sinus				
Maxillary Sinus Mucosa	4	3.7 \pm 1.1 ^b	7.6 \pm 1.7	2 \pm 0.3
Anterior Ethmoid Mucosa	3	3.7 \pm 1.1 ^b	8.8 \pm 4.3	2.2 \pm 0.6
Nasal Polyps	4	3.7 \pm 1.1 ^b	9.8 \pm 4.5	2.6 \pm 0.6
Skin, Musculoskeletal				
Blister Fluid	5	3 \pm 0.5 ^c	2.6 \pm 0.9	0.9 \pm 0.2
Subcutaneous Tissue	6	2.3 \pm 0.4 ^d	0.9 \pm 0.3 ^e	0.4 \pm 0.6
Skeletal Muscle	6	2.3 \pm 0.4 ^d	0.9 \pm 0.2 ^e	0.4 \pm 0.1
Intra-Abdominal				
Abdominal tissue	8	2.9 \pm 0.5	7.6 \pm 2	2.7 \pm 0.8
Abdominal exudate	10	2.3 \pm 0.5	3.5 \pm 1.2	1.6 \pm 0.7
Abscess fluid	6	2.7 \pm 0.7	2.3 \pm 1.5	0.8 \pm 0.4

a) All moxifloxacin concentrations were measured 3 hours after a single 400 mg dose, except the abdominal tissue and exudate concentrations which were measured at 2 hours post-dose and the sinus concentrations which were measured 3 hours post-dose after 5 days of dosing.

b) N = 5

c) N = 7

d) N = 12

e) Reflects only non-protein bound concentrations of drug.

Metabolism

Approximately 52% of an oral dose of moxifloxacin is metabolized via glucuronide and sulfate conjugation. The cytochrome P450 system is not involved in moxifloxacin metabolism, and is not affected by moxifloxacin. The sulfate conjugate (M1) accounts for approximately 38% of the dose, and is eliminated primarily in the feces. Approximately 14% of an oral dose is converted to a glucuronide conjugate (M2), which is excreted exclusively in the urine. Peak plasma concentrations of M2 are approximately 40% those of the parent drug, while plasma concentrations of M1 are generally less than 10% those of moxifloxacin.

In vitro studies with cytochrome (CYP) P450 enzymes indicate that moxifloxacin does not inhibit CYP3A4, CYP2D6, CYP2C9, CYP2C19, or CYP1A2.

Excretion

Approximately 45% of an oral or intravenous dose of moxifloxacin is excreted as unchanged drug (~20% in urine and ~25% in feces). A total of 96% ± 4% of an oral dose is excreted as either unchanged drug or known metabolites. The mean (± SD) apparent total body clearance and renal clearance are 12 ± 2 L/hr and 2.6 ± 0.5 L/hr, respectively.

Pharmacokinetics in Specific Populations

Geriatric

Following oral administration of 400 mg moxifloxacin for 10 days in 16 elderly (8 male; 8 female) and 17 young (8 male; 9 female) healthy volunteers, there were no age-related changes in moxifloxacin pharmacokinetics. In 16 healthy male volunteers (8 young; 8 elderly) given a single 200 mg dose of oral moxifloxacin, the extent of systemic exposure (AUC and C_{max}) was not statistically different between young and elderly males and elimination half-life was unchanged. No dosage adjustment is necessary based on age. In large phase III studies, the concentrations around the time of the end of the infusion in elderly patients following intravenous infusion of 400 mg were similar to those observed in young patients. [See *Use in Specific Populations* (8.5).]

Gender

Following oral administration of 400 mg moxifloxacin daily for 10 days to 23 healthy males (19 to 75 years) and 24 healthy females (19 to 70 years), the mean AUC and C_{max} were 8% and 16% higher, respectively, in females compared to males. There are no significant differences in moxifloxacin pharmacokinetics between male and female subjects when differences in body weight are taken into consideration.

A 400 mg single dose study was conducted in 18 young males and females. The comparison of moxifloxacin pharmacokinetics in this study (9 young females and 9 young males) showed no differences in AUC or C_{max} due to gender. Dosage adjustments based on gender are not necessary.

Race

Steady-state moxifloxacin pharmacokinetics in male Japanese subjects were similar to those determined in Caucasians, with a mean C_{max} of 4.1 mcg/mL, an AUC₂₄ of 47 mcg•h/mL, and an elimination half-life of 14 hours, following 400 mg p.o. daily.

Renal Insufficiency

The pharmacokinetic parameters of moxifloxacin are not significantly altered in mild, moderate, severe, or end-stage renal disease. No dosage adjustment is necessary in patients with renal impairment, including those patients requiring hemodialysis (HD) or continuous ambulatory peritoneal dialysis

(CAPD).

In a single oral dose study of 24 patients with varying degrees of renal function from normal to severely impaired, the mean peak concentrations (C_{max}) of moxifloxacin were reduced by 21% and 28% in the patients with moderate ($CL_{CR} \geq 30$ and ≤ 60 mL/min) and severe ($CL_{CR} < 30$ mL/min) renal impairment, respectively. The mean systemic exposure (AUC) in these patients was increased by 13%. In the moderate and severe renally impaired patients, the mean AUC for the sulfate conjugate (M1) increased by 1.7-fold (ranging up to 2.8-fold) and mean AUC and C_{max} for the glucuronide conjugate (M2) increased by 2.8-fold (ranging up to 4.8-fold) and 1.4-fold (ranging up to 2.5-fold), respectively. [See *Use in Specific Populations* (8.6).]

The pharmacokinetics of single dose and multiple dose moxifloxacin were studied in patients with $CL_{CR} < 20$ mL/min on either hemodialysis or continuous ambulatory peritoneal dialysis (8 HD, 8 CAPD). Following a single 400 mg oral dose, the AUC of moxifloxacin in these HD and CAPD patients did not vary significantly from the AUC generally found in healthy volunteers. C_{max} values of moxifloxacin were reduced by about 45% and 33% in HD and CAPD patients, respectively, compared to healthy, historical controls. The exposure (AUC) to the sulfate conjugate (M1) increased by 1.4- to 1.5-fold in these patients. The mean AUC of the glucuronide conjugate (M2) increased by a factor of 7.5, whereas the mean C_{max} values of the glucuronide conjugate (M2) increased by a factor of 2.5 to 3, compared to healthy subjects. The sulfate and the glucuronide conjugates of moxifloxacin are not microbiologically active, and the clinical implication of increased exposure to these metabolites in patients with renal disease including those undergoing HD and CAPD has not been studied.

Oral administration of 400 mg QD moxifloxacin for 7 days to patients on HD or CAPD produced mean systemic exposure (AUC_{SS}) to moxifloxacin similar to that generally seen in healthy volunteers. Steady-state C_{max} values were about 22% lower in HD patients but were comparable between CAPD patients and healthy volunteers. Both HD and CAPD removed only small amounts of moxifloxacin from the body (approximately 9% by HD, and 3% by CAPD). HD and CAPD also removed about 4% and 2% of the glucuronide metabolite (M2), respectively.

Hepatic Insufficiency

No dosage adjustment is recommended for mild, moderate, or severe hepatic insufficiency (Child-Pugh Classes A, B, or C). However, due to metabolic disturbances associated with hepatic insufficiency, which may lead to QT prolongation, moxifloxacin hydrochloride should be used with caution in these patients [see *Warnings and Precautions* (5.6) and *Use in Specific Populations* (8.7)].

In 400 mg single oral dose studies in 6 patients with mild (Child-Pugh Class A) and 10 patients with moderate (Child-Pugh Class B) hepatic insufficiency, moxifloxacin mean systemic exposure (AUC) was 78% and 102%, respectively, of 18 healthy controls and mean peak concentration (C_{max}) was 79% and 84% of controls.

The mean AUC of the sulfate conjugate of moxifloxacin (M1) increased by 3.9-fold (ranging up to 5.9-fold) and 5.7-fold (ranging up to 8-fold) in the mild and moderate groups, respectively. The mean C_{max} of M1 increased by approximately 3-fold in both groups (ranging up to 4.7- and 3.9-fold). The mean AUC of the glucuronide conjugate of moxifloxacin (M2) increased by 1.5-fold (ranging up to 2.5-fold) in both groups. The mean C_{max} of M2 increased by 1.6- and 1.3-fold (ranging up to 2.7- and 2.1-fold), respectively. The clinical significance of increased exposure to the sulfate and glucuronide conjugates has not been studied. In a subset of patients participating in a clinical trial, the plasma concentrations of moxifloxacin and metabolites determined approximately at the moxifloxacin T_{max} following the first oral moxifloxacin dose in the Child-Pugh Class C patients (n=10) were similar to those in the Child-Pugh Class A/B patients (n=5), and also similar to those observed in healthy volunteer studies.

Drug-Drug Interactions

The following drug interactions were studied in healthy volunteers or patients.

Antacids and iron significantly reduced bioavailability of moxifloxacin, as observed with other

fluoroquinolones [see *Drug Interactions (7.1)*].

Calcium, digoxin, itraconazole, morphine, probenecid, ranitidine, theophylline, cyclosporine and warfarin did not significantly affect the pharmacokinetics of moxifloxacin. These results and the data from *in vitro* studies suggest that moxifloxacin is unlikely to significantly alter the metabolic clearance of drugs metabolized by CYP3A4, CYP2D6, CYP2C9, CYP2C19, or CYP1A2 enzymes.

Moxifloxacin had no clinically significant effect on the pharmacokinetics of atenolol, digoxin, glyburide, itraconazole, oral contraceptives, theophylline, cyclosporine and warfarin. However, fluoroquinolones, including moxifloxacin hydrochloride, have been reported to enhance the anticoagulant effects of warfarin or its derivatives in the patient population [see *Drug Interactions (7.2)*].

Antacids

When moxifloxacin (single 400 mg tablet dose) was administered two hours before, concomitantly, or 4 hours after an aluminum/magnesium-containing antacid (900 mg aluminum hydroxide and 600 mg magnesium hydroxide as a single oral dose) to 12 healthy volunteers there was a 26%, 60% and 23% reduction in the mean AUC of moxifloxacin, respectively. Moxifloxacin should be taken at least 4 hours before or 8 hours after antacids containing magnesium or aluminum, as well as sucralfate, metal cations such as iron, and multivitamin preparations with zinc, or didanosine buffered tablets for oral suspension or the pediatric powder for oral solution. [See *Dosage and Administration (2.2)* and *Drug Interactions (7.1)*.]

Atenolol

In a crossover study involving 24 healthy volunteers (12 male; 12 female), the mean atenolol AUC following a single oral dose of 50 mg atenolol with placebo was similar to that observed when atenolol was given concomitantly with a single 400 mg oral dose of moxifloxacin. The mean C_{max} of single dose atenolol decreased by about 10% following co-administration with a single dose of moxifloxacin.

Calcium

Twelve healthy volunteers were administered concomitant moxifloxacin (single 400 mg dose) and calcium (single dose of 500 mg Ca^{++} dietary supplement) followed by an additional two doses of calcium 12 and 24 hours after moxifloxacin administration. Calcium had no significant effect on the mean AUC of moxifloxacin. The mean C_{max} was slightly reduced and the time to maximum plasma concentration was prolonged when moxifloxacin was given with calcium compared to when moxifloxacin was given alone (2.5 hours versus 0.9 hours). These differences are not considered to be clinically significant.

Digoxin

No significant effect of moxifloxacin (400 mg once daily for two days) on digoxin (0.6 mg as a single dose) AUC was detected in a study involving 12 healthy volunteers. The mean digoxin C_{max} increased by about 50% during the distribution phase of digoxin. This transient increase in digoxin C_{max} is not viewed to be clinically significant. Moxifloxacin pharmacokinetics were similar in the presence or absence of digoxin. No dosage adjustment for moxifloxacin or digoxin is required when these drugs are administered concomitantly.

Glyburide

In diabetics, glyburide (2.5 mg once daily for two weeks pretreatment and for five days concurrently) mean AUC and C_{max} were 12% and 21% lower, respectively, when taken with moxifloxacin (400 mg once daily for five days) in comparison to placebo. Nonetheless, blood glucose levels were decreased slightly in patients taking glyburide and moxifloxacin in comparison to those taking glyburide alone, suggesting no interference by moxifloxacin on the activity of glyburide. These interaction results are not viewed as clinically significant.

Iron

When moxifloxacin tablets were administered concomitantly with iron (ferrous sulfate 100 mg once

daily for two days), the mean AUC and C_{\max} of moxifloxacin was reduced by 39% and 59%, respectively. Moxifloxacin should only be taken more than 4 hours before or 8 hours after iron products [see *Dosage and Administration (2.2)* and *Drug Interactions (7.1)*.]

Itraconazole

In a study involving 11 healthy volunteers, there was no significant effect of itraconazole (200 mg once daily for 9 days), a potent inhibitor of cytochrome P4503A4, on the pharmacokinetics of moxifloxacin (a single 400 mg dose given on the 7th day of itraconazole dosing). In addition, moxifloxacin was shown not to affect the pharmacokinetics of itraconazole.

Morphine

No significant effect of morphine sulfate (a single 10 mg intramuscular dose) on the mean AUC and C_{\max} of moxifloxacin (400 mg single dose) was observed in a study of 20 healthy male and female volunteers.

Oral Contraceptives

A placebo-controlled study in 29 healthy female subjects showed that moxifloxacin 400 mg daily for 7 days did not interfere with the hormonal suppression of oral contraception with 0.15 mg levonorgestrel/0.03 mg ethinylestradiol (as measured by serum progesterone, FSH, estradiol, and LH), or with the pharmacokinetics of the administered contraceptive agents.

Probenecid

Probenecid (500 mg twice daily for two days) did not alter the renal clearance and total amount of moxifloxacin (400 mg single dose) excreted renally in a study of 12 healthy volunteers.

Ranitidine

No significant effect of ranitidine (150 mg twice daily for three days as pretreatment) on the pharmacokinetics of moxifloxacin (400 mg single dose) was detected in a study involving 10 healthy volunteers.

Theophylline

No significant effect of moxifloxacin (200 mg every twelve hours for 3 days) on the pharmacokinetics of theophylline (400 mg every twelve hours for 3 days) was detected in a study involving 12 healthy volunteers. In addition, theophylline was not shown to affect the pharmacokinetics of moxifloxacin. The effect of co-administration of 400 mg once daily of moxifloxacin with theophylline has not been studied.

Warfarin

No significant effect of moxifloxacin (400 mg once daily for eight days) on the pharmacokinetics of R- and S-warfarin (25 mg single dose of warfarin sodium on the fifth day) was detected in a study involving 24 healthy volunteers. No significant change in prothrombin time was observed. However, fluoroquinolones, including moxifloxacin hydrochloride, have been reported to enhance the anticoagulant effects of warfarin or its derivatives in the patient population [See *Adverse Reactions (6.2)* and *Drug Interactions (7.2)*.]

12.4 Microbiology

Mechanism of Action

The bactericidal action of moxifloxacin results from inhibition of the topoisomerase II (DNA gyrase) and topoisomerase IV required for bacterial DNA replication, transcription, repair, and recombination.

Resistance

The mechanism of action for fluoroquinolones, including moxifloxacin, is different from that of macrolides, beta-lactams, aminoglycosides, or tetracyclines; therefore, microorganisms resistant to

these classes of drugs may be susceptible to moxifloxacin. Resistance to fluoroquinolones occurs primarily by a mutation in topoisomerase II (DNA gyrase) or topoisomerase IV genes, decreased outer membrane permeability or drug efflux. *In vitro* resistance to moxifloxacin develops slowly via multiple-step mutations. Resistance to moxifloxacin occurs *in vitro* at a general frequency of between 1.8×10^{-9} to $< 1 \times 10^{-11}$ for Gram-positive bacteria.

Cross Resistance

Cross-resistance has been observed between moxifloxacin and other fluoroquinolones against Gram-negative bacteria. Gram-positive bacteria resistant to other fluoroquinolones may, however, still be susceptible to moxifloxacin. There is no known cross-resistance between moxifloxacin and other classes of antimicrobials.

Antimicrobial Activity

Moxifloxacin has been shown to be active against most isolates of the following bacteria, both *in vitro* and in clinical infections [see *Indications and Usage (1)*].

Gram-positive bacteria

Enterococcus faecalis

Staphylococcus aureus

Streptococcus anginosus

Streptococcus constellatus

Streptococcus pneumoniae (including multi-drug resistant isolates [MDRSP]**)

Streptococcus pyogenes

**MDRSP, Multi-drug resistant *Streptococcus pneumoniae* includes isolates previously known as PRSP (Penicillin-resistant *S. pneumoniae*), and are isolates resistant to two or more of the following antibiotics: penicillin (MIC) ≥ 2 mcg/mL), 2nd generation cephalosporins (for example, cefuroxime), macrolides, tetracyclines, and trimethoprim/sulfamethoxazole.

Gram-negative bacteria

Enterobacter cloacae

Escherichia coli

Haemophilus influenzae

Haemophilus parainfluenzae

Klebsiella pneumoniae

Moraxella catarrhalis

Proteus mirabilis

Yersinia pestis

Anaerobic bacteria

Bacteroides fragilis

Bacteroides thetaiotaomicron

Clostridium perfringens

Peptostreptococcus species

Other microorganisms

Chlamydia pneumoniae

Mycoplasma pneumoniae

The following *in vitro* data are available, but their clinical significance is unknown. At least 90 percent of the following bacteria exhibit an *in vitro* minimum inhibitory concentration (MIC) less than or equal to the susceptible breakpoint for moxifloxacin against isolates of similar genus or organism group. However, the efficacy of moxifloxacin hydrochloride in treating clinical infections due to these bacteria has not been established in adequate and well controlled clinical trials.

Gram-positive bacteria

Staphylococcus epidermidis

Streptococcus agalactiae

Streptococcus viridans group

Gram-negative bacteria

Citrobacter freundii

Klebsiella oxytoca

Legionella pneumophila

Anaerobic bacteria

Fusobacterium species

Prevotella species

Susceptibility Tests Methods

For specific information regarding susceptibility test interpretive criteria and associated test methods and quality control standards recognized by FDA for this drug, please see: <https://www.fda.gov/STIC>.

13 NONCLINICAL TOXICOLOGY

13.1 Carcinogenesis, Mutagenesis, Impairment of Fertility

Long term studies in animals to determine the carcinogenic potential of moxifloxacin have not been performed.

Moxifloxacin was not mutagenic in 4 bacterial strains (TA 98, TA 100, TA 1535, TA 1537) used in the Ames *Salmonella* reversion assay. As with other fluoroquinolones, the positive response observed with moxifloxacin in strain TA 102 using the same assay may be due to the inhibition of DNA gyrase. Moxifloxacin was not mutagenic in the CHO/HGPRT mammalian cell gene mutation assay. An equivocal result was obtained in the same assay when v79 cells were used. Moxifloxacin was clastogenic in the v79 chromosome aberration assay, but it did not induce unscheduled DNA synthesis in cultured rat hepatocytes. There was no evidence of genotoxicity *in vivo* in a micronucleus test or a dominant lethal test in mice.

Moxifloxacin had no effect on fertility in male and female rats at oral doses as high as 500 mg/kg/day, approximately 12 times the maximum recommended human dose based on body surface area, or at intravenous doses as high as 45 mg/kg/day, approximately equal to the maximum recommended human dose based on body surface area. At 500 mg/kg orally there were slight effects on sperm morphology (head-tail separation) in male rats and on the estrous cycle in female rats.

13.2 Animal Toxicology and/or Pharmacology

Fluoroquinolones have been shown to cause arthropathy in immature animals. In studies in juvenile dogs oral doses of moxifloxacin 30 mg/kg/day or more (approximately 1.5 times the maximum recommended human dose based upon systemic exposure) for 28 days resulted in arthropathy. There was no evidence of arthropathy in mature monkeys and rats at oral doses up to 135 and 500 mg/kg/day, respectively.

Moxifloxacin at an oral dose of 300 mg/kg did not show an increase in acute toxicity or potential for CNS toxicity (for example, seizures) in mice when used in combination with NSAIDs such as diclofenac, ibuprofen, or fenbufen. Some fluoroquinolones have been reported to have proconvulsant activity that is exacerbated with concomitant use of (NSAIDs).

AQT-prolonging effect of moxifloxacin was found in dog studies, at plasma concentrations about five times the human therapeutic level. The combined infusion of sotalol, a Class III antiarrhythmic agent, with moxifloxacin induced a higher degree of QTc prolongation in dogs than that induced by the same dose (30 mg/kg) of moxifloxacin alone. Electrophysiological *in vitro* studies suggested an inhibition of the rapid activating component of the delayed rectifier potassium current (I_{Kr}) as an underlying mechanism.

No signs of local intolerance were observed in dogs when moxifloxacin was administered intravenously. After intra-arterial injection, inflammatory changes involving the peri-arterial soft tissue were observed suggesting that intra-arterial administration of moxifloxacin hydrochloride should be avoided.

14 CLINICAL STUDIES

14.1 Acute Bacterial Sinusitis

In a controlled double-blind study conducted in the US, Moxifloxacin Tablets (400 mg once daily for ten days) were compared with cefuroxime axetil (250 mg twice daily for ten days) for the treatment of acute bacterial sinusitis. The trial included 457 patients valid for the efficacy analysis. Clinical success (cure plus improvement) at the 7 to 21 day post-therapy test of cure visit was 90% for moxifloxacin hydrochloride and 89% for cefuroxime.

An additional non-comparative study was conducted to gather bacteriological data and to evaluate microbiological eradication in adult patients treated with Moxifloxacin Hydrochloride 400 mg once daily for seven days. All patients (n = 336) underwent antral puncture in this study. Clinical success rates and eradication/presumed eradication rates at the 21 to 37 day follow-up visit were 97% (29 out of 30) for *Streptococcus pneumoniae*, 83% (15 out of 18) for *Moraxella catarrhalis*, and 80% (24 out of 30) for *Haemophilus influenzae*.

14.2 Acute Bacterial Exacerbation of Chronic Bronchitis

Moxifloxacin Tablets (400 mg once daily for five days) were evaluated for the treatment of acute bacterial exacerbation of chronic bronchitis in a randomized, double-blind, controlled clinical trial conducted in the US. This study compared moxifloxacin hydrochloride with clarithromycin (500 mg twice daily for 10 days) and enrolled 629 patients. Clinical success was assessed at 7-17 days post-therapy. The clinical success for moxifloxacin hydrochloride was 89% (222/250) compared to 89% (224/251) for clarithromycin.

Table 10: Clinical Success Rates at Follow-Up Visit for Clinically Evaluable Patients by Pathogen (Acute Bacterial Exacerbation of Chronic Bronchitis)

PATHOGEN	Moxifloxacin Hydrochloride	Clarithromycin
<i>Streptococcus pneumoniae</i>	16/16 (100%)	20/23 (87%)
<i>Haemophilus influenzae</i>	33/37 (89%)	36/41 (88%)
<i>Haemophilus parainfluenzae</i>	16/16 (100%)	14/14 (100%)
<i>Moraxella catarrhalis</i>	29/34 (85%)	24/24 (100%)
<i>Staphylococcus aureus</i>	15/16 (94%)	6/8 (75%)
<i>Klebsiella pneumoniae</i>	18/20 (90%)	10/11 (91%)

The microbiological eradication rates (eradication plus presumed eradication) in moxifloxacin hydrochloride treated patients were *Streptococcus pneumoniae* 100%, *Haemophilus influenzae* 89%, *Haemophilus parainfluenzae* 100%, *Moraxella catarrhalis* 85%, *Staphylococcus aureus* 94%, and *Klebsiella pneumoniae* 85%.

14.3 Community Acquired Pneumonia

A randomized, double-blind, controlled clinical trial was conducted in the US to compare the efficacy of moxifloxacin tablets (400 mg once daily) to that of high-dose clarithromycin (500 mg twice daily) in the treatment of patients with clinically and radiologically documented community acquired pneumonia. This study enrolled 474 patients (382 of whom were valid for the efficacy analysis conducted at the 14 to 35 day follow-up visit). Clinical success for clinically evaluable patients was 95% (184/194) for moxifloxacin hydrochloride and 95% (178/188) for high dose clarithromycin.

A randomized, double-blind, controlled trial was conducted in the US and Canada to compare the efficacy of sequential oral moxifloxacin 400 mg once a day for 7 to 14 days to an oral fluoroquinolone control (trovafloxacin or levofloxacin) in the treatment of patients with clinically and radiologically documented community acquired pneumonia. This study enrolled 516 patients, 362 of whom were valid for the efficacy analysis conducted at the 7 to 30 day post-therapy visit. The clinical success rate was 86% (157/182) for moxifloxacin hydrochloride therapy and 89% (161/180) for the fluoroquinolone comparators.

An open-label ex-US study that enrolled 628 patients compared moxifloxacin hydrochloride to sequential oral amoxicillin/clavulanate (625 mg orally every 8 hours) with or without high-dose oral clarithromycin (500 mg twice a day). The intravenous formulations of the comparators are not FDA approved. The clinical success rate at Day 5 to 7 for moxifloxacin hydrochloride therapy was 93% (241/258) and demonstrated superiority to amoxicillin/clavulanate ± clarithromycin (85%, 239/280) [95% C.I. of difference in success rates between moxifloxacin and comparator (2.9%, 13.2%)]. The clinical success rate at the 21 to 28 days post-therapy visit for moxifloxacin hydrochloride was 84% (216/258), which also demonstrated superiority to the comparators (74%, 208/280) [95% C.I. of difference in success rates between moxifloxacin and comparator (2.6%, 16.3%)].

The clinical success rates by pathogen across four CAP studies are presented in Table 11.

Table 11: Clinical Success Rates By Pathogen (Pooled CAP Studies)

PATHOGEN	Moxifloxacin Hydrochloride	
<i>Streptococcus pneumoniae</i>	80/85	(94%)
<i>Staphylococcus aureus</i>	17/20	(85%)
<i>Klebsiella pneumoniae</i>	11/12	(92%)
<i>Haemophilus influenzae</i>	56/61	(92%)
<i>Chlamydomphila pneumoniae</i>	119/128	(93%)
<i>Mycoplasma pneumoniae</i>	73/76	(96%)
<i>Moraxella catarrhalis</i>	11/12	(92%)

*Community Acquired Pneumonia caused by Multi-Drug Resistant Streptococcus pneumonia (MDRSP)**
Moxifloxacin hydrochloride was effective in the treatment of community acquired pneumonia (CAP) caused by multi-drug resistant *Streptococcus pneumoniae* MDRSP* isolates. Of 37 microbiologically evaluable patients with MDRSP isolates, 35 patients (95%) achieved clinical and bacteriological success post-therapy. The clinical and bacteriological success rates based on the number of patients treated are shown in Table 12.

* MDRSP, Multi-drug resistant *Streptococcus pneumoniae* includes isolates previously known as PRSP (Penicillin-resistant *S. pneumoniae*), and are isolates resistant to two or more of the following antibiotics: penicillin (MIC ≥ 2 mcg/mL), 2nd generation cephalosporins (for example, cefuroxime),

macrolides, tetracyclines, and trimethoprim/sulfamethoxazole.

Table 12: Clinical and Bacteriological Success Rates for Moxifloxacin Hydrochloride-Treated MDRSP CAP Patients (Population: Valid for Efficacy)

Screening Susceptibility	Clinical Success		Bacteriological Success	
	n/N ^a	%	n/N ^b	%
Penicillin-resistant	21/21	100% ^c	21/21	100% ^c
2 nd generation cephalosporin resistant	25/26	96% ^c	25/26	96% ^c
Macrolide resistant ^d	22/23	96%	22/23	96%
Trimethoprim/sulfamethoxazole resistant	28/30	93%	28/30	93%
Tetracycline-resistant	17/18	94%	17/18	94%

a)n = number of patients successfully treated; N = number of patients with MDRSP (from a total of 37 patients)

b)n = number of patients successfully treated (presumed eradication or eradication); N = number of patients with MDRSP (from a total of 37 patients)

c)One patient had a respiratory isolate that was resistant to penicillin and cefuroxime but a blood isolate that was intermediate to penicillin and cefuroxime. The patient is included in the database based on the respiratory isolate.

d)Azithromycin, clarithromycin, and erythromycin were the macrolide antimicrobials tested.

Not all isolates were resistant to all antimicrobial classes tested. Success and eradication rates are summarized in Table 13.

Table 13: Clinical Success Rates and Microbiological Eradication Rates for Resistant *Streptococcus pneumoniae* (Community Acquired Pneumonia)

<i>S. pneumoniae</i> with MDRSP	Clinical Success	Bacteriological Eradication Rate
Resistant to 2 antimicrobials	12/13 (92.3%)	12/13 (92.3%)
Resistant to 3 antimicrobials	10/11 (90.9%) ^a	10/11 (90.9%) ^a
Resistant to 4 antimicrobials	6/6 (100%)	6/6 (100%)
Resistant to 5 antimicrobials	7/7 (100%) ^a	7/7 (100%) ^a
Bacteremia with MDRSP	9/9 (100%)	9/9 (100%)

a) One patient had a respiratory isolate resistant to 5 antimicrobials and a blood isolate resistant to 3 antimicrobials. The patient was included in the category resistant to 5 antimicrobials.

14.4 Uncomplicated Skin and Skin Structure Infections

A randomized, double-blind, controlled clinical trial conducted in the U.S. compared the efficacy of moxifloxacin 400 mg once daily for seven days with cephalexin HCl 500 mg three times daily for seven days. The percentage of patients treated for uncomplicated abscesses was 30%, furuncles 8%, cellulitis 16%, impetigo 20%, and other skin infections 26%. Adjunctive procedures (incision and drainage or debridement) were performed on 17% of the moxifloxacin hydrochloride treated patients and 14% of the comparator treated patients. Clinical success rates in evaluable patients were 89% (108/122) for moxifloxacin hydrochloride and 91% (110/121) for cephalexin HCl.

14.5 Complicated Skin and Skin Structure Infections

Two randomized, active controlled trials of cSSSI were performed. A double-blind trial was conducted primarily in North America to compare the efficacy of sequential intravenous/oral moxifloxacin 400 mg once a day for 7 to 14 days to an intravenous/oral beta-lactam/beta-lactamase inhibitor control in the treatment of patients with cSSSI. This study enrolled 617 patients, 335 of which were valid for the efficacy analysis. A second open-label International study compared moxifloxacin 400 mg once a day for 7 to 21 days to sequential intravenous/oral beta-lactam/beta-lactamase inhibitor control in the treatment of patients with cSSSI. This study enrolled 804 patients, 632 of which were valid for the efficacy analysis. Surgical incision and drainage or debridement was performed on 55% of the moxifloxacin hydrochloride treated and 53% of the comparator treated patients in these studies and formed an integral part of therapy for this indication. Success rates varied with the type of diagnosis ranging from 61% in patients with infected ulcers to 90% in patients with complicated erysipelas. These rates were similar to those seen with comparator drugs. The overall success rates in the evaluable patients and the clinical success by pathogen are shown in Tables 14 and 15.

Table 14: Overall Clinical Success Rates in Patients with Complicated Skin and Skin Structure Infections

Study	Moxifloxacin Hydrochloride n/N (%)	Comparator n/N (%)	95% Confidence Interval ^a
North America	125/162 (77.2%)	141/173 (81.5%)	(-14.4%, 2%)
International	254/315 (80.6%)	268/317 (84.5%)	(-9.4%, 2.2%)
a) of difference in success rates between moxifloxacin and comparator (moxifloxacin-comparator)			

Table 15: Clinical Success Rates by Pathogen in Patients with Complicated Skin and Skin Structure Infections

Pathogen	Moxifloxacin Hydrochloride n/N (%)	Comparator n/N (%)
<i>Staphylococcus aureus</i> (methicillin-susceptible isolates) ^a	106/129 (82.2%)	120/137 (87.6%)
<i>Escherichia coli</i>	31/38 (81.6 %)	28/33 (84.8 %)
<i>Klebsiella pneumoniae</i>	11/12 (91.7 %)	7/10 (70%)
<i>Enterobacter cloacae</i>	9/11 (81.8%)	4/7 (57.1%)
a) methicillin susceptibility was only determined in the North American Study		

14.6 Complicated Intra-Abdominal Infections

Two randomized, active controlled trials of cIAI were performed. A double-blind trial was conducted primarily in North America to compare the efficacy of sequential oral moxifloxacin 400 mg once a day for 5 to 14 days to piperacillin/tazobactam followed by oral amoxicillin/clavulanic acid in the treatment of patients with cIAI, including peritonitis, abscesses, appendicitis with perforation, and bowel perforation. This study enrolled 681 patients, 379 of which were considered clinically evaluable. A second open-label international study compared moxifloxacin 400 mg once a day for 5 to 14 days to intravenous ceftriaxone plus intravenous metronidazole followed by oral amoxicillin/clavulanic acid in the treatment of patients with cIAI. This study enrolled 595 patients, 511 of which were considered clinically evaluable. The clinically evaluable population consisted of subjects with a surgically confirmed complicated infection, at least 5 days of treatment and a 25 to 50 day follow up assessment for patients at the Test of Cure visit. The overall clinical success rates in the clinically evaluable patients are shown in Table 16.

Table 16: Clinical Success Rates in Patients with Complicated Intra-Abdominal Infections

Study	Moxifloxacin Hydrochloriden/N (%)	Comparator n/N (%)	95% Confidence Interval ^a
North America (overall)	146/183 (79.8%)	153/196 (78.1%)	(-7.4%, 9.3%)
Abscess	40/57 (70.2%)	49/63 (77.8%) ^b	NA ^c
Non-abscess	106/126 (84.1%)	104/133 (78.2%)	NA
International (overall)	199/246 (80.9%)	218/265 (82.3%)	(-8.9%, 4.2%)
Abscess	73/93 (78.5%)	86/99 (86.9%)	NA
Non-abscess	126/153 (82.4%)	132/166 (79.5%)	NA

a) of difference in success rates between moxifloxacin hydrochloride and comparator (moxifloxacin hydrochloride-comparator)
b) Excludes 2 patients who required additional surgery within the first 48 hours.
c) NA - not applicable

14.7 Plague

Efficacy studies of moxifloxacin hydrochloride could not be conducted in humans with pneumonic plague for ethical and feasibility reasons. Therefore, approval of this indication was based on an efficacy study conducted in animals and supportive pharmacokinetic data in adult humans and animals.

A randomized, blinded, placebo-controlled study was conducted in an African Green Monkey (AGM) animal model of pneumonic plague. Twenty AGM (10 males and 10 females) were exposed to an inhaled mean (\pm SD) dose of 100 ± 50 LD₅₀ (range 92 to 127 LD₅₀) of *Yersinia pestis* (CO92 strain) aerosol. The minimal inhibitory concentration (MIC) of moxifloxacin for the *Y. pestis* strain used in this study was 0.06 mcg/mL. Development of sustained fever for at least 4 hours duration was used as the trigger for the initiation of 10 days of treatment with either a humanized regimen of moxifloxacin or placebo. All study animals were febrile and bacteremic with *Y. pestis* prior to the initiation of study treatment. Ten of 10 (100%) of the animals receiving the placebo succumbed to disease between 83 to 139 h (mean 115 ± 19 hours) post treatment. Ten of 10 (100%) moxifloxacin-treated animals survived for the 30-day period after completion of the study treatment. Compared to the placebo group, mortality in the moxifloxacin group was significantly lower (difference in survival: 100% with a two-sided 95% exact confidence interval [66.3%, 100%], p-value<0.0001).

The mean plasma concentrations of moxifloxacin associated with a statistically significant improvement in survival over placebo in an AGM model of pneumonic plague are reached or exceeded in human adults receiving the recommended oral and intravenous dosage regimens. The mean (\pm SD) peak plasma concentration (C_{max}) and total plasma exposure defined as the area under the plasma concentration-time curve (AUC) in human adults receiving 400 mg intravenously were 3.9 ± 0.9 mcg/mL and 39.3 ± 8.6 mcg·h/mL, respectively [see *Clinical Pharmacology* (12.3)]. The mean (\pm SD) peak plasma concentration and AUC₀₋₂₄ in AGM following one-day administration of a humanized dosing regimen simulating the human AUC₀₋₂₄ at a 400 mg dose were 4.4 ± 1.5 mcg/mL and 22 ± 8.0 mcg·h/mL, respectively.

15 REFERENCES

1. Clinical and Laboratory Standards Institute (CLSI), *Methods for Dilution Antimicrobial Susceptibility Tests for Bacteria That Grow Aerobically Approved Standard – Tenth Edition*. CLSI Document M7-A10 [2015], CLSI, 950 West Valley Rd., Suite 2500, Wayne, PA 19087, USA.
2. Clinical and Laboratory Standards Institute (CLSI). *Performance Standards for Antimicrobial Susceptibility Testing; Twenty-sixth Informational Supplement*, CLSI document M100-S26 [2016], Clinical and Laboratory Standards Institute, 950 West Valley Road, Suite 2500, Wayne, Pennsylvania

19087, USA. .

3. Clinical and Laboratory Standards Institute (CLSI). *Performance Standards for Antimicrobial Disk Diffusion Susceptibility Tests; Approved Standard – Twelfth Edition*. CLSI document M02-A12 [2015], Clinical and Laboratory Standards Institute, 950 West Valley Road, Suite 2500, Wayne, Pennsylvania 19087, USA.
4. Clinical and Laboratory Standards Institute (CLSI). *Methods for Antimicrobial Dilution and Disk Susceptibility Testing for Infrequently Isolated or Fastidious Bacteria: Approved Guidelines—Third Edition* CLSI document M45-A3 [2016], Clinical and Laboratory Standards Institute, 950 West Valley Road, Suite 2500, Wayne, Pennsylvania 19087, USA.
5. Clinical and Laboratory Standards Institute (CLSI). *Methods for Antimicrobial Susceptibility Testing of Anaerobic Bacteria; Approved Standard -Eighth Edition*. CLSI document M11-A8 [2012]. Clinical and Laboratory Standards Institute, 950 West Valley Road, Suite 2500, Wayne, Pennsylvania 19087, USA.

16 HOW SUPPLIED/STORAGE AND HANDLING

16.1 Moxifloxacin Tablets, USP

Moxifloxacin Tablets, USP are available as dull red colored, caplet shaped, film coated tablets containing 400 mg moxifloxacin.

The tablet is debossed with "M" on one side and "400" on other side.

Package

NDC Code

Bottles of 30

72205-001-30

Bottles of 500

72205-001-05

Cartons of 50 (5 x 10) Unit-dose Tablets

72205-001-31

Store at 25°C (77°F); excursions permitted to 15–30°C (59–86°F) [see USP Controlled Room Temperature]. Avoid high humidity.

17 PATIENT COUNSELING INFORMATION

Advise the patient to read the FDA-approved patient labeling (Medication Guide)

Serious Adverse Reactions

Advise patients to stop taking moxifloxacin hydrochloride if they experience an adverse reaction and to call their healthcare provider for advice on completing the full course of treatment with another antibacterial drug.

Inform patients of the following serious adverse reactions that have been associated with moxifloxacin hydrochloride or other fluoroquinolone use:

- **Disabling and potentially irreversible serious adverse reactions that may occur together:** Inform patients that disabling and potentially irreversible serious adverse reactions, including tendinitis and tendon rupture, peripheral neuropathies, and central nervous system effects, have been associated with use of moxifloxacin hydrochloride and may occur together in the same patient. Inform patients to stop taking moxifloxacin hydrochloride immediately if they experience an adverse reaction and to call their healthcare provider.
- **Tendinitis and Tendon Rupture:** Instruct patients to contact their healthcare provider if they experience pain, swelling, or inflammation of a tendon, or weakness or inability to use one of their joints; rest and refrain from exercise; and discontinue moxifloxacin hydrochloride treatment. Symptoms may be irreversible. The risk of severe tendon disorder with fluoroquinolones is higher in older patients usually over 60 years of age, in patients taking corticosteroid drugs, and in patients with kidney, heart or lung transplants.

- **Peripheral Neuropathies:** Inform patients that peripheral neuropathies have been associated with moxifloxacin hydrochloride use, symptoms may occur soon after initiation of therapy and may be irreversible. If symptoms of peripheral neuropathy including pain, burning, tingling, numbness and/or weakness develop, immediately discontinue moxifloxacin hydrochloride and tell them to contact their physician.
- **Central nervous system effects** (for example, convulsions, dizziness, lightheadedness, increased intracranial pressure): Inform patients that convulsions have been reported in patients receiving fluoroquinolones, including moxifloxacin hydrochloride. Instruct patients to notify their physician before taking this drug if they have a history of convulsions. Inform patients that they should know how they react to moxifloxacin hydrochloride before they operate an automobile or machinery or engage in other activities requiring mental alertness and coordination. Instruct patients to notify their physician if persistent headache with or without blurred vision occurs.
- **Exacerbation of Myasthenia Gravis:** Instruct patients to inform their physician of any history of myasthenia gravis. Instruct patients to notify their physician if they experience any symptoms of muscle weakness, including respiratory difficulties.
- **Hypersensitivity Reactions:** Inform patients that moxifloxacin hydrochloride can cause hypersensitivity reactions, even following a single dose, and to discontinue the drug at the first sign of a skin rash, hives or other skin reactions, a rapid heartbeat, difficulty in swallowing or breathing, any swelling suggesting angioedema (for example, swelling of the lips, tongue, face, tightness of the throat, hoarseness), or other symptoms of an allergic reaction.
- **Hepatotoxicity:** Inform patients that severe hepatotoxicity (including acute hepatitis and fatal events) has been reported in patients taking moxifloxacin hydrochloride. Instruct patients to inform their physician if they experience any signs or symptoms of liver injury including: loss of appetite, nausea, vomiting, fever, weakness, tiredness, right upper quadrant tenderness, itching, yellowing of the skin and eyes, light colored bowel movements or dark colored urine.
- **Diarrhea:** Diarrhea is a common problem caused by antibiotics which usually ends when the antibiotic is discontinued. Sometimes after starting treatment with antibiotics, patients can develop watery and bloody stools (with or without stomach cramps and fever) even as late as two or more months after having taken the last dose of the antibiotic. If this occurs, instruct patients to contact their physician as soon as possible.
- **Prolongation of the QT Interval:** Instruct patients to inform their physician of any personal or family history of QT prolongation or proarrhythmic conditions such as hypokalemia, bradycardia, or recent myocardial ischemia; if they are taking any Class IA (quinidine, procainamide), or Class III (amiodarone, sotalol) antiarrhythmic agents. Instruct patients to notify their physician if they have any symptoms of prolongation of the QT interval, including prolonged heart palpitations or a loss of consciousness.
- **Photosensitivity/Phototoxicity:** Inform patients that photosensitivity/phototoxicity has been reported in patients receiving fluoroquinolones. Inform patients to minimize or avoid exposure to natural or artificial sunlight (tanning beds or UVA/B treatment) while taking quinolones. If patients need to be outdoors while using quinolones, instruct them to wear loose-fitting clothes that protect skin from sun exposure and discuss other sun protection measures with their physician. If a sunburn-like reaction or skin eruption occurs, instruct patients to contact their physician.
- **Blood Glucose Disturbances:** Inform the patients that if they are diabetic and are being treated with insulin or an oral hypoglycemic agent and a hypoglycemic reaction occurs, they should discontinue moxifloxacin hydrochloride and consult a physician.

Antibacterial Resistance

Inform patients that antibacterial drugs including moxifloxacin hydrochloride should only be used to treat bacterial infections. They do not treat viral infections (for example, the common cold). When moxifloxacin hydrochloride is prescribed to treat a bacterial infection, patients should be told that although it is common to feel better early in the course of therapy, the medication should be taken

exactly as directed. Skipping doses or not completing the full course of therapy may (1) decrease the effectiveness of the immediate treatment and (2) increase the likelihood that bacteria will develop resistance and will not be treatable by moxifloxacin hydrochloride or other antibacterial drugs in the future.

Administration With Food, Fluids, and Drug Products Containing Multivalent Cations

Inform patients that Moxifloxacin tablets may be taken with or without food. Advise patients drink fluids liberally.

Inform patients that Moxifloxacin tablets should be taken at least 4 hours before or 8 hours after multivitamins (containing iron or zinc), antacids (containing magnesium or aluminum), sucralfate, or didanosine buffered tablets for oral suspension or the pediatric powder for oral solution.

Plague Studies

- Inform patients given moxifloxacin hydrochloride for plague that efficacy studies could not be conducted in humans for feasibility reasons. Therefore, approval for plague was based on efficacy studies conducted in animals.

Manufactured by:

MSN Laboratories Private Limited

Telangana – 509 228,

INDIA

Distributed by:

Novadoz Pharmaceuticals LLC

Piscataway, NJ 08854-3714

Issued on: April 2019

MEDICATION GUIDE

Moxifloxacin Tablets, USP (mox''I flox' asin)

Read the Medication Guide that comes with moxifloxacin tablets before you start taking it and each time you get a refill. There may be new information. This Medication Guide does not take the place of talking to your healthcare provider about your medical condition or your treatment.

What is the most important information I should know about moxifloxacin tablets?

Moxifloxacin tablet belongs to a class of antibiotics called fluoroquinolones. Moxifloxacin tablets can cause side effects that can happen at the same time and could result in death. If you get any of the following serious side effects, you should stop taking Moxifloxacin tablets and get medical help right away. Talk with your healthcare provider about whether you should continue to take moxifloxacin tablets.

1. Tendon rupture or swelling of the tendon (tendinitis).

- **Tendon problems can happen in people of all ages who take moxifloxacin tablets.** Tendons are tough cords of tissue that connect muscles to bones. Symptoms of tendon problems may include:
 - Pain, swelling, tears and inflammation of tendons including the back of the ankle (Achilles), shoulder, hand, or other tendon sites.
- **The risk of getting tendon problems while you take moxifloxacin tablets is higher if you:**
 - Are over 60 years of age
 - Are taking steroids (corticosteroids)
 - Have had a kidney, heart or lung transplant
 - **Tendon problems can happen in people who do not have the above risk factors when they**

take moxifloxacin tablets.

- **Other reasons that can increase your risk of tendon problems can include:**
 - Physical activity or exercise
 - Kidney failure
 - Tendon problems in the past, such as in people with rheumatoid arthritis (RA).
- **Stop taking moxifloxacin tablets immediately and call your healthcare provider right away at the first sign of tendon pain, swelling or inflammation.** Stop taking moxifloxacin tablets until tendinitis or tendon rupture has been ruled out by your healthcare provider. Avoid exercise and using the affected area. The most common area of pain and swelling is in the Achilles tendon at the back of your ankle. This can also happen with other tendons.
- **Talk to your healthcare provider about the risk of tendon rupture with continued use of moxifloxacin tablets.** You may need a different antibiotic that is not a fluoroquinolone to treat your infection.
- **Tendon rupture can happen while you are taking or after you have finished taking moxifloxacin tablets.** Tendon ruptures can happen within hours or days after taking moxifloxacin tablets and have happened up to several months after patients have finished taking their fluoroquinolone.
- **Stop taking moxifloxacin tablets immediately and get medical help right away if you get any of the following signs or symptoms of a tendon rupture:**
 - Hear or feel a snap or pop in a tendon area
 - Bruising right after an injury in a tendon area
 - Unable to move the affected area or bear weight.

2. Changes in sensation and possible nerve damage (Peripheral Neuropathy). Damage to the nerves in arms, hands, legs, or feet can happen in people who take fluoroquinolones, including moxifloxacin tablets. Stop taking moxifloxacin tablets immediately and talk to your healthcare provider right away if you get any of the following symptoms of peripheral neuropathy in your arms, hands, legs, or feet:

• Pain	• numbness
• burning	• weakness
• tingling	

Moxifloxacin tablets may need to be stopped to prevent permanent nerve damage.

3. Central Nervous System (CNS) effects. Seizures have been reported in people who take fluoroquinolone antibacterial medicines, including moxifloxacin tablets. Tell your healthcare provider if you have a history of seizures before you start taking moxifloxacin tablets. CNS side effects may happen as soon as after taking the first dose of moxifloxacin tablets. Stop taking moxifloxacin tablets immediately and talk to your healthcare provider right away if you get any of these side effects, or other changes in mood or behavior:

• seizures	• trouble sleeping
------------	--------------------

• hear voices, see things, or sense things that are not there (hallucinations)	• nightmares
• feel restless	• feel lightheaded or dizzy
• tremors	• feel more suspicious (paranoia)
• feel anxious or nervous	• suicidal thoughts or acts
• confusion	• headaches that will not go away, with or without blurred vision
• depression	

4. Worsening of myasthenia gravis (a disease which causes muscle weakness).

Fluoroquinolones like moxifloxacin tablets may cause worsening of myasthenia gravis symptoms, including muscle weakness and breathing problems. Tell your healthcare provider if you have a history of myasthenia gravis before you start taking moxifloxacin tablets. Call your healthcare provider right away if you have any worsening muscle weakness or breathing problems.

See the section “**What are the possible side effects of moxifloxacin tablets?**” for more information about side effects.

What are moxifloxacin tablets?

Moxifloxacin tablets are a fluoroquinolone antibiotic medicine used to treat certain types of infections caused by certain germs called bacteria in adults 18 years or older. These bacterial infections include:

- Community Acquired Pneumonia
- Uncomplicated Skin and Skin Structure Infections
- Complicated Skin and Skin Structure Infections
- Complicated Intra-Abdominal Infections
- Plague
- Acute Bacterial Sinusitis
- Acute Bacterial Exacerbation of Chronic Bronchitis

Moxifloxacin tablets should not be used in patients with acute bacterial sinusitis or acute bacterial exacerbation of chronic bronchitis if there are other treatment options available.

Studies of moxifloxacin hydrochloride for use in the treatment of plague were done in animals only, because plague could not be studied in people.

It is not known if moxifloxacin tablets are safe and works in people under 18 years of age. Children have a higher chance of getting bone, joint, and tendon (musculoskeletal) problems while taking fluoroquinolone antibiotic medicines.

Sometimes infections are caused by viruses rather than by bacteria. Examples include viral infections in the sinuses and lungs, such as the common cold or flu. Antibiotics, including moxifloxacin tablets, do not kill viruses.

Call your healthcare provider if you think your condition is not getting better while you are taking moxifloxacin tablets.

Who should not take moxifloxacin tablets?

Do not take moxifloxacin tablets if you have ever had a severe allergic reaction to an antibiotic known as a fluoroquinolone, or if you are allergic to any of the ingredients in moxifloxacin tablets. Ask your healthcare provider if you are not sure. See the list of ingredients in moxifloxacin tablets at the end of this Medication Guide.

What should I tell my healthcare provider before taking moxifloxacin tablets?

See “**What is the most important information I should know about moxifloxacin tablets?**”

Tell your healthcare provider about all your medical conditions, including if you:

- Have tendon problems; moxifloxacin tablets should not be used in patients who have a history of tendon problems
- Have a disease that causes muscle weakness (myasthenia gravis); moxifloxacin tablets should not be used in patients who have a history of myasthenia gravis
- Have central nervous system problems (such as epilepsy)
- Have nerve problems; moxifloxacin tablets should not be used in patients who have a history of a nerve problem called peripheral neuropathy
- Have or anyone in your family has an irregular heartbeat, especially a condition called “QT prolongation”
- Have low blood potassium (hypokalemia)
- Have a slow heartbeat (bradycardia)
- Have a history of seizures
- Have kidney problems
- Have rheumatoid arthritis (RA) or other history of joint problems
- Are pregnant or planning to become pregnant. It is not known if moxifloxacin tablets will harm your unborn child
- Are breast-feeding or planning to breast-feed. It is not known if moxifloxacin hydrochloride passes into breast milk. You and your healthcare provider should decide whether you will take moxifloxacin tablets or breast-feed.
- Have diabetes or problems with low blood sugar (hypoglycemia).

Tell your healthcare provider about all the medicines you take, including prescription and non-prescription medicines, vitamins, herbal, and dietary supplements. Moxifloxacin tablets and other medicines can affect each other causing side effects. Especially tell your healthcare provider if you take:

- An NSAID (Non-Steroidal Anti-Inflammatory Drug). Many common medicines for pain relief are NSAIDs. Taking an NSAID while you take moxifloxacin tablets or other fluoroquinolones may increase your risk of central nervous system effects and seizures. See “**What are the possible side effects of moxifloxacin tablets?**”
- A blood thinner (warfarin, Coumadin, Jantoven).
- A medicine to control your heart rate or rhythm (antiarrhythmic). See “**What are the possible side effects of moxifloxacin tablets?**”
- An anti-psychotic medicine.
- A tricyclic antidepressant.
- An oral anti-diabetes medicine or insulin.
- Erythromycin.
- A water pill (diuretic).
- A steroid medicine. Corticosteroids taken by mouth or by injection may increase the chance of tendon injury. See “**What is the most important information I should know about moxifloxacin tablets?**”
- Certain medicines may keep moxifloxacin tablets from working correctly. Take moxifloxacin tablets

either 4 hours before or 8 hours after taking these products:

- An antacid, multivitamin, or other product that has magnesium, aluminum, iron, or zinc
- Sucralfate (Carafate®)
- Didanosine oral suspension or solution

Ask your healthcare provider if you are not sure if any of your medicines are listed above.

Know the medicines you take. Keep a list of your medicines and show it to your healthcare provider and pharmacist when you get a new medicine.

How should I take moxifloxacin tablets?

- Take moxifloxacin tablets once a day exactly as prescribed by your healthcare provider.
- Take moxifloxacin tablets at about the same time each day.
- Moxifloxacin tablets should be swallowed.
- Moxifloxacin tablets can be taken with or without food.
- Drink plenty of fluids while taking moxifloxacin tablets.
- Do not skip any doses, or stop taking moxifloxacin tablets even if you begin to feel better, until you finish your prescribed treatment, unless:
 - You have tendon effects (see **“What is the most important information I should know about moxifloxacin tablets?”**).
 - You have nerve problems. See **“What is the most important information I should know about moxifloxacin tablets?”**
 - You have central nervous system problems. See **“What is the most important information I should know about moxifloxacin tablets?”**
 - You have a serious allergic reaction (see **“What are the possible side effects of moxifloxacin tablets?”**), or your healthcare provider tells you to stop.
- This will help make sure that all of the bacteria are killed and lower the chance that the bacteria will become resistant to moxifloxacin tablets. If this happens, moxifloxacin tablets and other antibiotic medicines may not work in the future.
- If you miss a dose of moxifloxacin tablets, take it as soon as you remember. Do not take more than 1 dose of moxifloxacin tablets in one day.
- If you take too much, call your healthcare provider or get medical help immediately

What should I avoid while taking moxifloxacin tablets?

- Moxifloxacin tablets can make you feel dizzy and lightheaded. Do not drive, operate machinery, or do other activities that require mental alertness or coordination until you know how moxifloxacin tablets affect you.
- Avoid sunlamps, tanning beds, and try to limit your time in the sun. Moxifloxacin tablets can make your skin sensitive to the sun (photosensitivity) and the light from sunlamps and tanning beds. You could get severe sunburn, blisters or swelling of your skin. If you get any of these symptoms while taking moxifloxacin tablets, call your healthcare provider right away. You should use a sunscreen and wear a hat and clothes that cover your skin if you have to be in sunlight.

What are the possible side effects of moxifloxacin tablets?

Moxifloxacin tablets can cause side effects that may be serious or even cause death. See **“What is the most important information I should know about moxifloxacin tablets?”**

Other serious side effects of moxifloxacin tablets include:

Serious allergic reactions

- Allergic reactions can happen in people taking fluoroquinolones, including moxifloxacin tablets, even after only one dose. Stop taking moxifloxacin tablets and get emergency medical help right

away if you get any of the following symptoms of a severe allergic reaction:

- Hives
- Trouble breathing or swallowing
- Swelling of the lips, tongue, face
- Throat tightness, hoarseness
- Rapid heartbeat
- Faint
- Yellowing of the skin or eyes. Stop taking moxifloxacin tablets and tell your healthcare provider right away if you get yellowing of your skin or white part of your eyes, or if you have dark urine. These can be signs of a serious reaction to moxifloxacin tablets (a liver problem).

Skin rash

- Skin rash may happen in people taking moxifloxacin tablets even after only one dose. Stop taking moxifloxacin tablets at the first sign of a skin rash and call your healthcare provider. Skin rash may be a sign of a more serious reaction to moxifloxacin tablets.

Serious heart rhythm changes (QT prolongation and torsade de pointes)

- Tell your healthcare provider right away if you have a change in your heart beat (a fast or irregular heartbeat), or if you faint. Moxifloxacin tablets may cause a rare heart problem known as prolongation of the QT interval. This condition can cause an abnormal heartbeat and can be very dangerous. The chances of this event are higher in people:
 - Who are elderly
 - With a family history of prolonged QT interval
 - With low blood potassium (hypokalemia)
 - Who take certain medicines to control heart rhythm (antiarrhythmics)

Intestine infection (Pseudomembranous colitis)

- Pseudomembranous colitis can happen with most antibiotics, including moxifloxacin tablets. Call your healthcare provider right away if you get watery diarrhea, diarrhea that does not go away, or bloody stools. You may have stomach cramps and a fever. Pseudomembranous colitis can happen 2 or more months after you have finished your antibiotic.

Changes in blood sugar

- People who take moxifloxacin tablets and other fluoroquinolone medicines with oral anti-diabetes medicines or with insulin can get low blood sugar (hypoglycemia) and high blood sugar (hyperglycemia). Follow your healthcare provider's instructions for how often to check your blood sugar. If you have diabetes and you get low blood sugar while taking moxifloxacin tablets, stop taking moxifloxacin tablets and call your healthcare provider right away. Your antibiotic medicine may need to be changed.

Sensitivity to sunlight (photosensitivity)

- See “**What should I avoid while taking moxifloxacin tablets?**” The most common side effects of moxifloxacin tablets include nausea and diarrhea.

These are not all the possible side effects of moxifloxacin tablets. Tell your healthcare provider about any side effect that bothers you or that does not go away. Call your doctor for medical advice about side effects. You may report side effects to FDA at 1-800-FDA-1088.

How should I store moxifloxacin tablets?

Moxifloxacin tablets:

- Store moxifloxacin tablets (59–86°F) 15–30°C
- Keep moxifloxacin tablets away from moisture (humidity)

Keep moxifloxacin tablets and all medicines out of the reach of children.

General information about moxifloxacin tablets

- Medicines are sometimes prescribed for purposes other than those listed in a Medication Guide. Do not use moxifloxacin tablets for a condition for which it is not prescribed. Do not give moxifloxacin tablets to other people, even if they have the same symptoms that you have. They may harm them.
- This Medication Guide summarizes the most important information about moxifloxacin tablets. If you would like more information about moxifloxacin tablets, talk with your healthcare provider. You can ask your healthcare provider or pharmacist for information about moxifloxacin tablets that is written for healthcare professionals. For more information call 1-855-668-2369.

What are the ingredients in moxifloxacin tablets?

Moxifloxacin tablets:

- Active ingredient: moxifloxacin hydrochloride USP
- Inactive ingredients: Lactose Monohydrate, Povidone, Lactose Anhydrous, Croscarmellose sodium, Colloidal silicon dioxide, Magnesium stearate, hypromellose, Titanium dioxide, Polyethylene glycol and iron oxide red.

Rx only

This Medication Guide has been approved by the U.S. Food and Drug Administration.

Manufactured by:

MSN Laboratories Private Limited

Telangana – 509 228,

INDIA

Distributed by:

Novadoz Pharmaceuticals LLC

Piscataway, NJ 08854-3714

Issued on: April 2019

PACKAGE LABEL PRINCIPAL DISPLAY PANEL

Container Label - 30's count

30 Tablets NDC 72205-001-30
Moxifloxacin Tablets, USP
400 mg
Attention Pharmacist: Dispense the accompanying Medication Guide to each patient.
Rx Only **NOVADOZ**

DESCRIPTION: Each tablet contains moxifloxacin hydrochloride USP equivalent to 400 mg of moxifloxacin.
USUAL DOSAGE: See accompanying literature for complete information on dosage and administration.
Store at 25°C (77°F); excursions permitted to 15°-30°C (59°-86°F). [See USP Controlled Room Temperature]. Avoid high humidity.
Manufactured by: MSN Laboratories Private Limited, Telangana – 509 228, INDIA
Distributed by: Novadoz Pharmaceuticals LLC, Piscataway, NJ 08854-3714
855-NOVADOZ 668-2369 Made in India Issued: 04/2019

D07ZP-01
M.L.No.: SM/NTS/20/41/F/G

GTIN: XXXXXXXXXXXXX
S.N: XXXXXXXXXXXXX
EXP: MM/YYYY
LOT: XXXXXXXXXXX
GTIN, S.N., EXP. & LOT, Details along with variable data shall be over coded with 2D during packing.

Coding area 40 x 25 mm

Container Label - 500's count

500 Tablets NDC 72205-001-05

**Moxifloxacin
Tablets, USP**

400 mg

Attention Pharmacist:
Dispense the accompanying
Medication Guide to each patient.

RX Only **NOVADOZ**

DESCRIPTION: Each tablet contains moxifloxacin hydrochloride USP equivalent to 400 mg of moxifloxacin.

USUAL DOSAGE: See accompanying literature for complete information on dosage and administration.

Store at 25°C (77°F); excursions permitted to 15°-30°C (59°-86°F). [See USP Controlled Room Temperature]. Avoid high humidity.

M.L.No. : 5/MN/TS/2014/F/G

Manufactured by:
MSN Laboratories Private Limited
Telangana – 509 228, INDIA

Distributed by:
Novadoz Pharmaceuticals LLC
Piscataway, NJ 08854-3714

855 - NOVADOZ
668-2369
Made in India
Issued: 04/2019

D07273-01

GTIN: XXXXXXXXXXXXXXXX
S.N: XXXXXXXXXXXXXXXX
EXP: MM/YYYY
LOT: XXXXXXXXXXXXXXXX
GTIN, S.N., EXP, & LOT, Details along with variable data shall be over coded with 2D during packing.

Coding area 40 x 70 mm

Blister Pack Carton Label - 50's (5 x 10 Unit dose tablets)

GTIN: XXXXXXXXXXXXXXXX
S.N: XXXXXXXXXXXXXXXX
EXP: MM/YYYY
LOT: XXXXXXXXXXXXXXXX
GTIN, S.N, EXP, & LOT, Details along with variable data shall be over coded with 2D during packing.

50 (5 X 10) Unit-dose Tablets

NDC 72205-001-31

Moxifloxacin Tablets, USP

400 mg

Attention Pharmacist: Dispense the accompanying Medication Guide to each patient.

Rx Only

NOVADOZ

DESCRIPTION: Each tablet contains moxifloxacin hydrochloride USP equivalent to 400 mg of moxifloxacin.

For Institutional Use Only

USUAL DOSAGE: See accompanying literature for complete information on dosage and administration.

Store at 25°C (77°F); excursions permitted to 15°-30°C (59°-86°F). [See USP Controlled Room Temperature]. Avoid high humidity.

M.L.No.: 5/MN/TS/2014/F/G

XXXXXXXXXX

Un varnished

50 (5 X 10) Unit-dose Tablets

NDC 72205-001-31

Moxifloxacin Tablets, USP

400 mg

Attention Pharmacist: Dispense the accompanying Medication Guide to each patient.

Rx Only

NOVADOZ

Manufactured by:
MSN Laboratories Private Limited
Telangana – 509 228, INDIA

Distributed by:
Novadoz Pharmaceuticals LLC
Piscataway, NJ 08854-3714

855 - NOVADOZ
668-2369

Issued: 04/2019



Rx Only

Attention Pharmacist: Dispense the accompanying Medication Guide to each patient.

Moxifloxacin Tablets, USP


400 mg

50 (5 X 10) Unit-dose Tablets

NDC 72205-001-31

NOVADOZ

Blister-foil



MOXIFLOXACIN HYDROCHLORIDE TABLETS, 400 MG

moxifloxacin hydrochloride tablets, 400 mg tablet, film coated

Product Information

Product Type	HUMAN PRESCRIPTION DRUG	Item Code (Source)	NDC:72205-001
Route of Administration	ORAL		

Active Ingredient/Active Moiety

Ingredient Name	Basis of Strength	Strength
MOXIFLOXACIN HYDROCHLORIDE MONOHYDRATE (UNII: B8956S8609) (MOXIFLOXACIN - UNII: U188XYD42P)	MOXIFLOXACIN HYDROCHLORIDE MONOHYDRATE	400 mg

Inactive Ingredients

Ingredient Name	Strength
LACTOSE MONOHYDRATE (UNII: EWQ57Q8I5X)	
POVIDONE K30 (UNII: U725QWY32X)	
ANHYDROUS LACTOSE (UNII: 3SY5LH9PMK)	
CROSCARMELOSE SODIUM (UNII: M28OL1HH48)	
SILICON DIOXIDE (UNII: ETJ7Z6XBU4)	
MAGNESIUM STEARATE (UNII: 70097M6I30)	
TITANIUM DIOXIDE (UNII: 15FIX9V2JP)	
HYPROMELLOSES (UNII: 3NXW29V3WO)	
POLYETHYLENE GLYCOL 400 (UNII: B697894SGQ)	
FERRIC OXIDE RED (UNII: 1K09F3G675)	

Product Characteristics

Color	RED	Score	no score
--------------	-----	--------------	----------

Shape	CAPSULE	Size	17mm
Flavor		Imprint Code	M;400
Contains			

Packaging

#	Item Code	Package Description	Marketing Start Date	Marketing End Date
1	NDC:72205-001-30	30 in 1 BOTTLE; Type 0: Not a Combination Product	04/16/2019	
2	NDC:72205-001-05	500 in 1 BOTTLE; Type 0: Not a Combination Product	04/16/2019	
3	NDC:72205-001-31	50 in 1 CARTON	04/16/2019	
3	NDC:72205-001-11	10 in 1 BLISTER PACK; Type 0: Not a Combination Product		

Marketing Information

Marketing Category	Application Number or Monograph Citation	Marketing Start Date	Marketing End Date
ANDA	ANDA208682	07/21/2018	

Labeler - Novadoz Pharmaceuticals LLC (081109687)

Registrant - Novadoz Pharmaceuticals LLC (081109687)

Establishment

Name	Address	ID/FEI	Business Operations
MSN LABORATORIES PRIVATE LIMITED		650786952	ANALYSIS(72205-001) , MANUFACTURE(72205-001)

Revised: 4/2019

Novadoz Pharmaceuticals LLC