

**NEOMYCIN AND POLYMYXIN B SULFATES AND HYDROCORTISONE- neomycin sulfate, polymyxin b sulfate, hydrocortisone solution/ drops
REMEDYREPACK INC.**

Neomycin and Polymyxin B Sulfates

and Hydrocortisone Otic Solution, USP

(Sterile)

Rx only

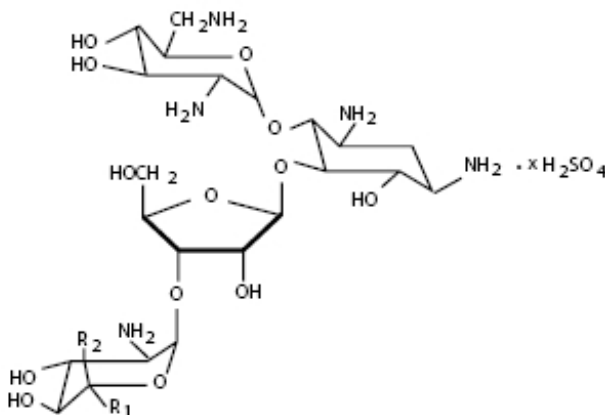
FOR USE IN THE EARS ONLY

DESCRIPTION:

Neomycin and Polymyxin B Sulfates and Hydrocortisone Otic Solution, USP is a sterile antibacterial and anti-inflammatory solution for otic use.

Each mL contains: ACTIVES: Neomycin sulfate equivalent to 3.5 mg neomycin base, polymyxin B sulfate equivalent to 10,000 polymyxin B units, and hydrocortisone 10 mg (1%); **INACTIVES:** Propylene Glycol, Hydrochloric Acid, Potassium Metabisulfite, Cupric Sulfate, Glycerin, Purified Water. The pH range is 2.0 to 4.5.

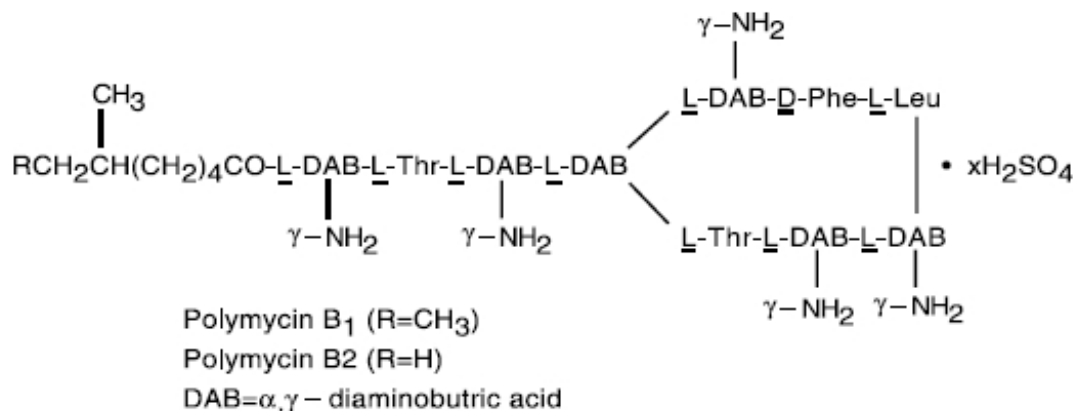
Neomycin sulfate is the sulfate salt of neomycin B and C, which are produced by the growth of *Streptomyces fradiae* Waksman (Fam. Streptomycetaceae). It has a potency equivalent of not less than 600 micrograms of neomycin standard per milligram, calculated on an anhydrous basis. The structural formulae are:



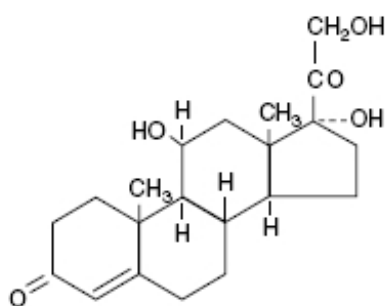
Neomycin B ($R_1 = H$, $R_2 = CH_2NH_2$)

Neomycin C ($R_1 = CH_2NH_2$, $R_2 = H$)

Polymyxin B sulfate is the sulfate salt of polymyxin B1 and B2, which are produced by the growth of *Bacillus polymyxa*, (Prazmowski) Migula (Fam. Bacillaceae). It has a potency of not less than 6,000 polymyxin B units per milligram, calculated on an anhydrous basis. The structural formulae are:



Hydrocortisone, 11 β , 17, 21 - trihydroxypregn-4-ene-3, 20-dione, is an anti-inflammatory hormone. Its structural formula is:



C₂₁H₃₀O₅

Mol. Wt. 362.46

CLINICAL PHARMACOLOGY:

Corticoids suppress the inflammatory response to a variety of agents and they may delay healing. Since corticoids may inhibit the body's defense mechanism against infection, a concomitant antimicrobial drug may be used when this inhibition is considered to be clinically significant in a particular case.

The anti-infective components in the combination are included to provide action against specific organisms susceptible to them. Neomycin sulfate and polymyxin B sulfate together are considered active against the following microorganisms: *Staphylococcus aureus*, *Escherichia coli*, *Haemophilus influenzae*, *Klebsiella-Enterobacter* species, *Neisseria* species, and *Pseudomonas aeruginosa*. This product does not provide adequate coverage against *Serratia marcescens* and streptococci, including *Streptococcus pneumoniae*.

The relative potency of corticosteroids depends on the molecular structure, concentration, and release from the vehicle.

INDICATIONS AND USAGE:

For the treatment of superficial bacterial infections of the external auditory canal caused by organisms susceptible to the action of the antibiotics.

CONTRAINDICATIONS:

This product is contraindicated in those individuals who have shown hypersensitivity to any of its components. This product should not be used if the external auditory canal disorder is suspected or

known to be due to cutaneous viral infection (for example, herpes simplex virus or varicella zoster virus).

WARNINGS:

Neomycin can induce permanent sensorineural hearing loss due to cochlear damage, mainly destruction of hair cells in the organ of Corti. The risk of ototoxicity is greater with prolonged use; therefore, duration of therapy should be limited to 10 consecutive days (see PRECAUTIONS - General).

Patients being treated with eardrops containing neomycin should be under close clinical observation. Due to its acidity, which may cause burning and stinging, Neomycin and Polymyxin B Sulfates and Hydrocortisone Otic Solution should not be used in any patients with a perforated tympanic membrane.,

Neomycin sulfate may cause cutaneous sensitization. A precise incidence of hypersensitivity reactions (primarily skin rash) due to topical neomycin is not known. Discontinue this product promptly if sensitization or irritation occurs.

When using neomycin-containing products to control secondary infection in the chronic dermatoses, such as chronic otitis externa or stasis dermatitis, it should be borne in mind that the skin in these conditions is more liable than is normal skin to become sensitized to many substances, including neomycin. The manifestation of sensitization to neomycin is usually a low-grade reddening with swelling, dry scaling and itching; it may be manifested simply as a failure to heal. Periodic examination for such signs is advisable, and the patient should be told to discontinue the product if they are observed. These symptoms regress quickly on withdrawing the medication. Neomycin-containing applications should be avoided for the patient thereafter.

Contains potassium metabisulfite, a sulfite that may cause allergic-type reactions including anaphylactic symptoms and life-threatening or less severe asthmatic episodes in certain susceptible people. The overall prevalence of sulfite sensitivity in the general population is unknown and probably low. Sulfite sensitivity is seen more frequently in asthmatic than in nonasthmatic people.

PRECAUTIONS:

General

As with other antibiotic preparations, prolonged use may result in overgrowth of nonsusceptible organisms, including fungi.

If the infection is not improved after 1 week, cultures and susceptibility tests should be repeated to verify the identity of the organism and to determine whether therapy should be changed.

Treatment should not be continued for longer than 10 days.

Allergic cross-reactions may occur which could prevent the use of any or all of the following antibiotics for the treatment of future infections: kanamycin; paromomycin, streptomycin, and possibly, gentamicin.

Information for Patients :

Avoid contaminating bottle tip with material from the ear, fingers or other source. This caution is necessary if the sterility of the drops is to be preserved.

If sensitization or irritation occurs, discontinue use immediately and contact your physician.

Do not use in the eyes.

Laboratory Tests:

Systemic effects of excessive levels of hydrocortisone may include a reduction in the number of

circulating eosinophils and a decrease in urinary excretion of 17-hydroxycorticosteroids.

Carcinogenesis, Mutagenesis, Impairment of Fertility:

Long-term studies in animals (rats, rabbits, mice) showed no evidence of carcinogenicity attributable to oral administration of corticosteroids.

Pregnancy: Teratogenic effects:

Pregnancy Category C: Corticosteroids have been shown to be teratogenic in rabbits when applied topically at concentrations of 0.5% on days 6 to 18 of gestation and in mice when applied topically at a concentration of 15% on days 10 to 13 of gestation. There are no adequate and well-controlled studies in pregnant women. Corticosteroids should be used during pregnancy only if the potential benefit justifies the potential risk to the fetus.

Nursing Mothers:

Hydrocortisone appears in human milk following oral administration of the drug. Since systemic absorption of hydrocortisone may occur when applied topically, caution should be exercised when Neomycin and Polymyxin B Sulfates and Hydrocortisone Otic Solution is used by a nursing woman.

Pediatric Use:

The safety and effectiveness of Neomycin and Polymyxin B Sulfates and Hydrocortisone Otic Solution in otitis externa have been established in the pediatric age group 2 years to 16 years of age. There is inadequate data to establish safety and effectiveness in otitis externa for pediatric patients under 2 years of age ¹.

Geriatric Use:

Clinical studies of Neomycin and Polymyxin B Sulfates and Hydrocortisone Otic Solution did not include sufficient numbers of subjects aged 65 and over to determine whether they respond differently from younger subjects. Other reported clinical experience has not identified differences in responses between the elderly and younger patients.

ADVERSE REACTIONS:

Neomycin occasionally causes skin sensitization. Ototoxicity and nephrotoxicity have also been reported (see WARNINGS). Adverse reactions have occurred with topical use of antibiotic combinations including neomycin and polymyxin B. Exact incidence figures are not available since no denominator of treated patients is available. The reaction occurring most often is allergic sensitization. In one clinical study, using a 20% neomycin patch, neomycin-induced allergic skin reactions occurred in two of 2,175 (0.09%) individuals in the general population. ² In another study, the incidence was found to be approximately 1%. ³

The following local adverse reactions have been reported with topical corticosteroids, especially under occlusive dressings: burning, itching, irritation, dryness, folliculitis, hypertrichosis, acneiform eruptions, hypopigmentation, perioral dermatitis, allergic contact dermatitis, maceration of the skin, secondary infection, skin atrophy, striae, and miliaria. Stinging and burning have been reported when this product has gained access to the middle ear.

To report SUSPECTED ADVERSE REACTIONS, contact Bausch + Lomb, a division of Valeant Pharmaceuticals North America LLC at 1-800-321-4576 or FDA at 1-800-FDA-1088 or www.fda.gov/medwatch

DOSAGE AND ADMINISTRATION:

Therapy with this product should be limited to 10 consecutive days. The external auditory canal should

be thoroughly cleansed and dried with a sterile cotton applicator.

For adults, four drops of the solution should be instilled into the affected ear 3 or 4 times daily. For infants and children, three drops are suggested because of the smaller capacity of the ear canal.

The patient should lie with the affected ear upward and then the drops should be instilled. This position should be maintained for 5 minutes to facilitate penetration of the drops into the ear canal.

Repeat, if necessary, for the opposite ear.

If preferred, a cotton wick may be inserted into the canal and then the cotton may be saturated with the solution. This wick should be kept moist by adding further solution every 4 hours. The wick should be replaced at least once every 24 hours.

HOW SUPPLIED:

Neomycin and Polymyxin B Sulfates and Hydrocortisone Otic Solution, USP is supplied in a white plastic dropper bottle in the following size:

NDC: 70518-0763-00 1 in 1 CARTON, 10 mL in 1 BOTTLE DROPPER

Repackaged and Distributed By:

Remedy Repack, Inc.

625 Kolter Dr. Suite #4 Indiana, PA 1-724-465-8762

Storage: Store between 15°-25°C (59°-77°F).

Rx Only

Securely tighten cap between uses.

DO NOT USE IF IMPRINTED NECKBAND IS NOT INTACT

KEEP OUT OF REACH OF CHILDREN.

Repackaged and Distributed By:

Remedy Repack, Inc.

625 Kolter Dr. Suite #4 Indiana, PA 1-724-465-8762

REFERENCES:

1. Jones, RN, Milazzo J, Seidlin, M. Ofloxacin Otic Solution for Treatment of Otitis Externa in Children and Adults. *Arch Otolaryngol Head Neck Surg.* 1997; 123; 1193-1200.
2. Leyden JJ, Kligman AM. Contact dermatitis to neomycin sulfate. *JAMA* 1979; 242: 276-1278.
3. Prystowsky SD, Allen AM, Smith RW, Nonomura JH, Odum RB, Akers WA. Allergic contact hypersensitivity to nickel, neomycin, ethylenediamine, and benzocaine: relationships between age, sex, history of exposure, and reactivity to standard patch tests and use tests in general population. *Arch Dermatol* 1979; 115:959-962.

Bausch + Lomb, a division of

Valeant Pharmaceuticals North America LLC

Bridgewater, NJ 08807 USA

©Bausch & Lomb Incorporated

Revised August 2016

9072105 (Folded)

9072205 (Flat)

Prod. No. 10009

Repackaged and Distributed By:

Remedy Repack, Inc.

625 Kolter Dr. Suite #4 Indiana, PA 1-724-465-8762

DRUG: Neomycin and Polymyxin B Sulfates and Hydrocortisone

GENERIC: Neomycin Sulfate, Polymyxin B Sulfate, Hydrocortisone

DOSAGE: SOLUTION/ DROPS

ADMINISTRATION: AURICULAR (OTIC)

NDC: 70518-0763-0

PACKAGING: 10 mL in 1 BOTTLE, DROPPER

OUTER PACKAGING: 1 in 1 CARTON

ACTIVE INGREDIENT(S):

- HYDROCORTISONE 10mg in 1mL
- NEOMYCIN SULFATE 3.5mg in 1mL
- POLYMYXIN B SULFATE 10000[USP'U] in 1mL

INACTIVE INGREDIENT(S):

- CUPRIC SULFATE
- GLYCERIN
- POTASSIUM METABISULFITE
- HYDROCHLORIC ACID
- PROPYLENE GLYCOL
- WATER

Neomycin/Polymyxin B/HC

1 % Otic Solution

QTY: 10

ID #: .

Expires:

NDC #: 70518-0763-00

Shape: .

LOT #:

Ref #: 24208-0631-10

MFG: Bausch & Lomb, Bridgewater, NJ 08807

RX ONLY

Directions For Use: See Package Insert

Store at 20-25°C (68-77°F); excursions permitted to 15-30°C (59-86°F) [See USP]

Repackaged by:

RemedyRepack Inc., Indiana, PA 15701, 1-724-465-8762



NEOMYCIN AND POLYMYXIN B SULFATES AND HYDROCORTISONE

neomycin sulfate, polymyxin b sulfate, hydrocortisone solution/ drops

Product Information

Product Type	HUMAN PRESCRIPTION DRUG	Item Code (Source)	NDC:70518-0763(NDC:24208-631)
Route of Administration	AURICULAR (OTIC)		

Active Ingredient/Active Moiety

Ingredient Name	Basis of Strength	Strength
NEOMYCIN SULFATE (UNII: 057Y626693) (NEOMYCIN - UNII:I16QD7X297)	NEOMYCIN	3.5 mg in 1 mL
POLYMYXIN B SULFATE (UNII: 19371312D4) (POLYMYXIN B - UNII:J2VZ07J96K)	POLYMYXIN B	10000 [USP'U] in 1 mL
HYDROCORTISONE (UNII: W14X0X7BPJ) (HYDROCORTISONE - UNII:W14X0X7BPJ)	HYDROCORTISONE	10 mg in 1 mL

Inactive Ingredients

Ingredient Name	Strength
PROPYLENE GLYCOL (UNII: 6DC9Q167V3)	
HYDROCHLORIC ACID (UNII: QTT17582CB)	
POTASSIUM METABISULFITE (UNII: 65OE787Q7W)	
CUPRIC SULFATE (UNII: LRX7AJ16DT)	
GLYCERIN (UNII: PDC6A3C0OX)	
WATER (UNII: 059QF0KO0R)	

Packaging

#	Item Code	Package Description	Marketing Start Date	Marketing End Date
1	NDC:70518-0763-0	1 in 1 CARTON	10/06/2017	
1		10 mL in 1 BOTTLE, DROPPER; Type 0: Not a Combination Product		

Marketing Information

Marketing Category	Application Number or Monograph Citation	Marketing Start Date	Marketing End Date
ANDA	ANDA064053	10/06/2017	

Labeler - REMEDYREPACK INC. (829572556)

Revised: 5/2020

REMEDYREPACK INC.