

LIDOCAN V- lidocaine 5% patch
PURETEK CORPORATION

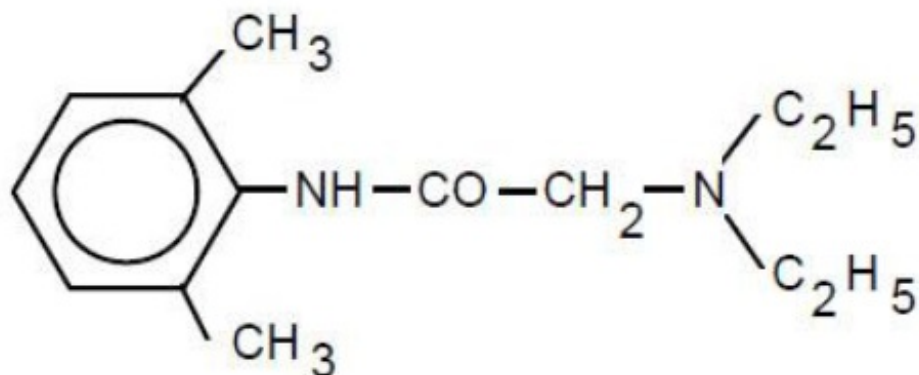
Lidocan V

Rx only

DESCRIPTION

Lidocan™ V is comprised of an adhesive material containing 5% lidocaine, which is applied to a non-woven polyester felt backing and covered with a polyethylene terephthalate (PET) film release liner. The release liner is removed prior to application to the skin. The size of the patch is 10 cm x 14 cm.

Lidocaine is chemically designated as acetamide, 2-(diethylamino)-N-(2,6-dimethylphenyl), has an octanol:water partition ratio of 43 at pH 7.4, and has the following structure:



Each adhesive patch contains 700 mg of lidocaine (50 mg per gram adhesive) in an aqueous base. It also contains the following inactive ingredients: purified water, glycerin, sorbitol, polyacrylic acid, sodium carboxymethylcellulose, sodium polyacrylate, propylene glycol, urea, kaolin, tartaric acid, gelatin, polyvinyl alcohol, dihydroxyaluminum aminoacetate, edetate disodium, methylparaben, and propylparaben.

CLINICAL PHARMACOLOGY

Pharmacodynamics

Lidocaine is an amide-type local anesthetic agent and is suggested to stabilize neuronal membranes by inhibiting the ionic fluxes required for the initiation and conduction of impulses. The penetration of lidocaine into intact skin after application of a lidocaine patch 5% is sufficient to produce an analgesic effect, but less than the amount necessary to produce a complete sensory block.

Pharmacokinetics

Absorption

The amount of lidocaine systemically absorbed from lidocaine patch 5% is directly related to both the duration of application and the surface area over which it is applied. In a pharmacokinetic study, three lidocaine patches were applied over an area of 420 cm² of intact skin on the back of normal volunteers for 12 hours. Blood samples were withdrawn for determination of lidocaine concentration during the application and for 12 hours after removal of patches. The results are summarized in Table 1.

Table 1

Absorption of lidocaine from Lidocaine Patch 5%

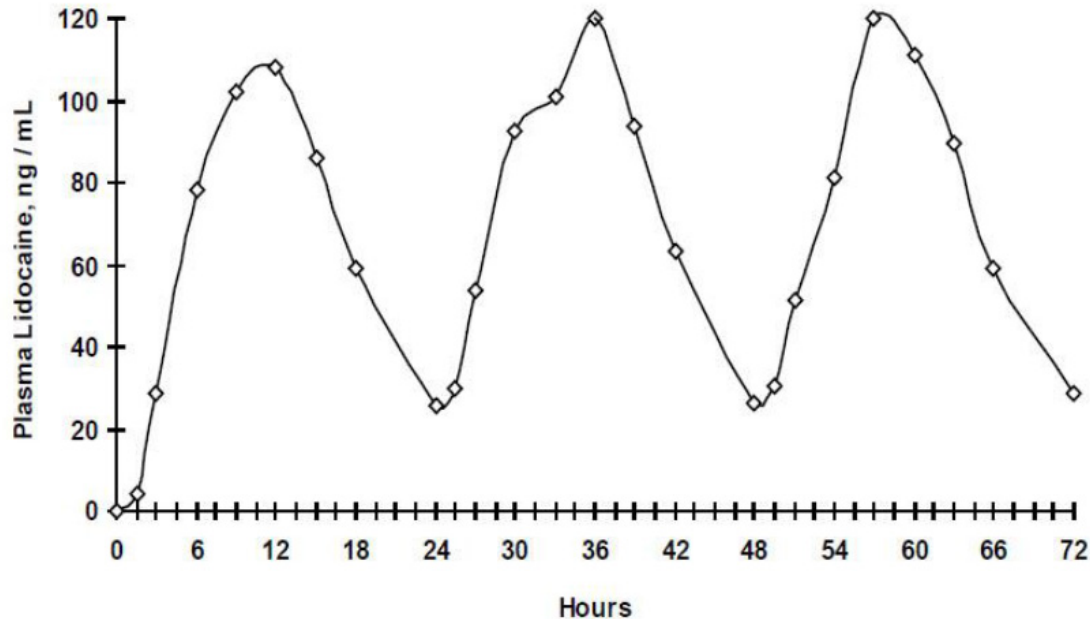
Normal volunteers (n=15, 12-hour wearing time)

Lidocaine Patch 5%	Application Site	Area (cm ²)	Dose Absorbed (mg)	C _{max} (mcg/mL)	T _{max} (hr)
3 patches (2100 mg)	Back	420	64 ± 32	0.13 ± 0.06	11 hr

When **Lidocan™ V** is used according to the recommended dosing instructions, only 3 ± 2% of the dose applied is expected to be absorbed. At least 95% (665 mg) of lidocaine will remain in a used patch. Mean peak blood concentration of lidocaine is about 0.13 mcg/mL (about 1/10 of the therapeutic concentration required to treat cardiac arrhythmias). Repeated application of three patches simultaneously for 12 hours (recommended maximum daily dose), once per day for three days, indicated that the lidocaine concentration does not increase with daily use. The mean plasma pharmacokinetic profile for the 15 healthy volunteers is shown in Figure 1.

Figure 1

Mean lidocaine blood concentrations after three consecutive daily applications of three lidocaine patches simultaneously for 12 hours per day in healthy volunteers (n = 15).



Distribution

When lidocaine is administered intravenously to healthy volunteers, the volume of distribution is 0.7 to 2.7 L/kg (mean 1.5 ± 0.6 SD, $n = 15$). At concentrations produced by application of lidocaine patch 5%, lidocaine is approximately 70% bound to plasma proteins, primarily alpha-1-acid glycoprotein. At much higher plasma concentrations (1 to 4 mcg/mL of free base), the plasma protein binding of lidocaine is concentration dependent. Lidocaine crosses the placental and blood brain barriers, presumably by passive diffusion.

Metabolism

It is not known if lidocaine is metabolized in the skin. Lidocaine is metabolized rapidly by the liver to a number of metabolites, including monoethylglycinexylidide (MEGX) and glycinexylidide (GX), both of which have pharmacologic activity similar to, but less potent than that of lidocaine. A minor metabolite, 2,6-xylidine, has unknown pharmacologic activity but is carcinogenic in rats. The blood concentration of this metabolite is negligible following application of lidocaine patch 5%. Following intravenous administration, MEGX and GX concentrations in serum range from 11 to 36% and from 5 to 11% of lidocaine concentrations, respectively.

Excretion

Lidocaine and its metabolites are excreted by the kidneys. Less than 10% of lidocaine is excreted unchanged. The half-life of lidocaine elimination from the plasma following IV administration is 81 to 149 minutes (mean 107 ± 22 SD, $n = 15$). The systemic clearance is 0.33 to 0.90 L/min (mean 0.64 ± 0.18 SD, $n = 15$).

CLINICAL STUDIES

Single-dose treatment with lidocaine patch 5% was compared to treatment with vehicle patch (without lidocaine), and to no treatment (observation only) in a double-blind, crossover clinical trial with 35 post-herpetic neuralgia patients. Pain intensity and pain relief scores were evaluated periodically for 12 hours. Lidocaine patch 5% performed statistically better than vehicle patch in terms of pain intensity from 4 to 12 hours.

Multiple-dose, two-week treatment with lidocaine patch 5%, was compared to vehicle patch (without lidocaine) in a double-blind, crossover clinical trial of withdrawal-type design conducted in 32 patients, who were considered as responders to the open-label use of lidocaine patch 5% prior to the study. The constant type of pain was evaluated but not the pain induced by sensory stimuli (dysesthesia). Statistically significant differences favoring lidocaine patch 5% were observed in terms of time to exit from the trial (14 versus 3.8 days at p-value <0.001), daily average pain relief, and patient's preference of treatment. About half of the patients also took oral medication commonly used in the treatment of post-herpetic neuralgia. The extent of use of concomitant medication was similar in the two treatment groups.

INDICATIONS AND USAGE

Lidocan™ V is indicated for relief of pain associated with post-herpetic neuralgia. It should be applied only to **intact skin**.

CONTRAINDICATIONS

Lidocan™ V is contraindicated in patients with a known history of sensitivity to local anesthetics of the amide type, or to any other component of the product.

WARNINGS

Risk of Methemoglobinemia

Cases of methemoglobinemia have been reported in association with local anesthetic use. Although all patients are at risk for methemoglobinemia, patients with glucose-6-phosphate dehydrogenase deficiency, congenital or idiopathic methemoglobinemia, cardiac or pulmonary compromise, infants under 6 months of age, and concurrent exposure to oxidizing agents or their metabolites are more susceptible to developing clinical manifestations of the condition. If local anesthetics must be used in these patients, close monitoring for symptoms and signs of methemoglobinemia is recommended.

Signs of methemoglobinemia may occur immediately or may be delayed some hours after exposure, and are characterized by a cyanotic skin discoloration and/or abnormal coloration of the blood. Methemoglobin levels may continue to rise; therefore, immediate treatment is required to avert more serious central nervous system and cardiovascular adverse effects, including seizures, coma, arrhythmias, and death. Discontinue **Lidocan™ V** and any other oxidizing agents. Depending on the severity of the signs and symptoms, patients may respond to supportive care, i.e., oxygen therapy, hydration. A more severe clinical presentation may require treatment with methylene blue, exchange transfusion, or hyperbaric oxygen.

Accidental Exposure in Children

Even a used lidocaine patch 5% contains a large amount of lidocaine (at least 665 mg). The potential exists for a small child or a pet to suffer serious adverse effects from chewing or ingesting a new or used lidocaine patch 5%, although the risk with this formulation has not been evaluated. It is important for patients to store and dispose of Lidocan™ V out of the reach of children, pets, and others (see HANDLING AND DISPOSAL).

Excessive Dosing

Excessive dosing by applying **Lidocan™ V** to larger areas or for longer than the recommended wearing time could result in increased absorption of lidocaine and high blood concentrations, leading to serious adverse effects (see ADVERSE REACTIONS, Systemic Reactions). Lidocaine toxicity could be expected at lidocaine blood concentrations above 5 mcg/mL. The blood concentration of lidocaine is determined by the rate of systemic absorption and elimination. Longer duration of application, application of more than the recommended number of patches, smaller patients, or impaired elimination may all contribute to increasing the blood concentration of lidocaine. With recommended dosing of lidocaine patch 5%, the average peak blood concentration is about 0.13 mcg/mL, but concentrations higher than 0.25 mcg/mL have been observed in some individuals.

PRECAUTIONS

General

Hepatic Disease

Patients with severe hepatic disease are at greater risk of developing toxic blood concentrations of lidocaine, because of their inability to metabolize lidocaine normally.

Allergic Reactions

Patients allergic to para-aminobenzoic acid derivatives (procaine, tetracaine, benzocaine, etc.) have not shown cross sensitivity to lidocaine. However, **Lidocan™ V** should be used with caution in patients with a history of drug sensitivities, especially if the etiologic agent is uncertain.

Non-intact Skin

Application to broken or inflamed skin, although not tested, may result in higher blood concentrations of lidocaine from increased absorption. **Lidocan™ V** is only recommended for use on intact skin.

External Heat Sources

Placement of external heat sources, such as heating pads or electric blankets, over lidocaine patch 5% is not recommended as this has not been evaluated and may increase plasma lidocaine levels.

Eye Exposure

The contact of **Lidocan™ V** with eyes, although not studied, should be avoided based on the findings of severe eye irritation with the use of similar products in animals. If eye contact occurs, immediately wash out the eye with water or saline and protect the eye

until sensation returns.

Information for Patients

Methemoglobinemia

Inform patients that use of local anesthetics may cause methemoglobinemia, a serious condition that must be treated promptly. Advise patients or caregivers to stop use and seek immediate medical attention if they or someone in their care experience the following signs or symptoms: pale, gray, or blue colored skin (cyanosis); headache; rapid heart rate; shortness of breath; lightheadedness; or fatigue.

Drug Interactions

Antiarrhythmic Drugs - Lidocan™ V should be used with caution in patients receiving Class I antiarrhythmic drugs (such as tocainide and mexiletine) since the toxic effects are additive and potentially synergistic.

Local Anesthetics - When Lidocan™ V is used concomitantly with other products containing local anesthetic agents, the amount absorbed from all formulations must be considered.

Drugs That May Cause Methemoglobinemia When Used with Lidocan™ V

Patients who are administered local anesthetics are at increased risk of developing methemoglobinemia when concurrently exposed to the following drugs, which could include other local anesthetics:

Examples of Drugs Associated with Methemoglobinemia:

Class	Examples
Nitrates/Nitrites	nitric oxide, nitroglycerin, nitroprusside, nitrous oxide
Local anesthetics	articaine, benzocaine, bupivacaine, lidocaine, mepivacaine, prilocaine, procaine, ropivacaine, tetracaine
Antineoplastic agents	cyclophosphamide, flutamide, hydroxyurea, ifosfamide, rasburicase
Antibiotics	dapsone, nitrofurantoin, para-aminosalicylic acid, sulfonamides
Antimalarials	chloroquine, primaquine
Anticonvulsants	Phenobarbital, phenytoin, sodium valproate
Other drugs	acetaminophen, metoclopramide, quinine, sulfasalazine

Carcinogenesis, Mutagenesis, Impairment of Fertility

Carcinogenesis

A minor metabolite, 2,6-xylydine, has been found to be carcinogenic in rats. The blood concentration of this metabolite is negligible following application of **Lidocan™ V**.

Mutagenesis

Lidocaine HCl is not mutagenic in Salmonella/mammalian microsome test nor clastogenic in chromosome aberration assay with human lymphocytes and mouse micronucleus test.

Impairment of Fertility

The effect of lidocaine on fertility has not been studied.

Pregnancy

Teratogenic Effects

Pregnancy Category B.

Lidocan™ V has not been studied in pregnancy. Reproduction studies with lidocaine have been performed in rats at doses up to 30 mg/kg subcutaneously and have revealed no evidence of harm to the fetus due to lidocaine. There are, however, no adequate and well-controlled studies in pregnant women. Because animal reproduction studies are not always predictive of human response, **Lidocan™ V** should be used

during pregnancy only if clearly needed.

Labor and Delivery

Lidocan™ V has not been studied in labor and delivery. Lidocaine is not contraindicated in labor and delivery. Should **Lidocan™ V** be used concomitantly with other products containing lidocaine, total doses contributed by all formulations must be considered.

Nursing Mothers

Lidocan™ V has not been studied in nursing mothers. Lidocaine is excreted in human milk, and the milk:plasma ratio of lidocaine is 0.4. Caution should be exercised when **Lidocan™ V** is administered to a nursing woman.

Pediatric Use

Safety and effectiveness in pediatric patients have not been established.

ADVERSE REACTIONS

Application Site Reactions

During or immediately after treatment with **Lidocan™ V**, the skin at the site of application may develop blisters, bruising, burning sensation, depigmentation, dermatitis, discoloration, edema, erythema, exfoliation, irritation, papules, petechia, pruritus, vesicles, or may be the locus of abnormal sensation. These reactions are generally mild and transient, resolving spontaneously within a few minutes to hours.

Allergic Reactions

Allergic and anaphylactoid reactions associated with lidocaine, although rare, can occur. They are characterized by angioedema, bronchospasm, dermatitis, dyspnea, hypersensitivity, laryngospasm, pruritus, shock, and urticaria. If they occur, they should be managed by conventional means. The detection of sensitivity by skin testing is of doubtful value.

Other Adverse Events

Due to the nature and limitation of spontaneous reports in postmarketing surveillance, causality has not been established for additional reported adverse events including:

Asthenia, confusion, disorientation, dizziness, headache, hyperesthesia, hypoesthesia, lightheadedness, metallic taste, nausea, nervousness, pain exacerbated, paresthesia, somnolence, taste alteration, vomiting, visual disturbances such as blurred vision, flushing, tinnitus, and tremor.

Systemic (Dose-Related) Reactions

Systemic adverse reactions following appropriate use of **Lidocan™ V** are unlikely, due to the small dose absorbed (see CLINICAL PHARMACOLOGY, Pharmacokinetics). Systemic adverse effects of lidocaine are similar in nature to those observed with other amide local anesthetic agents, including CNS excitation and/or depression (lightheadedness, nervousness, apprehension, euphoria, confusion, dizziness, drowsiness, tinnitus, blurred or double vision, vomiting, sensations of heat, cold, or numbness, twitching, tremors, convulsions, unconsciousness, respiratory depression

and arrest). Excitatory CNS reactions may be brief or not occur at all, in which case the first manifestation may be drowsiness merging into unconsciousness. Cardiovascular manifestations may include bradycardia, hypotension, and cardiovascular collapse leading to arrest.

OVERDOSAGE

Lidocaine overdose from cutaneous absorption is rare, but could occur. If there is any suspicion of lidocaine overdose (see ADVERSE REACTIONS, Systemic Reactions), drug blood concentration should be checked. The management of overdose includes close monitoring, supportive care, and symptomatic treatment. Dialysis is of negligible value in the treatment of acute overdose with lidocaine.

In the absence of massive topical overdose or oral ingestion, evaluation of symptoms of toxicity should include consideration of other etiologies for the clinical effects, or overdosage from other sources of lidocaine or other local anesthetics.

The oral LD₅₀ of lidocaine HCl is 459 (346 to 773) mg/kg (as the salt) in non-fasted female rats and 214 (159 to 324) mg/kg (as the salt) in fasted female rats, which are equivalent to roughly 4000 mg and 2000 mg, respectively, in a 60 to 70 kg man based on the equivalent surface area dosage conversion factors between species.

DOSAGE AND ADMINISTRATION

Apply **Lidocan™ V** to intact skin to cover the most painful area. Apply the prescribed number of patches (maximum of 3), only once for up to 12 hours within a 24-hour period. Patches may be cut into smaller sizes with scissors prior to removal of the release liner (see HANDLING AND DISPOSAL). Clothing may be worn over the area of application. Smaller areas of treatment are recommended in a debilitated patient, or a patient with impaired elimination.

If irritation or a burning sensation occurs during application, remove the patch(es) and do not reapply until the irritation subsides.

When **Lidocan™ V** is used concomitantly with other products containing local anesthetic agents, the amount absorbed from all formulations must be considered .

Lidocan™ V may not stick if it gets wet. Avoid contact with water, such as bathing, swimming, or showering.

HANDLING AND DISPOSAL

Hands should be washed after the handling of **Lidocan™ V**, and eye contact with **Lidocan™ V** should be avoided. Do not store patch outside the sealed envelope. Apply immediately after removal from the protective envelope. Fold used patches so that the adhesive side sticks to itself and safely discard used patches or pieces of cut patches where children and pets cannot get to them. **Lidocan™ V** should be kept out of the reach of children.

HOW SUPPLIED

Lidocan™ IV is available as the following:

Package of 30 patches..... **NDC**

59088-909-54

(packaged into individual child-resistant envelope)


Single patch..... **NDC 59088-909-84**

(packaged into individual child-resistant envelope)

Store at 25°C (77°F); excursions permitted to 15° to 30°C (59° to 86°F) [see USP Controlled Room Temperature].

Lidocan™ V

NDC 59088-909-84 **DERMACIN[®]** **Rx only**



Each adhesive patch contains:
Lidocaine 700 mg (50 mg per gram adhesive) in an aqueous base.


Inactive ingredients:
Purified Water, Glycerin, Sorbitol, Polyacrylic Acid, Sodium Carboxymethylcellulose, Sodium Polyacrylate, Propylene Glycol, Urea, Kaolin, Tartaric Acid, Gelatin, Polyvinyl Alcohol, Dihydroxyaluminum Aminoacetate, Edetate Disodium, Methylparaben, Propylparaben.

Usual dosage:
Apply up to 3 patches. See package insert for complete prescribing information.


Store at 25°C (77°F); excursions permitted to 15°-30°C (59°-86°F) [see USP Controlled Room Temperature]

WARNING: Keep used and unused patches out of the reach of children, pets and others.
For external use only.


One patch (10 cm x 14 cm)




List No. 90984IFA
Rev. 38920



DIRECTIONS FOR USE
Do not store patch outside the sealed envelope.




Cut the envelope along the dotted line. Patches may be cut into smaller sizes with scissors prior to removal of the release liner. Safely discard the remaining unused pieces of cut patches where children and pets cannot get to them.



Remove the transparent release liner (clear plastic backing) before application of patch to the skin.

Apply immediately after removal from the protective envelope.



Apply the prescribed number of patches, only once for up to 12 hours within a 24 hour period. Remove patches if irritation occurs.

Placement of external heat sources, such as heating pads or electric blankets, over lidocaine patches is not recommended.

Lidocaine patch 5% may not stick if it gets wet. Avoid contact with water, such as swimming or showering.

Fold used patches so that the adhesive side sticks to itself and safely discard used patches or pieces of cut patches where children and pets cannot get to them.

Distributed by:
PureTek Corp.
Panorama City, CA 91402

List No. 90984IFA
Rev. 38921

LIDOCAN V

lidocaine 5% patch

Product Information

Product Type	HUMAN PRESCRIPTION DRUG	Item Code (Source)	NDC:59088-909
Route of Administration	TOPICAL		

Active Ingredient/Active Moiety

Ingredient Name		Basis of Strength	Strength	
LIDOCAINE (UNII: 98PI200987) (LIDOCAINE - UNII:98PI200987)		LIDOCAINE	700 mg	
Inactive Ingredients				
Ingredient Name			Strength	
GLYCERIN (UNII: PDC6A3C0OX)				
DIHYDROXYALUMINUM AMINOACETATE (UNII: DO250MG0W6)				
EDETATE DISODIUM (UNII: 7FLD91C86K)				
WATER (UNII: 059QF0KO0R)				
METHYLPARABEN (UNII: A2I8C7HI9T)				
PROPYLPARABEN (UNII: Z8IX2SC1OH)				
CARBOXYMETHYLCELLULOSE SODIUM, UNSPECIFIED FORM (UNII: K679OBS311)				
GELATIN, UNSPECIFIED (UNII: 2G86QN327L)				
SORBITOL (UNII: 506T60A25R)				
POLYACRYLIC ACID (8000 MW) (UNII: 73861X4K5F)				
SODIUM POLYACRYLATE (8000 MW) (UNII: 285CYO341L)				
PROPYLENE GLYCOL (UNII: 6DC9Q167V3)				
UREA (UNII: 8W8T17847W)				
KAOLIN (UNII: 24H4NWX5CO)				
TARTARIC ACID (UNII: W4888I119H)				
POLYVINYL ALCOHOL, UNSPECIFIED (UNII: 532B59J990)				
Packaging				
#	Item Code	Package Description	Marketing Start Date	Marketing End Date
1	NDC:59088-909-54	30 in 1 PACKAGE	05/14/2020	
1	NDC:59088-909-84	1 in 1 POUCH; Type 2: Prefilled Drug Delivery Device/System (syringe, patch, etc.)		
Marketing Information				
Marketing Category	Application Number or Monograph Citation	Marketing Start Date	Marketing End Date	
ANDA	ANDA209190	05/14/2020		

Labeler - PURETEK CORPORATION (785961046)

Revised: 3/2024

PURETEK CORPORATION