

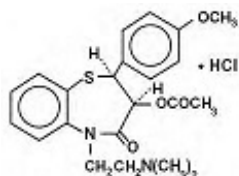
DILTIAZEM HYDROCHLORIDE - diltiazem hydrochloride tablet, film coated **Edenbridge Pharmaceuticals LLC.**

Diltiazem Hydrochloride Tablets, USP **Direct Compression Tablets**

DESCRIPTION

Diltiazem hydrochloride is a calcium ion cellular influx inhibitor (slow channel blocker or calcium antagonist). Chemically, diltiazem hydrochloride is 1,5-Benzothiazepin-4(5H)-one, 3-(acetyloxy)-5-[2-(dimethylamino)ethyl]-2,3-dihydro-2-(4-methoxyphenyl)-, monohydrochloride, (+)-*cis*-.

The chemical structure is:



Diltiazem hydrochloride is a white to off-white crystalline powder with a bitter taste. It is soluble in water, methanol, and chloroform. It has a molecular weight of 450.98. Each tablet of Diltiazem hydrochloride tablets contains 30 mg, 60 mg, 90 mg, or 120 mg diltiazem hydrochloride.

The Inactive Ingredients consist of: colloidal silicon dioxide, D&C Yellow #10 Aluminum Lake, FD&C Blue #1 Aluminum Lake (30 mg and 90 mg), FD&C Yellow #6 Aluminum Lake (60 mg and 120 mg), hydroxypropyl cellulose, hypromellose, lactose, magnesium stearate, titanium dioxide, microcrystalline cellulose, and polyethylene glycol.

For oral administration.

FDA - approved dissolution acceptance criteria differs from the USP dissolution acceptance criteria

CLINICAL PHARMACOLOGY

The therapeutic benefits achieved with Diltiazem hydrochloride are believed to be related to its ability to inhibit the influx of calcium ions during membrane depolarization of cardiac and vascular smooth muscle.

Mechanisms of Action

Although precise mechanisms of its antianginal actions are still being delineated, Diltiazem hydrochloride is believed to act in the following ways:

- **Angina Due to Coronary Artery Spasm:** Diltiazem hydrochloride has been shown to be a potent dilator of coronary arteries both epicardial and subendocardial. Spontaneous and ergonovine-induced coronary artery spasms are inhibited by Diltiazem hydrochloride.
- **Exertional Angina:** Diltiazem hydrochloride has been shown to produce increases in exercise tolerance, probably due to its ability to reduce myocardial oxygen demand. This is accomplished via reductions in heart rate and systemic blood pressure at submaximal and maximal exercise workloads. In animal models, diltiazem interferes with the slow inward (depolarizing) current in excitable tissue. It causes excitation-contraction uncoupling in various myocardial tissues without changes in the configuration of the action potential. Diltiazem produces relaxation of coronary vascular smooth muscle and dilation of both large and small coronary arteries at drug levels which cause little or no negative inotropic effect. The resultant increases in coronary blood flow (epicardial and subendocardial) occur in ischemic and nonischemic models and are accompanied by dose-dependent decreases in systemic blood pressure and decreases in peripheral resistance.

Hemodynamic and Electrophysiologic Effects

Like other calcium antagonists, diltiazem decreases sinoatrial and atrioventricular conduction in isolated tissues and has a negative inotropic effect in isolated preparations. In the intact animal, prolongation of the AH interval can be seen at higher doses.

In man, diltiazem prevents spontaneous and ergonovine-provoked coronary artery spasm. It causes a decrease in peripheral vascular resistance and a modest fall in blood pressure, and in exercise tolerance studies in patients with ischemic heart disease, reduces the heart rate-blood pressure product for any given workload. Studies to date, primarily in patients with good ventricular function, have not revealed evidence of a negative inotropic effect; cardiac output, ejection fraction, and left ventricular end-diastolic pressure have not been affected. There are yet few data on the interaction of diltiazem and betablockers. Resting heart rate is usually unchanged or slightly reduced by diltiazem.

Intravenous diltiazem in doses of 20 mg prolongs AH conduction time and AV node functional and effective refractory periods approximately 20%. In a study involving single oral doses of 300 mg of Diltiazem hydrochloride in six normal volunteers, the average maximum PR prolongation was 14% with no instances of greater than first-degree AV block. Diltiazem-associated prolongation of the AH interval is not more pronounced in patients with first-degree heart block. In patients with sick sinus syndrome, diltiazem significantly prolongs sinus cycle length (up to 50% in some cases).

Chronic oral administration of Diltiazem hydrochloride in doses of up to 240 mg/day has resulted in small increases in PR interval but has not usually produced abnormal prolongation.

Pharmacokinetics and Metabolism

Diltiazem is well absorbed from the gastrointestinal tract and is subject to an extensive first-pass effect, giving an absolute bioavailability (compared to intravenous dosing) of about 40%. Diltiazem hydrochloride undergoes extensive metabolism in which 2% to 4% of the unchanged drug appears in the urine. In vitro binding studies show Diltiazem hydrochloride is 70% to 80% bound to plasma proteins. Competitive in vitro ligand binding studies have also shown Diltiazem hydrochloride binding is not altered by therapeutic concentrations of digoxin, hydrochlorothiazide, phenylbutazone, propranolol, salicylic acid, or warfarin. The plasma elimination half-life following single or multiple drug administration is approximately 3.0 to 4.5 hours. Desacetyl diltiazem is also present in the plasma at levels of 10% to 20% of the parent drug and is 25% to 50% as potent as a coronary vasodilator as diltiazem. Minimum therapeutic plasma levels of Diltiazem hydrochloride appear to be in the range of 50 to 200 ng/mL. There is a departure from linearity when dose strengths are increased. A study that compared patients with normal hepatic function to patients with cirrhosis found an increase in half-life and a 69% increase in AUC (area-under-the-plasma concentration vs. time curve) in the hepatically impaired patients. A single study in nine patients with severely impaired renal functions showed no difference in the pharmacokinetic profile of diltiazem as compared to patients with normal renal function.

Diltiazem Hydrochloride Tablets: Diltiazem is absorbed from the tablet formulation to about 98% of a reference solution. Single oral doses of 30 to 120 mg of Diltiazem hydrochloride tablets result in detectable plasma levels within 30 to 60 minutes and peak plasma levels 2 to 4 hours after drug administration. As the dose of Diltiazem hydrochloride tablets is increased from a daily dose of 120 mg (30 mg qid) to 240 mg (60 mg qid) daily, there is an increase in area-under-the-curve of 2.3 times. When the dose is increased from 240 mg to 360 mg daily, there is an increase in area-under-the-curve of 1.8 times.

INDICATIONS & USAGE

Diltiazem hydrochloride is indicated for the management of chronic stable angina and angina due to coronary artery spasm.

CONTRAINDICATIONS

Diltiazem hydrochloride is contraindicated in:

- Patients with sick sinus syndrome except in the presence of a functioning ventricular pacemaker
- Patients with second- or third-degree AV block except in the presence of a functioning ventricular pacemaker
- Patients with hypotension (less than 90 mm Hg systolic)
- Patients who have demonstrated hypersensitivity to the drug

- Patients with acute myocardial infarction and pulmonary congestion documented by x-ray on admission

WARNINGS

1. Cardiac Conduction: Diltiazem hydrochloride prolongs AV node refractory periods without significantly prolonging sinus node recovery time, except in patients with sick sinus syndrome. This effect may rarely result in abnormally slow heart rates (particularly in patients with sick sinus syndrome) or second- or third-degree AV block (six of 1243 patients for 0.48%). Concomitant use of diltiazem with beta-blockers or digitalis may result in additive effects on cardiac conduction. A patient with Prinzmetal's angina developed periods of asystole (2 to 5 seconds) after a single dose of 60 mg of diltiazem (see ADVERSE REACTIONS).

2. Congestive Heart Failure: Although diltiazem has a negative inotropic effect in isolated animal tissue preparations, hemodynamic studies in humans with normal ventricular function have not shown a reduction in cardiac index nor consistent negative effects on contractility (dP/dt). Experience with the use of Diltiazem hydrochloride alone or in combination with beta-blockers in patients with impaired ventricular function is very limited. Caution should be exercised when using the drug in such patients.

3. Hypotension: Decreases in blood pressure associated with Diltiazem hydrochloride therapy may occasionally result in symptomatic hypotension.

4. Acute Hepatic Injury: In rare instances, significant elevations in enzymes such as alkaline phosphatase, LDH, SGOT, SGPT, and other phenomena consistent with acute hepatic injury have been noted. These reactions have been reversible upon discontinuation of drug therapy. The relationship to Diltiazem hydrochloride is uncertain in most cases, but probable in some (see PRECAUTIONS).

PRECAUTIONS

GENERAL

Diltiazem hydrochloride is extensively metabolized by the liver and excreted by the kidneys and in bile. As with any drug given over prolonged periods, laboratory parameters of renal and hepatic function should be monitored at regular intervals. The drug should be used with caution in patients with impaired renal or hepatic function. In subacute and chronic dog and rat studies designed to produce toxicity, high doses of diltiazem were associated with hepatic damage. In special subacute hepatic studies, oral doses of 125 mg/kg and higher in rats were associated with histological changes in the liver, which were reversible when the drug was discontinued. In dogs, doses of 20 mg/kg were also associated with hepatic changes; however, these changes were reversible with continued dosing. Dermatological events (see **ADVERSE REACTIONS**) may be transient and may disappear despite continued use of Diltiazem hydrochloride. However, skin eruptions progressing to erythema multiforme and/or exfoliative dermatitis have also been infrequently reported. Should a dermatologic reaction persist, the drug should be discontinued.

DRUG INTERACTIONS

Due to the potential for additive effects, caution and careful titration are warranted in patients receiving Diltiazem hydrochloride concomitantly with any agents known to affect cardiac contractility and/or conduction (see WARNINGS).

Pharmacologic studies indicate that there may be additive effects in prolonging AV conduction when using beta-blockers or digitalis concomitantly with Diltiazem hydrochloride (see WARNINGS).

As with all drugs, care should be exercised when treating patients with multiple medications. Diltiazem is both a substrate and an inhibitor of the cytochrome P450 3A4 enzyme system. Other drugs that are specific substrates, inhibitors, or inducers of this enzyme system may have a significant impact on the efficacy and side effect profile of diltiazem. Patients taking other drugs that are substrates of CYP450 3A4, especially patients with renal and/or hepatic impairment, may require dosage adjustment when starting or stopping concomitantly administered diltiazem in order to maintain optimum therapeutic blood levels.

Anesthetics: The depression of cardiac contractility, conductivity, and automaticity, as well as the vascular dilation associated with anesthetics, may be potentiated by calcium channel blockers. When used concomitantly, anesthetics and calcium blockers should be titrated carefully.

Benzodiazepines: Studies showed that diltiazem increased the AUC of midazolam and triazolam by 3- to 4-fold and the C_{max} by 2-fold, compared to placebo. The elimination half-life of midazolam and triazolam also increased (1.5- to 2.5-fold) during coadministration with diltiazem. These pharmacokinetic effects seen during diltiazem coadministration can result in increased clinical effects (e.g., prolonged sedation) of both midazolam and triazolam.

Beta-blockers: Controlled and uncontrolled domestic studies suggest that concomitant use of Diltiazem hydrochloride and beta-blockers is usually well tolerated. Available data are not sufficient, however, to predict the effects of concomitant treatment, particularly in patients with left ventricular dysfunction or cardiac conduction abnormalities.

Administration of Diltiazem hydrochloride concomitantly with propranolol in five normal volunteers resulted in increased propranolol levels in all subjects, and bioavailability of propranolol was increased approximately 50%. In vitro, propranolol appears to be displaced from its binding sites by diltiazem. If combination therapy is initiated or withdrawn in conjunction with propranolol, an adjustment in the propranolol dose may be warranted (see WARNINGS).

Buspirone: In nine healthy subjects, diltiazem significantly increased the mean buspirone AUC 5.5-fold and C_{max} 4.1-fold compared to placebo. The T_{1/2} and T_{max} of buspirone

were not significantly affected by diltiazem. Enhanced effects and increased toxicity of buspirone may be possible during concomitant administration with diltiazem. Subsequent dose adjustments may be necessary during coadministration, and should be based on clinical assessment.

Carbamazepine: Concomitant administration of diltiazem with carbamazepine has been reported to result in elevated serum levels of carbamazepine (40% to 72% increase) resulting in toxicity in some cases. Patients receiving these drugs concurrently should be monitored for a potential drug interaction.

Cimetidine: A study in six healthy volunteers has shown a significant increase in peak diltiazem plasma levels (58%) and area-under-the-curve (53%) after a 1-week course of cimetidine at 1200 mg per day and a single dose of diltiazem 60 mg. Ranitidine produced smaller, nonsignificant increases. The effect may be mediated by cimetidine's known inhibition of hepatic cytochrome P-450, the enzyme system responsible for the first-pass metabolism of diltiazem. Patients currently receiving diltiazem therapy should be carefully monitored for a change in pharmacological effect when initiating and discontinuing therapy with cimetidine. An adjustment in the diltiazem dose may be warranted.

Clonidine: Sinus bradycardia resulting in hospitalization and pacemaker insertion has been reported in association with the use of clonidine concurrently with diltiazem. Monitor heart rate in patients receiving concomitant diltiazem and clonidine.

Cyclosporine: A pharmacokinetic interaction between diltiazem and cyclosporine has been observed during studies involving renal and cardiac transplant patients. In renal and cardiac transplant recipients, a reduction of cyclosporine trough dose ranging from 15% to 48% was necessary to maintain concentrations similar to those seen prior to the addition of diltiazem. If these agents are to be administered concurrently, cyclosporine concentrations should be monitored, especially when diltiazem therapy is initiated, adjusted, or discontinued. The effect of cyclosporine on diltiazem plasma concentrations has not been evaluated.

Digitalis: Administration of Diltiazem hydrochloride with digoxin in 24 healthy male subjects increased plasma digoxin concentrations approximately 20%. Another investigator found no increase in digoxin levels in 12 patients with coronary artery disease. Since there have been conflicting results regarding the effect of digoxin levels, it is recommended that digoxin levels be monitored when initiating, adjusting, and discontinuing Diltiazem hydrochloride therapy to avoid possible over- or under-digitalization (see **WARNINGS**).

Ivabradine: Concurrent use of diltiazem increases exposure to ivabradine and may exacerbate bradycardia and conduction disturbances. Avoid concomitant use of ivabradine and diltiazem.

Quinidine: Diltiazem significantly increases the AUC_(0→∞) of quinidine by 51%, T_{1/2} by

36%, and decreases its CL_{oral} by 33%. Monitoring for quinidine adverse effects may be warranted and the dose adjusted accordingly.

Rifampin: Coadministration of rifampin with diltiazem lowered the diltiazem plasma concentrations to undetectable levels. Coadministration of diltiazem with rifampin or any known CYP3A4 inducer should be avoided when possible, and alternative therapy considered.

Statins: Diltiazem is an inhibitor of CYP3A4 and has been shown to increase significantly the AUC of some statins. The risk of myopathy and rhabdomyolysis with statins metabolized by CYP3A4 may be increased with concomitant use of diltiazem. When possible, use a non CYP3A4-metabolized statin together with diltiazem; otherwise, dose adjustments for both diltiazem and the statin should be considered along with close monitoring for signs and symptoms of any statin related adverse events.

In a healthy volunteer cross-over study (N=10), coadministration of a single 20 mg dose of simvastatin at the end of a 14 day regimen with 120 mg BID diltiazem SR resulted in a 5-fold increase in mean simvastatin AUC versus simvastatin alone. Subjects with increased average steady-state exposures of diltiazem showed a greater fold increase in simvastatin exposure. Computer-based simulations showed that at a daily dose of 480 mg of diltiazem, an 8- to 9-fold mean increase in simvastatin AUC can be expected. If coadministration of simvastatin with diltiazem is required, limit the daily doses of simvastatin to 10 mg and diltiazem to 240 mg.

In a ten-subject randomized, open label, 4-way crossover study, coadministration of diltiazem (120 mg BID diltiazem SR for 2 weeks) with a single 20 mg dose of lovastatin resulted in 3- to 4-fold increase in mean lovastatin AUC and C_{max} versus lovastatin alone. In the same study, there was no significant change in 20 mg single dose pravastatin AUC and C_{max} during diltiazem coadministration. Diltiazem plasma levels were not significantly affected by lovastatin or pravastatin.

CARCINOGENESIS & MUTAGENESIS & IMPAIRMENT OF FERTILITY

A 24-month study in rats and a 21-month study in mice showed no evidence of carcinogenicity. There was also no mutagenic response in *in vitro* bacterial tests. No intrinsic effect on fertility was observed in rats.

PREGNANCY

Reproduction studies have been conducted in mice, rats, and rabbits. Administration of doses ranging from five to ten times greater (on a mg/kg basis) than the daily recommended therapeutic dose has resulted in embryo and fetal lethality. These doses, in some studies, have been reported to cause skeletal abnormalities. In the perinatal/postnatal studies, there was some reduction in early individual pup weights and survival rates. There was an increased incidence of stillbirths at doses of 20 times the human dose or greater.

There are no well-controlled studies in pregnant women; therefore, use Diltiazem

hydrochloride in pregnant women only if the potential benefit justifies the potential risk to the fetus.

NURSING MOTHERS

Diltiazem is excreted in human milk. One report suggests that concentrations in breast milk may approximate serum levels. If use of Diltiazem hydrochloride is deemed essential, an alternative method of infant feeding should be instituted.

PEDIATRIC USE

Safety and effectiveness in pediatric patients have not been established.

GERIATRIC USE

Clinical studies of diltiazem did not include sufficient numbers of subjects aged 65 and over to determine whether they respond differently from younger subjects. Other reported clinical experience has not identified differences in responses between the elderly and younger patients. In general, dose selection for an elderly patient should be cautious, usually starting at the low end of the dosing range, reflecting the greater frequency of decreased hepatic, renal, or cardiac function, and of concomitant disease or other drug therapy.

INFORMATION FOR PATIENTS

30 mg – Diltiazem hydrochloride tablets may be swallowed whole, crushed, or chewed. Do not spilt diltiazem hydrochloride tablets.

60 mg, 90 mg, and 120 mg – Diltiazem hydrochloride tablets may be swallowed whole, crushed, or chewed.

ADVERSE REACTIONS

Serious adverse reactions have been rare in studies carried out to date, but it should be recognized that patients with impaired ventricular function and cardiac conduction abnormalities usually have been excluded.

In domestic placebo-controlled angina trials, the incidence of adverse reactions reported during Diltiazem hydrochloride therapy was not greater than that reported during placebo therapy.

The following represent occurrences observed in clinical studies of angina patients. In many cases, the relationship to Diltiazem hydrochloride has not been established. The most common occurrences from these studies, as well as their frequency of presentation, are edema (2.4%), headache (2.1%), nausea (1.9%), dizziness (1.5%), rash (1.3%), and asthenia (1.2%). In addition, the following events were reported infrequently (less than 1 %):

Cardiovascular: Angina, arrhythmia, AV block (first-degree), AV block (second- or third-degree – see WARNINGS, Cardiac Conduction), bradycardia, bundle branch block, congestive heart failure, ECG abnormality, flushing, hypotension, palpitations, syncope,

tachycardia, ventricular extrasystoles

Nervous System: Abnormal dreams, amnesia, depression, gait abnormality, hallucinations, insomnia, nervousness, paresthesia, personality change, somnolence, tremor

Gastrointestinal: Anorexia, constipation, diarrhea, dysgeusia, dyspepsia, mild elevations of alkaline phosphatase, SGOT, SGPT, and LDH (see WARNINGS, Acute Hepatic Injury), thirst, vomiting, weight increase

Dermatological: Petechiae, photosensitivity, pruritus, urticaria

Other: Amblyopia, CPK elevation, dry mouth, dyspnea, epistaxis, eye irritation, hyperglycemia, hyperuricemia, impotence, muscle cramps, nasal congestion, nocturia, osteoarticular pain, polyuria, sexual difficulties, tinnitus

The following postmarketing events have been reported infrequently in patients receiving Diltiazem hydrochloride: acute generalized exanthematous pustulosis, allergic reactions, alopecia, angioedema (including facial or periorbital edema), asystole, erythema multiforme (including Stevens-Johnson syndrome, toxic epidermal necrolysis), extrapyramidal symptoms, gingival hyperplasia, hemolytic anemia, increased bleeding time, leukopenia, photosensitivity (including lichenoid keratosis and hyperpigmentation at sun-exposed skin areas), purpura, retinopathy, myopathy, and thrombocytopenia. There have been observed cases of a generalized rash, some characterized as leukocytoclastic vasculitis. In addition, events such as myocardial infarction have been observed, which are not readily distinguishable from the natural history of the disease in these patients. A definitive cause and effect relationship between these events and Diltiazem hydrochloride therapy cannot yet be established. Exfoliative dermatitis (proven by rechallenge) has also been reported.

To report SUSPECTED ADVERSE REACTIONS, contact Edenbridge Pharmaceuticals, LLC at 877-381-3336 or FDA at 1-800-FDA-1088 or www.fda.gov/medwatch.

OVERDOSAGE

The oral LD₅₀s in mice and rats range from 415 to 740 mg/kg and from 560 to 810 mg/kg, respectively. The intravenous LD₅₀s in these species were 60 and 38 mg/kg, respectively. The oral LD₅₀ in dogs is considered to be in excess of 50 mg/kg, while lethality was seen in monkeys at 360 mg/kg.

The toxic dose in man is not known. Due to extensive metabolism, blood levels after a standard dose of diltiazem can vary over tenfold, limiting the usefulness of blood levels in overdose cases.

There have been reports of diltiazem overdose in amounts ranging from <1 g to 18 g. Of cases with known outcome, most patients recovered and in cases with a fatal

outcome, the majority involved multiple drug ingestion.

Events observed following diltiazem overdose included bradycardia, hypotension, heart block, and cardiac failure. Most reports of overdose described some supportive medical measure and/or drug treatment. Bradycardia frequently responded favorably to atropine, as did heart block, although cardiac pacing was also frequently utilized to treat heart block. Fluids and vasopressors were used to maintain blood pressure, and in cases of cardiac failure, inotropic agents were administered. In addition, some patients received treatment with ventilatory support, gastric lavage, activated charcoal, and/or intravenous calcium.

The effectiveness of intravenous calcium administration to reverse the pharmacological effects of diltiazem overdose has been inconsistent. In a few reported cases, overdose with calcium channel blockers associated with hypotension and bradycardia that was initially refractory to atropine became more responsive to atropine after the patients received intravenous calcium. In some cases intravenous calcium has been administered (1 g calcium chloride or 3 g calcium gluconate) over 5 minutes and repeated every 10 to 20 minutes as necessary. Calcium gluconate has also been administered as a continuous infusion at a rate of 2 g per hour for 10 hours. Infusions of calcium for 24 hours or more may be required. Patients should be monitored for signs of hypercalcemia.

In the event of overdose or exaggerated response, appropriate supportive measures should be employed in addition to gastrointestinal decontamination. Diltiazem does not appear to be removed by peritoneal or hemodialysis. Limited data suggest that plasmapheresis or charcoal hemoperfusion may hasten diltiazem elimination following overdose. Based on the known pharmacological effects of diltiazem and/or reported clinical experiences, the following measures may be considered:

Bradycardia: Administer atropine (0.60 to 1.0 mg). If there is no response to vagal blockade, administer isoproterenol cautiously.

High-Degree AV Block: Treat as for bradycardia above. Fixed high-degree AV block should be treated with cardiac pacing.

Cardiac Failure: Administer inotropic agents (isoproterenol, dopamine, or dobutamine) and diuretics.

Hypotension: Vasopressors (e.g., dopamine or norepinephrine). Actual treatment and dosage should depend on the severity of the clinical situation and the judgment and experience of the treating physician.

DOSAGE & ADMINISTRATION

Exertional Angina Pectoris Due to Atherosclerotic Coronary Artery Disease or Angina Pectoris at Rest Due to Coronary Artery Spasm: Dosage must be

adjusted to each patient's needs. Starting with 30 mg four times daily, before meals and at bedtime, dosage should be increased gradually (given in divided doses three or four times daily) at 1- to 2-day intervals until optimum response is obtained. Although individual patients may respond to any dosage level, the average optimum dosage range appears to be 180 to 360 mg/day. There are no available data concerning dosage requirements in patients with impaired renal or hepatic function. If the drug must be used in such patients, titration should be carried out with particular caution.


Concomitant Use With Other Cardiovascular Agents


- **Sublingual NTG** may be taken as required to abort acute anginal attacks during Diltiazem hydrochloride therapy.
- **Prophylactic Nitrate Therapy** Diltiazem hydrochloride may be safely coadministered with short- and long-acting nitrates, but there have been no controlled studies to evaluate the antianginal effectiveness of this combination.
- **Beta-blockers** (See **WARNINGS** and **PRECAUTIONS**).


30 mg – Diltiazem hydrochloride tablets may be swallowed whole, crushed, or chewed. Do not split diltiazem hydrochloride tablets.


60 mg, 90 mg, and 120 mg – Diltiazem hydrochloride tablets may be swallowed whole, crushed, or chewed.

HOW SUPPLIED

Diltiazem hydrochloride 30 mg tablets are supplied in bottles of 100 (NDC 42799-129-01) and 500 (NDC 42799-129-02). Light green, round, biconvex, film coated tablet, debossed with  above '129' on one side and plain on the other side.

Diltiazem hydrochloride 60 mg scored tablets are supplied in bottles of 100 (NDC 42799-130-01) and 500 (NDC 42799-130-02). Light yellow, round, biconvex, film coated, scored tablet, debossed with  above an indent and '130' below the indent on one side and scored on the other side

Diltiazem hydrochloride 90 mg scored tablets are supplied in bottles of 100 (NDC 42799-131-01) and 500 (NDC 42799-131-02). Light green, capsule shaped, film coated, scored tablet debossed with  above '131' on one side and scored on the other side.

Diltiazem hydrochloride 120 mg scored tablets are supplied in bottles of 100 (NDC 42799-132-01). Light yellow, capsule shaped, film coated, scored tablet, debossed with  above '132' on one side and scored on the other side.

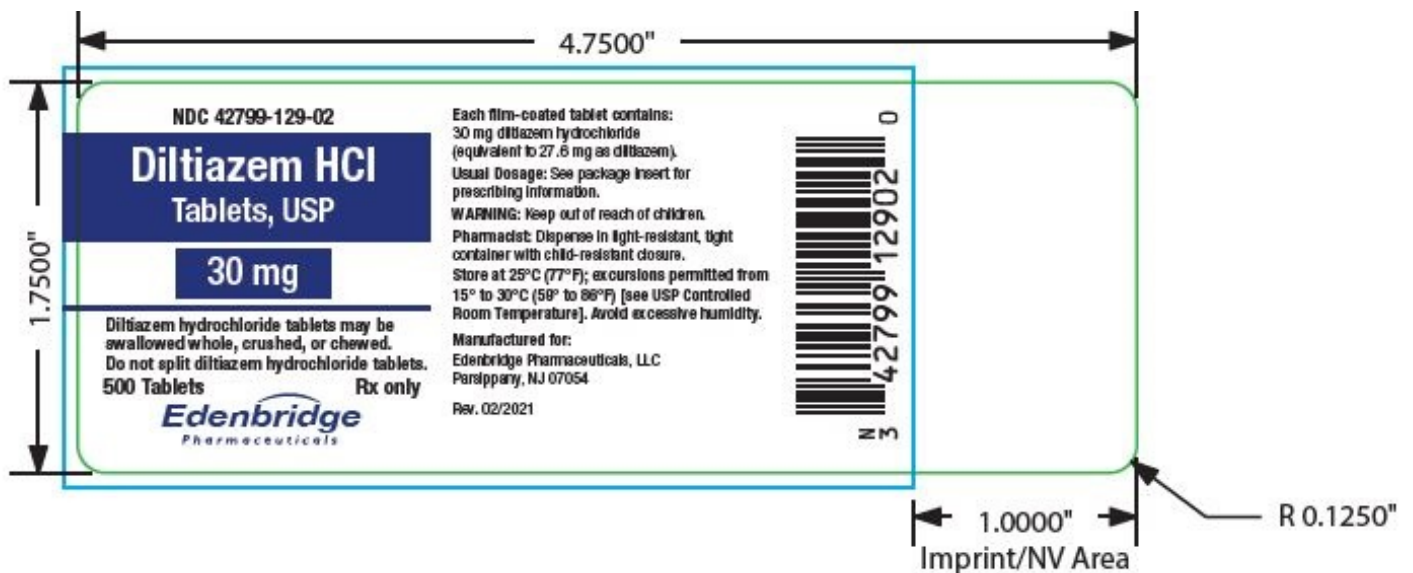
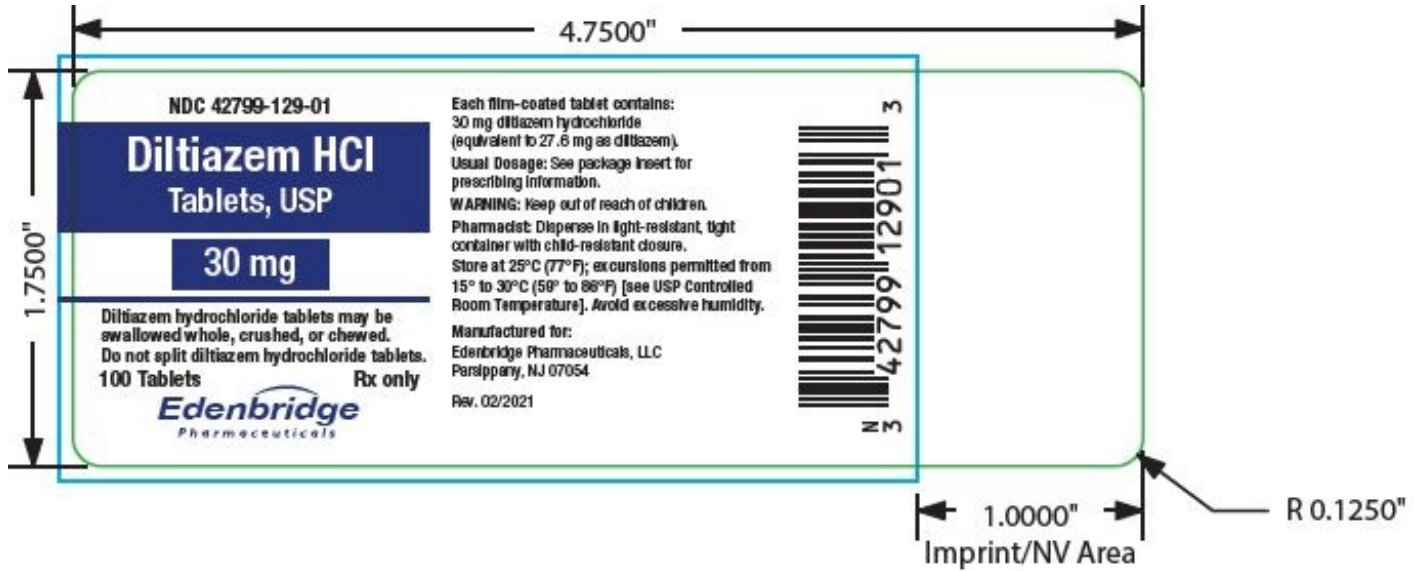
Store at 25°C (77°F); excursions permitted from 15° to 30°C (59° to 86°F) [see USP Controlled Room Temperature]. Avoid excessive humidity.

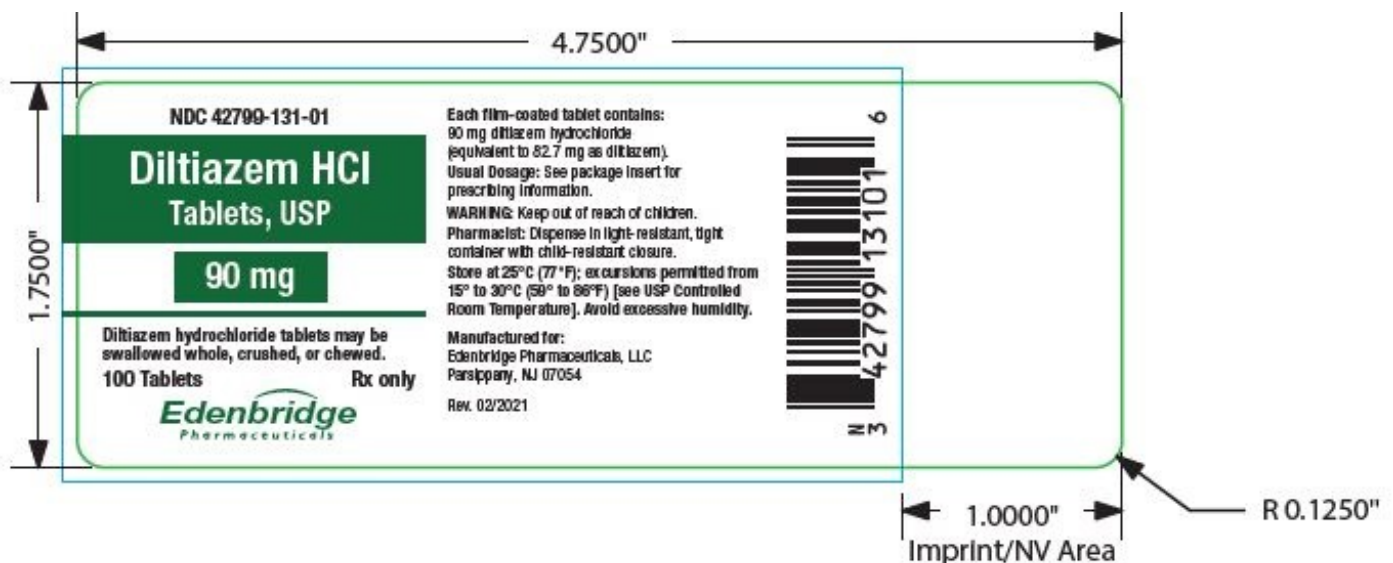
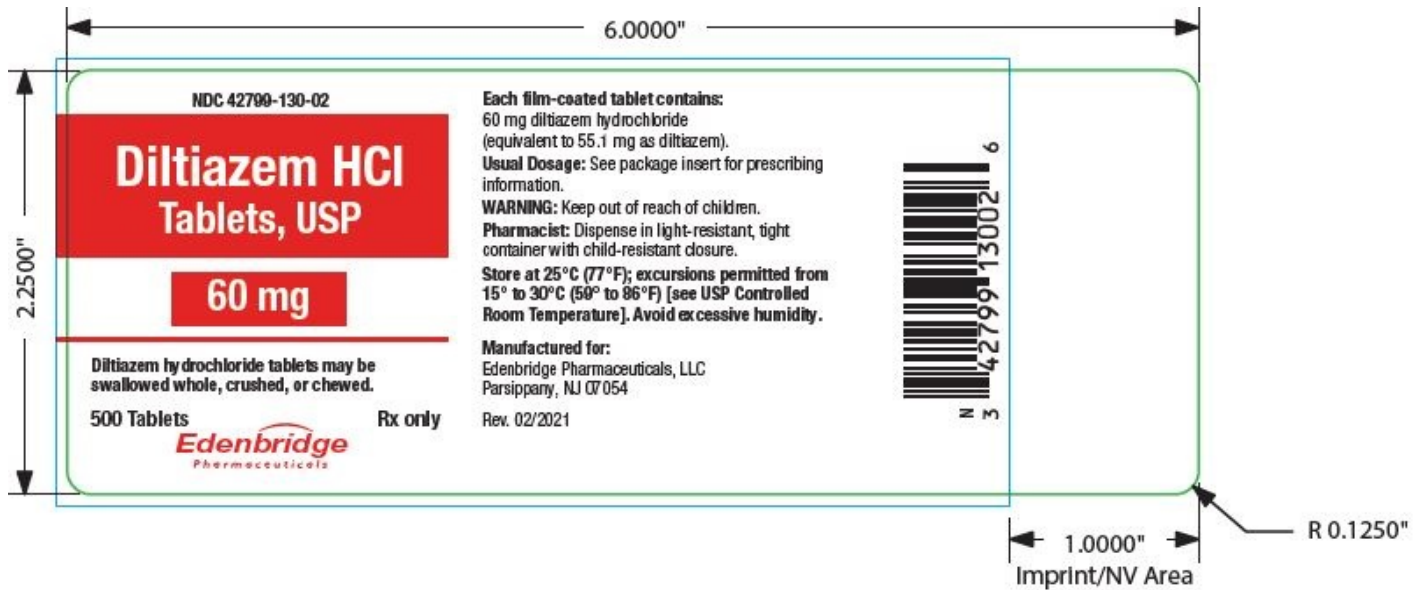
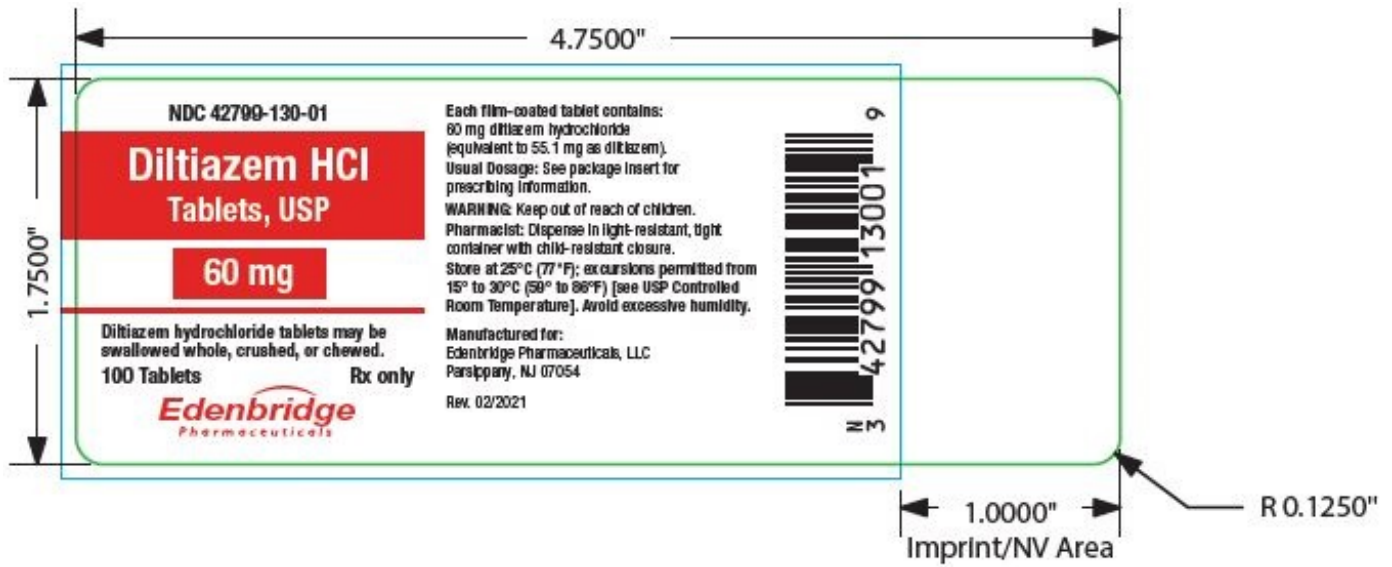
Dispense in light-resistant, tight container with child-resistant closure.

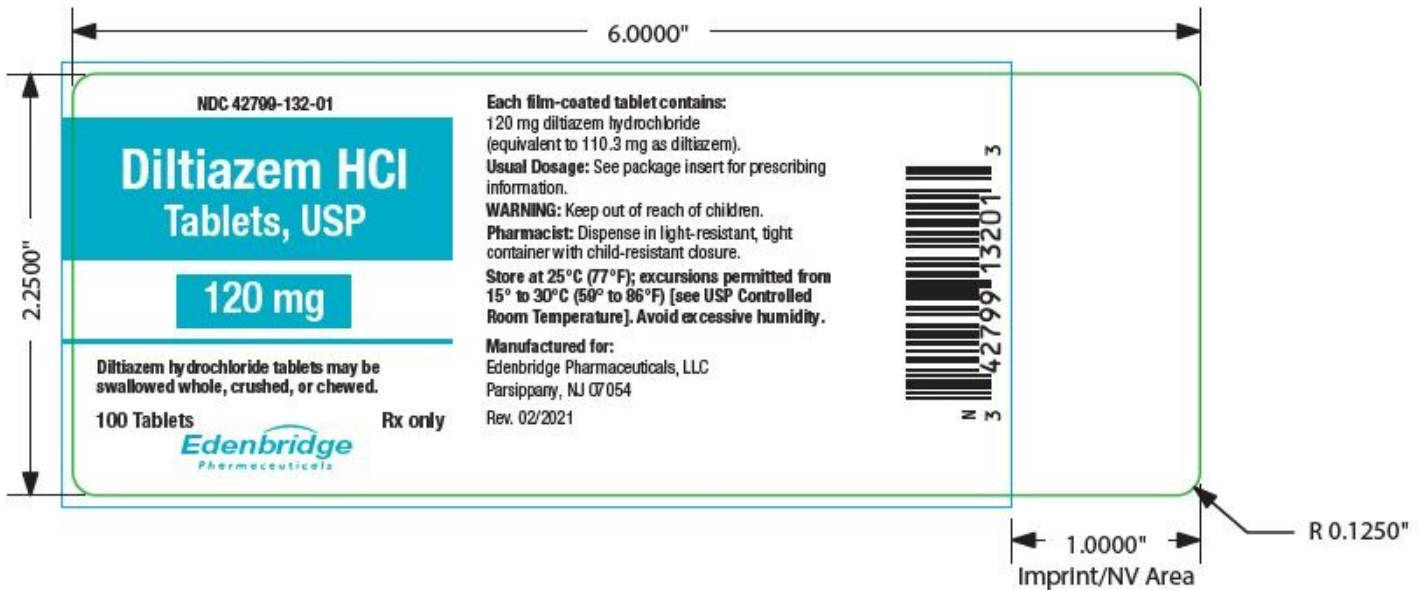
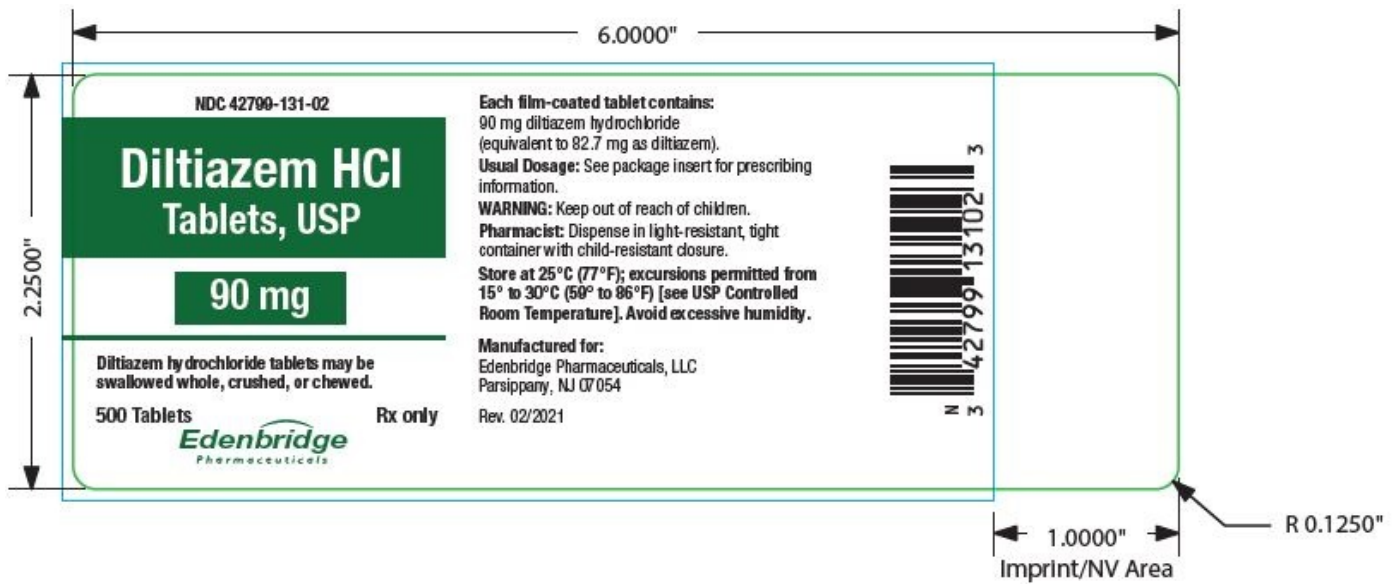
Manufactured for:
Edenbridge Pharmaceuticals, LLC
Parsippany, NJ 07054
877-381-3336

Rev. 05/2021

PACKAGE LABEL.PRINCIPAL DISPLAY PANEL







DILTIAZEM HYDROCHLORIDE

diltiazem hydrochloride tablet, film coated

Product Information

Product Type	HUMAN PRESCRIPTION DRUG	Item Code (Source)	NDC:42799-129
Route of Administration	ORAL		

Active Ingredient/Active Moiety

Ingredient Name	Basis of Strength	Strength
DILTIAZEM HYDROCHLORIDE (UNII: OLH94387TE) (DILTIAZEM - UNII:EE92BBP03H)	DILTIAZEM HYDROCHLORIDE	30 mg

Inactive Ingredients

Ingredient Name	Strength
SILICON DIOXIDE (UNII: ETJ7Z6XBU4)	
D&C YELLOW NO. 10 (UNII: 35SW5USQ3G)	
FD&C BLUE NO. 1 (UNII: H3R47K3TBD)	
HYPROMELLOSE, UNSPECIFIED (UNII: 3NXW29V3WO)	
HYDROXYPROPYL CELLULOSE (UNII: RFW2ET671P)	
LACTOSE (UNII: J2B2A4N98G)	
MAGNESIUM STEARATE (UNII: 70097M6I30)	
CELLULOSE, MICROCRYSTALLINE (UNII: OP1R32D61U)	
POLYETHYLENE GLYCOL (UNII: 3WJQ0SDW1A)	
TITANIUM DIOXIDE (UNII: 15FIX9V2JP)	

Product Characteristics

Color	GREEN	Score	no score
Shape	ROUND	Size	8mm
Flavor		Imprint Code	129
Contains			

Packaging

#	Item Code	Package Description	Marketing Start Date	Marketing End Date
1	NDC:42799-129-01	100 in 1 BOTTLE; Type 0: Not a Combination Product	10/29/2018	
2	NDC:42799-129-02	500 in 1 BOTTLE; Type 0: Not a Combination Product	10/29/2018	

Marketing Information

Marketing Category	Application Number or Monograph Citation	Marketing Start Date	Marketing End Date
ANDA	ANDA211596	10/29/2018	

DILTIAZEM HYDROCHLORIDE

diltiazem hydrochloride tablet, film coated

Product Information

Product Type	HUMAN PRESCRIPTION DRUG	Item Code (Source)	NDC:42799-130
Route of Administration	ORAL		

Active Ingredient/Active Moiety

Ingredient Name	Basis of Strength	Strength
DILTIAZEM HYDROCHLORIDE (UNII: OLH94387TE) (DILTIAZEM - UNII:EE92BBP03H)	DILTIAZEM HYDROCHLORIDE	60 mg

Inactive Ingredients

Ingredient Name	Strength
SILICON DIOXIDE (UNII: ETJ7Z6XBU4)	
D&C YELLOW NO. 10 (UNII: 35SW5USQ3G)	
FD&C YELLOW NO. 6 (UNII: H77VEI93A8)	
HYDROXYPROPYL CELLULOSE (UNII: RFW2ET671P)	
HYPROMELLOSE, UNSPECIFIED (UNII: 3NXW29V3WO)	
LACTOSE (UNII: J2B2A4N98G)	
MAGNESIUM STEARATE (UNII: 70097M6I30)	
CELLULOSE, MICROCRYSTALLINE (UNII: OP1R32D61U)	
POLYETHYLENE GLYCOL (UNII: 3WJQ0SDW1A)	
TITANIUM DIOXIDE (UNII: 15FIX9V2JP)	

Product Characteristics

Color	YELLOW	Score	2 pieces
Shape	ROUND	Size	12mm
Flavor		Imprint Code	130
Contains			

Packaging

#	Item Code	Package Description	Marketing Start Date	Marketing End Date
1	NDC:42799-130-01	100 in 1 BOTTLE; Type 0: Not a Combination Product	10/29/2018	
2	NDC:42799-130-02	500 in 1 BOTTLE; Type 0: Not a Combination Product	10/29/2018	

Marketing Information

Marketing Category	Application Number or Monograph Citation	Marketing Start Date	Marketing End Date
ANDA	ANDA211596	10/29/2018	

DILTIAZEM HYDROCHLORIDE

diltiazem hydrochloride tablet, film coated

Product Information

Product Type	HUMAN PRESCRIPTION DRUG	Item Code (Source)	NDC:42799-131
Route of Administration	ORAL		

Active Ingredient/Active Moiety

Ingredient Name	Basis of Strength	Strength
DILTIAZEM HYDROCHLORIDE (UNII: Q116423775) / DILTIAZEM	DILTIAZEM	

DILTIAZEM HYDROCHLORIDE (UNII: ULH943871E) (DILTIAZEM - UNII:EE92BBP03H)	DILTIAZEM HYDROCHLORIDE	90 mg
---	-------------------------	-------

Inactive Ingredients

Ingredient Name	Strength
SILICON DIOXIDE (UNII: ETJ7Z6XBU4)	
D&C YELLOW NO. 10 (UNII: 35SW5USQ3G)	
FD&C BLUE NO. 1 (UNII: H3R47K3TBD)	
HYDROXYPROPYL CELLULOSE (UNII: RFW2ET671P)	
HYPROMELLOSE, UNSPECIFIED (UNII: 3NXW29V3WO)	
LACTOSE (UNII: J2B2A4N98G)	
MAGNESIUM STEARATE (UNII: 70097M6I30)	
CELLULOSE, MICROCRYSTALLINE (UNII: OP1R32D61U)	
POLYETHYLENE GLYCOL (UNII: 3WJQ0SDW1A)	
TITANIUM DIOXIDE (UNII: 15FIX9V2JP)	

Product Characteristics

Color	GREEN	Score	2 pieces
Shape	CAPSULE	Size	17mm
Flavor		Imprint Code	131
Contains			

Packaging

#	Item Code	Package Description	Marketing Start Date	Marketing End Date
1	NDC:42799-131-01	100 in 1 BOTTLE; Type 0: Not a Combination Product	10/29/2018	
2	NDC:42799-131-02	500 in 1 BOTTLE; Type 0: Not a Combination Product	10/29/2018	

Marketing Information

Marketing Category	Application Number or Monograph Citation	Marketing Start Date	Marketing End Date
ANDA	ANDA211596	10/29/2018	

DILTIAZEM HYDROCHLORIDE

diltiazem hydrochloride tablet, film coated

Product Information

Product Type	HUMAN PRESCRIPTION DRUG	Item Code (Source)	NDC:42799-132
Route of Administration	ORAL		

Active Ingredient/Active Moiety				
Ingredient Name		Basis of Strength	Strength	
DILTIAZEM HYDROCHLORIDE (UNII: OLH94387TE) (DILTIAZEM - UNII:EE92BBP03H)		DILTIAZEM HYDROCHLORIDE	120 mg	
Inactive Ingredients				
Ingredient Name		Strength		
SILICON DIOXIDE (UNII: ETJ7Z6XBU4)				
D&C YELLOW NO. 10 (UNII: 35SW5USQ3G)				
FD&C YELLOW NO. 6 (UNII: H77VEI93A8)				
HYDROXYPROPYL CELLULOSE (UNII: RFW2ET671P)				
HYPROMELLOSE, UNSPECIFIED (UNII: 3NXW29V3WO)				
LACTOSE (UNII: J2B2A4N98G)				
MAGNESIUM STEARATE (UNII: 70097M6I30)				
CELLULOSE, MICROCRYSTALLINE (UNII: OP1R32D61U)				
POLYETHYLENE GLYCOL (UNII: 3WJQ0SDW1A)				
TITANIUM DIOXIDE (UNII: 15FIX9V2JP)				
Product Characteristics				
Color	YELLOW	Score	2 pieces	
Shape	CAPSULE	Size	19mm	
Flavor		Imprint Code	132	
Contains				
Packaging				
#	Item Code	Package Description	Marketing Start Date	Marketing End Date
1	NDC:42799-132-01	100 in 1 BOTTLE; Type 0: Not a Combination Product	10/29/2018	
Marketing Information				
Marketing Category	Application Number or Monograph Citation	Marketing Start Date	Marketing End Date	
ANDA	ANDA211596	10/29/2018		

Labeler - Edenbridge Pharmaceuticals LLC. (948715060)

Revised: 11/2021

Edenbridge Pharmaceuticals LLC.