

EDARAVONE- edaravone injection, solution
Piramal Critical Care Inc.

HIGHLIGHTS OF PRESCRIBING INFORMATION

These highlights do not include all the information needed to use EDARAVONE INJECTION safely and effectively. See full prescribing information for EDARAVONE INJECTION.

EDARAVONE injection, for intravenous use
Initial U.S. Approval: 2017

INDICATIONS AND USAGE

Edaravone injection is indicated for the treatment of amyotrophic lateral sclerosis (ALS) (1)

DOSAGE AND ADMINISTRATION

- Edaravone Injection: The recommended dosage is 60 mg administered as an intravenous infusion over 60 minutes as follows (2.1)
- Initial treatment cycle: daily dosing for 14 days followed by a 14 day drug-free period (2.1)
- Subsequent treatment cycles: daily dosing for 10 days out of 14 day periods, followed by 14-day drug-free periods (2.1)

DOSAGE FORMS AND STRENGTHS

Injection: 30 mg/100 mL in a single-dose polypropylene bag (3)

CONTRAINDICATIONS

Patients with a history of hypersensitivity to edaravone or any of the inactive ingredients in edaravone injection (4)

WARNINGS AND PRECAUTIONS

- Hypersensitivity Reactions: Advise patients to seek immediate medical care (5.1)
- Sulfite Allergic Reactions: Edaravone injection contains sodium bisulfite, which may cause allergic type reactions including anaphylactic symptoms and asthmatic episodes in susceptible people (5.2)

ADVERSE REACTIONS

Most common adverse reactions (at least 10% of patients treated with edaravone injection and greater than placebo) are contusion, gait disturbance, and headache (6.1)

To report SUSPECTED ADVERSE REACTIONS, contact Piramal Critical Care, Inc. at 1-800-414-1901 or FDA at 1-800-FDA-1088 or www.fda.gov/medwatch.

USE IN SPECIFIC POPULATIONS

- Pregnancy: Based on animal data, may cause fetal harm. (8.1)

See 17 for PATIENT COUNSELING INFORMATION and FDA-approved patient labeling.

Revised: 09/2023

See 17 for PATIENT COUNSELING INFORMATION.

Revised: 5/2024

FULL PRESCRIBING INFORMATION: CONTENTS*

1 INDICATIONS AND USAGE

2 DOSAGE AND ADMINISTRATION

2.1 Dosage Information

2.2 Preparation and Administration Information for Edaravone Injection

2.4 Switching from Edaravone Injection to RADICAVA ORS

3 DOSAGE FORMS AND STRENGTHS

4 CONTRAINDICATIONS

5 WARNINGS AND PRECAUTIONS

5.1 Hypersensitivity Reactions

5.2 Sulfite Allergic Reactions

6 ADVERSE REACTIONS

6.1 Clinical Trials Experience

6.2 Postmarketing Experience

8 USE IN SPECIFIC POPULATIONS

8.1 Pregnancy

8.2 Lactation

8.4 Pediatric Use

8.5 Geriatric Use

11 DESCRIPTION

12 CLINICAL PHARMACOLOGY

12.1 Mechanism of Action

12.2 Pharmacodynamics

12.3 Pharmacokinetics

13 NONCLINICAL TOXICOLOGY

13.1 Carcinogenesis, Mutagenesis, Impairment of Fertility

14 CLINICAL STUDIES

16 HOW SUPPLIED/STORAGE AND HANDLING

16.1 How Supplied

16.2 Storage and Handling

17 PATIENT COUNSELING INFORMATION

* Sections or subsections omitted from the full prescribing information are not listed.

FULL PRESCRIBING INFORMATION

1 INDICATIONS AND USAGE

Edaravone injection is indicated for the treatment of amyotrophic lateral sclerosis (ALS).

2 DOSAGE AND ADMINISTRATION

2.1 Dosage Information

- The recommended dosage of edaravone injection: an intravenous infusion of 60 mg administered over a 60-minute period.

Administer Edaravone injection according to the following schedule:

- An initial treatment cycle with daily dosing for 14 days, followed by a 14-day drug-free period
- Subsequent treatment cycles with daily dosing for 10 days out of 14-day periods, followed by 14-day drug-free periods.

2.2 Preparation and Administration Information for Edaravone Injection

Edaravone injection is for intravenous infusion only.

Preparation

Do not use if the oxygen indicator has turned blue or purple before opening the package. Once the overwrap package is opened, use within 24 hours [see *How Supplied/Storage and Handling (16.1, 16.2)*].

Parenteral drug products should be inspected visually for particulate matter and discoloration prior to administration, whenever solution and container permit. Discard unused portion.

Administration

Administer a 60 mg dose of edaravone injection as two consecutive 30 mg intravenous infusion bag over a total of 60 minutes (infusion rate approximately 1 mg per minute [3.33 mL per minute]).

Promptly discontinue the infusion upon the first observation of any signs or symptoms

consistent with a hypersensitivity reaction [see *Warnings and Precautions (5.1, 5.2)*].

Other medications should not be injected into the infusion bag or mixed with edaravone injection.

2.4 Switching from Edaravone Injection to RADICAVA ORS

Patients treated with 60 mg of edaravone injection intravenous infusion may be switched to 105 mg (5 mL) Radicava ORS using the same dosing frequency.

3 DOSAGE FORMS AND STRENGTHS

Edaravone injection is supplied for intravenous infusion in a single-dose polypropylene bag containing 30 mg of edaravone in 100 mL of clear, colorless aqueous solution.

4 CONTRAINDICATIONS

Edaravone injection is contraindicated in patients with a history of hypersensitivity to edaravone or any of the inactive ingredients in this product. Hypersensitivity reactions and anaphylactic reactions have occurred [see *Warnings and Precautions (5.1, 5.2)*].

5 WARNINGS AND PRECAUTIONS

5.1 Hypersensitivity Reactions

Hypersensitivity reactions (redness, wheals, and erythema multiforme) and cases of anaphylaxis (urticaria, decreased blood pressure, and dyspnea) have been reported in spontaneous postmarketing reports with edaravone injection.

Patients should be monitored carefully for hypersensitivity reactions. If hypersensitivity reactions occur, discontinue edaravone injection, treat per standard of care, and monitor until the condition resolves [see *Contraindications (4)*].

5.2 Sulfite Allergic Reactions

Edaravone injection contains sodium bisulfite, a sulfite that may cause allergic type reactions, including anaphylactic symptoms and life-threatening or less severe asthmatic episodes in susceptible people. The overall prevalence of sulfite sensitivity in the general population is unknown. Sulfite sensitivity occurs more frequently in asthmatic than non-asthmatic people.

6 ADVERSE REACTIONS

The following serious adverse reactions are described elsewhere in the labeling:

- Hypersensitivity Reactions [see *Warnings and Precautions (5.1)*]
- Sulfite Allergic Reactions [see *Warnings and Precautions (5.2)*]

6.1 Clinical Trials Experience

Because clinical trials are conducted under widely varying conditions, adverse reaction rates observed in the clinical trials of a drug cannot be directly compared to rates in the clinical trials of another drug and may not reflect the rates observed in practice.

In randomized, placebo-controlled trials, 184 patients with ALS were administered edaravone injection 60 mg in treatment cycles for 6 months. The population consisted of Japanese patients who had a median age of 60 years (range 29 to 75) and were 59% male. Most (93%) of these patients were living independently at the time of screening.

Most Common Adverse Reactions Observed During Clinical Studies

Table 2 lists the adverse reactions that occurred in $\geq 2\%$ of patients in the edaravone injection-treated group and that occurred at least 2% more frequently than in the placebo-treated group in randomized placebo-controlled ALS trials. The most common adverse reactions that occurred in $\geq 10\%$ of edaravone injection-treated patients were contusion, gait disturbance, and headache.

Table 2: Adverse Reactions from Pooled Placebo-Controlled Trials ^athat Occurred in $\geq 2\%$ of Edaravone Injection-Treated Patients and $\geq 2\%$ More Frequently than in Placebo Patients

Adverse Reaction	Edaravone Injection (N=184) %	Placebo (N=184) %
Contusion	15	9
Gait disturbance	13	9
Headache	10	6
Dermatitis	8	5
Eczema	7	4
Respiratory failure, respiratory disorder, hypoxia	6	4
Glycosuria	4	2
Tinea infection	4	2

^a Pooled placebo-controlled studies include two additional studies with 231 additional patients, all using the same treatment regimen [see *Clinical Studies (14)*].

6.2 Postmarketing Experience

The following adverse reactions have been identified during postapproval use of edaravone injection. Because these reactions are reported voluntarily from a population of uncertain size, it is not always possible to reliably estimate their frequency or establish a causal relationship to drug exposure.

Skin and subcutaneous tissue disorders: Hypersensitivity reactions and anaphylaxis. [see Warnings and Precautions (5.1, 5.2)].

8 USE IN SPECIFIC POPULATIONS

8.1 Pregnancy

Risk Summary

There are no adequate data on the developmental risk associated with the use of edaravone injection in pregnant women. In animal studies, administration of edaravone to pregnant rats and rabbits resulted in adverse developmental effects (increased mortality, decreased growth, delayed sexual development, and altered behavior) at clinically relevant doses. Most of these effects occurred at doses that were also associated with maternal toxicity (see *Animal Data*).

In the U.S. general population, the estimated background risk of major birth defects and miscarriage in clinically recognized pregnancies is 2 to 4% and 15 to 20%, respectively. The background risk for major birth defects and miscarriage in patients with ALS is unknown.

Data

Animal Data

In rats, intravenous administration of edaravone (0, 3, 30, or 300 mg/kg/day) throughout the period of organogenesis resulted in reduced fetal weight at all doses. In dams allowed to deliver naturally, offspring weight was reduced at the highest dose tested. Maternal toxicity was also observed at the highest dose tested. There were no adverse effects on reproductive function in the offspring. A no-effect dose for embryofetal developmental toxicity was not identified; the low dose is less than the recommended human dose of 60 mg for edaravone injection, on a body surface area (mg/m^2) basis.

In rabbits, intravenous administration of edaravone (0, 3, 20, or 100 mg/kg/day) throughout the period of organogenesis resulted in embryofetal death at the highest dose tested, which was associated with maternal toxicity. The higher no-effect dose for embryofetal developmental toxicity is approximately 6 times the recommended human dose (RHD) for edaravone injection on a body surface area (mg/m^2) basis.

The effects on offspring of edaravone (0, 3, 20, or 200 mg/kg/day), administered by intravenous injection to rats from GD 17 throughout lactation, were assessed in two studies. In the first study, offspring mortality was observed at the high dose and increased activity was observed at the mid and high doses. In the second study, there was an increase in stillbirths, offspring mortality, and delayed physical development (vaginal opening) at the highest dose tested. Reproduction function in offspring was not affected in either study. Maternal toxicity was evident in both studies at all but the lowest dose tested. The no-effect dose for developmental toxicity (3 mg/kg/day) is less than the RHD on a mg/m^2 basis.

8.2 Lactation

Risk Summary

There are no data on the presence of edaravone in human milk, the effects on the breastfed infant, or the effects of the drug on milk production. Edaravone and its metabolites are excreted in the milk of lactating rats. The developmental and health benefits of breastfeeding should be considered along with the mother's clinical need for edaravone injection and any potential adverse effects on the breastfed infant from edaravone injection or from the underlying maternal condition.

8.4 Pediatric Use

Safety and effectiveness of edaravone injection in pediatric patients have not been established.

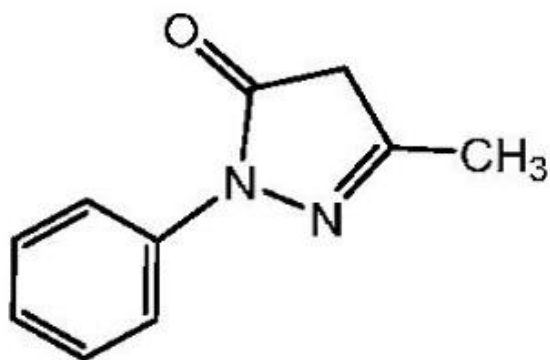
8.5 Geriatric Use

Of the 184 patients with ALS who received edaravone injection in 3 placebo-controlled clinical trials, a total of 53 patients were 65 years of age and older, including 2 patients 75 years of age and older. No overall differences in safety or effectiveness were observed between these patients and younger patients, but greater sensitivity of some older individuals cannot be ruled out.

11 DESCRIPTION

The active ingredient in edaravone injection is edaravone, which is a member of the substituted 2-pyrazolin-5-one class. The chemical name of edaravone is [3-methyl-1-phenyl-2-pyrazolin-5-one]. The molecular formula is $\text{C}_{10}\text{H}_{10}\text{N}_2\text{O}$ and the molecular weight is 174.20.

The chemical structure is:



Edaravone is a white crystalline powder with a melting point of 129.7°C. It is freely soluble in acetic acid, methanol, or ethanol and slightly soluble in water or diethyl ether.

Edaravone injection is a clear, colorless liquid provided as a sterile solution.

Edaravone injection is supplied for intravenous infusion in a polypropylene bag containing 30 mg edaravone in 100 mL isotonic, sterile, aqueous solution, which is further overwrapped with clear pouch. The overwrapped package also contains an oxygen absorber and oxygen indicator to minimize oxidation. Clear pouch is further overwrapped in PET pouch. Each bag contains the following inactive ingredients: L-cysteine hydrochloride hydrate (10 mg), sodium bisulfite (20 mg). Sodium chloride is added for isotonicity and phosphoric acid and sodium hydroxide are added to adjust to pH 4.

12 CLINICAL PHARMACOLOGY

12.1 Mechanism of Action

The mechanism by which edaravone injection exert its therapeutic effect in patients with ALS is unknown.

12.2 Pharmacodynamics

Cardiac Electrophysiology

At exposures at least 5 times higher than that of the recommended doses of Edaravone injection, edaravone does not prolong the QT interval to any clinically relevant extent.

12.3 Pharmacokinetics

Edaravone injection is administered by IV infusion. The maximum plasma concentration (C_{max}) of edaravone was reached by the end of infusion. There was a trend of more than dose-proportional increase in area under the concentration-time curve (AUC) and C_{max} of edaravone. With multiple-dose administration, edaravone does not accumulate in plasma.

Distribution

Edaravone is bound to human serum proteins (92%), mainly to albumin, with no concentration dependence in the range of 0.1 to 50 micromol/L. Edaravone has a mean volume of distribution after intravenous administration of 63.1 L.

Elimination

The mean terminal elimination half-life of edaravone is approximately 4.5 to 9 hours. The

half-lives of its metabolites are 3 to 6 hours. Following intravenous administration, the total clearance of edaravone is estimated to be 35.9 L/h.

Metabolism

Edaravone is metabolized to a sulfate conjugate and a glucuronide conjugate, which are not pharmacologically active. The glucuronide conjugation of edaravone involves multiple uridine diphosphate glucuronosyltransferase (UGT) isoforms (UGT1A1, UGT1A6, UGT1A7, UGT1A8, UGT1A9, UGT1A10, UGT2B7, and UGT2B17). In human plasma, edaravone is mainly detected as the sulfate conjugate, which is presumed to be formed by sulfotransferases.

Excretion

In Japanese and Caucasian healthy volunteer studies, edaravone was excreted mainly in the urine as its glucuronide conjugate (60-80% of the dose up to 48 hours). Approximately 6-8% of the dose was recovered in the urine as the sulfate conjugate, and < 1% of the dose was recovered in the urine as the unchanged drug. *In vitro* studies suggest that the sulfate conjugate of edaravone is hydrolyzed back to edaravone, which is then converted to the glucuronide conjugate in the kidney before excretion into the urine.

Specific Populations

Geriatric Patients

No age effect on edaravone pharmacokinetics has been found [see *Use in Specific Populations* (8.5)].

Patients with Renal Impairment

Following single IV infusion of 30 mg edaravone (half the recommended dosage of edaravone injection) over 60 minutes, mean C_{max} and $AUC_{0-\infty}$ of unchanged edaravone were 1.15 and 1.20-fold greater in the subjects with mild renal impairment (eGFR 60 to 89 mL/min/1.73m²), and were 1.25 and 1.29-fold greater in the subjects with moderate renal impairment (eGFR 30 to 59 mL/min/1.73m²) when compared to subjects with normal renal function, respectively. These changes in exposures are not considered to be clinically significant and therefore no dosage adjustments are necessary in patients with mild to moderate renal impairment. The effects of severe renal impairment on the pharmacokinetics of edaravone have not been studied.

Patients with Hepatic Impairment

Following single IV infusion of 30 mg edaravone (half of the recommended dose of edaravone injection) over 60 minutes, mean C_{max} and $AUC_{0-\infty}$ of unchanged edaravone were 1.20 and 1.07-fold greater in the subjects with mild hepatic impairment (Child-Pugh score 5 or 6), were 1.24 and 1.14-fold greater in the subjects with moderate hepatic impairment (Child-Pugh score 7 to 9), and were 1.20 and 1.19-fold greater in the subjects with severe hepatic impairment (Child-Pugh score 10 to 14) when compared to subjects with normal hepatic function, respectively. These changes in exposures are not considered to be clinically significant and therefore no dosage adjustments are necessary in patients with hepatic impairment.

Male and Female Patients

No gender effect on edaravone pharmacokinetics has been found.

Racial or Ethnic Groups

There were no significant racial differences in C_{max} and AUC of edaravone between Japanese and Caucasian subjects.

Drug Interaction Studies

The pharmacokinetics of edaravone is not expected to be significantly affected by inhibitors of cytochrome P450 (CYP) enzymes, UGTs, or major transporters.

In vitro studies demonstrated that, at the recommended dosage, edaravone and its metabolites are not expected to significantly inhibit CYP enzymes (CYP1A2, CYP2B6, CYP2C8, CYP2C9, CYP2C19, CYP2D6, and CYP3A), conjugating enzymes UGT1A1 and UGT2B7, or other transporters (P-gp, OATP1B1, OATP1B3, OAT1, OCT2, MATE1, and MATE2-K) in humans. Edaravone and its metabolites are not expected to induce CYP1A2, or CYP2B6, at the recommended dosage of edaravone.

In vitro data indicated that edaravone was not a substrate of OATP1B1 or OATP1B3.

13 NONCLINICAL TOXICOLOGY

13.1 Carcinogenesis, Mutagenesis, Impairment of Fertility

Carcinogenesis

Carcinogenicity studies of edaravone using the intravenous route have not been conducted.

Mutagenesis

Edaravone was negative in *in vitro* (bacterial reverse mutation and Chinese hamster lung chromosomal aberration) and *in vivo* (mouse micronucleus) assays.

Impairment of Fertility

Intravenous administration of edaravone (0, 3, 20, or 200 mg/kg) prior to and throughout mating in male and female rats and continuing in females to gestation day 7 had no effect on fertility; however, disruption of the estrus cycle and mating behavior was observed at the highest dose tested. No effects on reproductive function were observed at the lower doses, which are up to approximately 3 times the RHD for edaravone injection (60 mg) on a body surface area (mg/m²) basis.

14 CLINICAL STUDIES

The efficacy of edaravone injection for the treatment of ALS was established in a 6-month, randomized, placebo-controlled, double-blind study conducted in Japanese patients with ALS who were living independently and met the following criteria at screening:

1. Functionality retained most activities of daily living (defined as scores of 2 points or better on each individual item of the ALS Functional Rating Scale - Revised [ALSFRS-R; described below])
2. Normal respiratory function (defined as percent-predicted forced vital capacity values of [%FVC] ≥ 80%)
3. Definite or Probable ALS based on El Escorial revised criteria
4. Disease duration of 2 years or less

The study enrolled 69 patients in the edaravone injection arm and 68 in the placebo arm. Baseline characteristics were similar between these groups, with over 90% of patients in each group being treated with riluzole.

Edaravone injection was administered as an intravenous infusion of 60 mg given over a 60 minute period according to the following schedule:

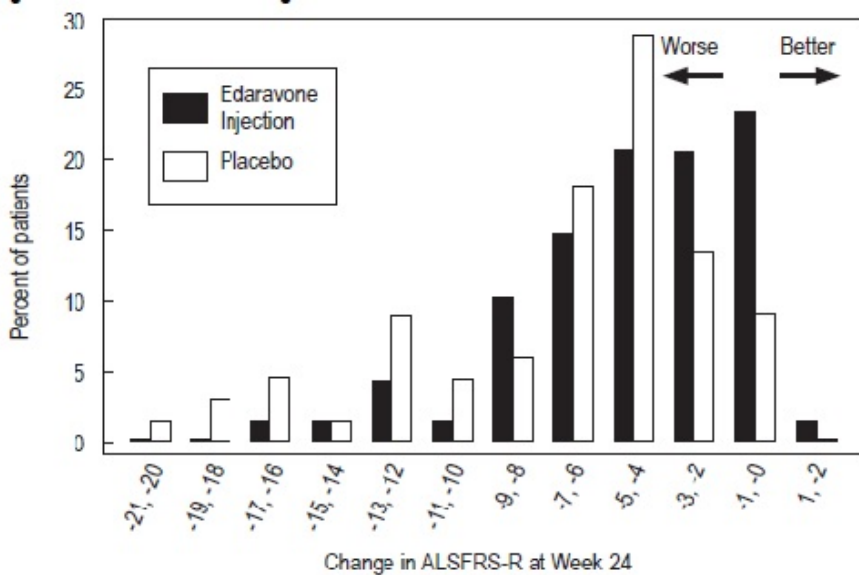
- An initial treatment cycle with daily dosing for 14 days, followed by a 14-day drug-free period (Cycle 1)
- Subsequent treatment cycles with daily dosing for 10 days out of 14-day periods, followed by 14-day drug-free periods (Cycles 2 to 6).

The primary efficacy endpoint was a comparison of the change between treatment arms in the ALSFRS-R total scores from baseline to Week 24. The ALSFRS-R scale consists of 12 questions that evaluate the fine motor, gross motor, bulbar, and respiratory function of patients with ALS (speech, salivation, swallowing, handwriting, cutting food, dressing/hygiene, turning in bed, walking, climbing stairs, dyspnea, orthopnea, and respiratory insufficiency). Each item is scored from 0 to 4, with higher scores representing greater functional ability. The decline in ALSFRS-R scores from baseline was significantly less in the edaravone injection-treated patients as compared to placebo (see Table 3). The distribution of change in ALSFRS-R scores from baseline to Week 24 by percent of patients is shown in Figure 1.

Table 3: Analysis of Change from Baseline to Week 24 in ALSFRS-R Scores

Treatment	Change from Baseline LS Mean \pm SE (95% CI)	Treatment Difference (Edaravone Injection-placebo [95% CI])	p-value
Edaravone injection	-5.01 \pm 0.64	2.49 (0.99, 3.98)	0.0013
Placebo	-7.50 \pm 0.66		

Figure 1: Distribution of Change from Baseline to Week 24 in ALSFRS-R Scores



16 HOW SUPPLIED/STORAGE AND HANDLING

16.1 How Supplied

Edaravone injection is supplied as a 30 mg/100 mL (0.3 mg/mL) clear, colorless, sterile solution for intravenous infusion in a single-dose polypropylene bags, each overwrapped with clear pouch secondary packaging containing an oxygen absorber and oxygen indicator, which should be pink to reflect appropriate oxygen levels and clear pouch is further overwrapped in PET pouch [see *Dosage and Administration (2.2)* and *How Supplied/Storage and Handling (16.2)*]. These are supplied in cartons as listed below.

NDC 66794-259-61 30 mg/100 mL (0.3 mg/mL) single-dose bag

NDC 66794-259-64 2 bags per carton

16.2 Storage and Handling

Store Edaravone Injection at 20° to 25°C (68° to 77°F); excursions permitted from 15° to 30°C (59° to 86°F) [See USP Controlled Room Temperature]. Protect from light. Store in overwrapped package to protect from oxygen degradation until time of use. The oxygen indicator will turn blue or purple if the oxygen has exceeded acceptable levels. Once the overwrap package is opened, use within 24 hours.

17 PATIENT COUNSELING INFORMATION

Advise the patients to read the FDA-approved patient labeling (Patient Information).

Hypersensitivity Reactions

Advise patients to seek immediate medical care if they experience signs or symptoms of a hypersensitivity reaction [see *Warnings and Precautions (5.1)*].

Sulfite Allergic Reactions

Advise patients about potential for sulfite sensitivity. Inform patients that edaravone injection contains sodium bisulfite, which may cause allergic type reactions including anaphylactic symptoms and life-threatening or less severe asthmatic episodes, and to seek immediate medical care if they experience these signs or symptoms [see *Warnings and Precautions (5.2)*].

Pregnancy and Breastfeeding

Advise patients to notify their healthcare provider if they become pregnant or intend to become pregnant during edaravone injection therapy [see *Use in Specific Populations (8.1)*].

Advise patients to notify their healthcare provider if they intend to breastfeed or are breastfeeding an infant [see *Use in Specific Populations (8.2)*].



Manufactured for:
Piramal Critical Care, Inc.
Bethlehem, PA 18017, USA

Issued: 09/2023

PATIENT INFORMATION

Edaravone Injection (e-dar-a-vone)
for intravenous use

What is Edaravone Injection?

Edaravone injection is a prescription medicine used to treat people with amyotrophic lateral sclerosis (ALS). It is not known if edaravone injection is safe and effective in children.

Do not receive edaravone injection if you are allergic to edaravone or any of the ingredients in edaravone injection. See the end of this leaflet for a complete list of ingredients in edaravone injection.

Before you receive edaravone injection, tell your healthcare provider about

all of your medical conditions, including if you:

- have asthma.
- are allergic to other medicines.
- are pregnant or plan to become pregnant. It is not known if edaravone injection will harm your unborn baby.
- are breastfeeding or plan to breastfeed. It is not known if edaravone passes into your breastmilk.
- You and your healthcare provider should decide if you will receive edaravone injection or breastfeed.

Tell your healthcare provider about all the medicines you take, including prescription and over-the-counter medicines, vitamins, and herbal supplements.

How will I receive edaravone injection?

- You will be prescribed edaravone injection by a healthcare provider and told how often you will receive edaravone injection.
- Edaravone Injection will be given by intravenous (IV) infusion into your vein.
- It takes about 1 hour to receive the full dose of edaravone injection.
- Your healthcare provider will monitor you closely during your treatment with edaravone injection.

What are the possible side effects of edaravone injection?

Edaravone injection may cause serious side effects including:

1. Hypersensitivity (allergic) reactions. Hypersensitivity reactions have happened in people receiving edaravone injection and can happen after your medicine has been given. Tell your healthcare provider right away or go to the nearest emergency room if you have any of the following symptoms:

- hives • swelling of the lips, tongue, face • fainting
- breathing problems • dizziness
- itching • wheezing

2. Sulfite allergic reactions. Edaravone injection contains sodium bisulfite, a sulfite that may cause a type of allergic reaction that can be serious and life-threatening. Sodium bisulfite can also cause less severe allergic reactions, for example, asthma episodes, in certain people. Sulfite sensitivity can happen more often in people who have asthma than in people who do not have asthma. Tell your healthcare provider right away or go to the nearest emergency room if you have any of the following symptoms:

- hives • swelling of the lips, tongue, face • wheezing
- trouble breathing or swallowing • dizziness • fainting
- itching • asthma attack (in people with asthma)

Your healthcare provider will monitor you during treatment to watch for signs and symptoms of all the serious side effects and allergic reactions.

The most common side effects of edaravone injection include bruising (contusion), problems walking (gait disturbance), and headache.

These are not all the possible side effects of edaravone injection. For more information, ask your healthcare provider or pharmacist.

Call your doctor for medical advice about side effects. You may report side effects to FDA at 1-800-FDA-1088. You may also report side effects to www.fda.gov/medwatch or Piramal Critical Care, Inc. at 1-800-414-1901 or FDA at 1-800-FDA-1088 or www.fda.gov/medwatch.

What are the ingredients in Edaravone injection?

Active ingredient: edaravone

Inactive ingredients: L-cysteine hydrochloride hydrate, sodium bisulfite, sodium chloride, phosphoric acid, and sodium hydroxide.

This Patient Information has been approved by the U.S. Food and Drug Administration.



**Manufactured for:
Piramal Critical Care, Inc.
Bethlehem, PA 18017, USA**

Issued: 09/2023

PACKAGE LABEL.PRINCIPAL DISPLAY PANEL

Bag Label:

Edaravone Injection 30 mg/100 mL (0.3 mg/mL)

For Intravenous Infusion

NDC 66794-259-61

Discard after

(MM/DD/YYYY)

Lot:
Exp.:
(See above)

For Intravenous Infusion

NDC 66794-259-61

Edaravone Injection 30 mg/100 mL (0.3 mg/mL)

Each 100 mL single-dose bag contains:

Active: 30 mg edaravone

Inactive: L-cysteine hydrochloride hydrate (10 mg), sodium bisulfite (20 mg).

Sodium chloride is added for isotonicity and phosphoric acid and sodium hydroxide are added to adjust to pH 4.

Rx only

DOSAGE: See enclosed package insert for complete information on dosage and administration. Infuse each 30 mg/100 mL bag over a period of 30 minutes.

CAUTIONS: Keep out of reach of children. Do not swallow. Discard unused IV solution.

USAGE: Once the overwrap package is opened, use within 24 hours.

DO NOT ADD OR MIX WITH OTHER DRUGS. If leaks are found, discard bag as sterility may be impaired.

STORAGE: Store at 20° to 25°C (68° to 77°F); excursions permitted to 15° to 30°C (59° to 86°F) [See USP Controlled Room Temperature]. Protect from light.

1219000029



Manufactured For:
Piramal Critical Care, Inc.
Bethlehem, PA 18017, USA

Issued: 09/2023

Product of India

Code No.: DRUGS/API/01/2008



00366794259612

Pouch Label:

Edaravone Injection

30 mg/100 mL (0.3 mg/mL)

For Intravenous Infusion

NDC 66794-259-61

NDC 66794-259-61

Edaravone Injection **For Intravenous Infusion**

30 mg/100 mL (0.3 mg/mL)

Each 100 mL single-dose bag contains: Rx only
Active: 30 mg edaravone
Inactive: L-cysteine hydrochloride hydrate (10 mg), sodium bisulfite (20 mg).
Sodium chloride is added for isotonicity and phosphoric acid and sodium hydroxide are added to adjust to pH 4.

DOSAGE: See enclosed package insert for complete information on dosage and administration. Infuse each 30 mg/100 mL bag over a period of 30 minutes.

CAUTIONS: Keep out of reach of children. Do not swallow. Discard unused IV solution.

USAGE: Once the overwrap package is opened, use within 24 hours.

DO NOT ADD OR MIX WITH OTHER DRUGS. If leaks are found, discard bag as sterility may be impaired.

STORAGE: Store at 20° to 25°C (68° to 77°F); excursions permitted to 15° to 30°C (59° to 86°F) [See USP Controlled Room Temperature]. Protect from light.


Attention


- Do not use the product if the indicator has changed color to blue or purple before opening the outer package (Oxygen indicator. Normal color is pink)
- Do not eat the indicator
- Do not eat the oxygen absorber

Do not open until ready to use
Once the overwrap package is opened, use within 24 hours and write "Discard after MM/DD/YYYY" on the top left of the bag

Lot:
Exp:

Non Varnish Coding Area
For Batch Details
To be printed on line


Piramal
Critical Care
Manufactured For:
Piramal Critical Care, Inc.
Bethlehem, PA 18017, USA
Product of India
Code No.: DRUGS/AP/01/2008
1311001474-00


3 66794 25961 2

Carton Label:

Edaravone Injection 100 mL X 2 Bags

30 mg/100 mL (0.3 mg/mL)

NDC 66794-259-64

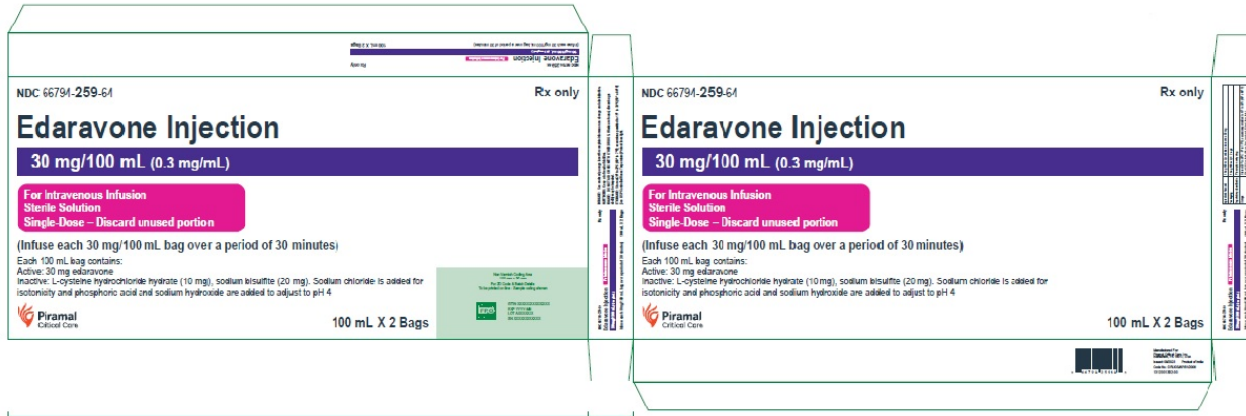
For Intravenous Infusion

Sterile Solution

Single-Dose-Discard unused portion

(Infuse each 30 mg/100 ml over period of 30 minutes)

Rx only



EDARAVONE

edaravone injection, solution

Product Information

Product Type	HUMAN PRESCRIPTION DRUG	Item Code (Source)	NDC:66794-259
Route of Administration	INTRAVENOUS		

Active Ingredient/Active Moiety

Ingredient Name	Basis of Strength	Strength
EDARAVONE (UNII: S798V6YJRP) (EDARAVONE - UNII:S798V6YJRP)	EDARAVONE	30 mg in 100 mL

Inactive Ingredients

Ingredient Name	Strength
CYSTEINE HYDROCHLORIDE (UNII: ZT934N0X4W)	
SODIUM CHLORIDE (UNII: 451W47IQ8X)	
SODIUM HYDROXIDE (UNII: 55X04QC32I)	
PHOSPHORIC ACID (UNII: E4GA8884NN)	
WATER (UNII: 059QF0K00R)	
SODIUM BISULFITE (UNII: TZX5469Z6I)	

Packaging

#	Item Code	Package Description	Marketing Start Date	Marketing End Date
1	NDC:66794-259-64	2 in 1 CARTON	07/08/2024	
1		1 in 1 POUCH		
1		100 mL in 1 BAG; Type 9: Other Type of Part 3 Combination Product (e.g., Drug/Device/Biological Product)		

Marketing Information

Marketing	Application Number or Monograph	Marketing Start	Marketing End
-----------	---------------------------------	-----------------	---------------

Category	Citation	Date	Date
ANDA	ANDA216199	07/08/2024	

Labeler - Piramal Critical Care Inc. (805600439)

Registrant - Piramal Critical Care Inc. (805600439)

Establishment

Name	Address	ID/FEI	Business Operations
Gland Pharma Limited		918601238	analysis(66794-259) , pack(66794-259) , manufacture(66794-259)

Revised: 7/2024

Piramal Critical Care Inc.