

# FLUOROURACIL - fluorouracil injection, solution

## Eugia US LLC

-----

### HIGHLIGHTS OF PRESCRIBING INFORMATION

These highlights do not include all the information needed to use FLUOROURACIL INJECTION safely and effectively. See full prescribing information for FLUOROURACIL INJECTION.

FLUOROURACIL injection, for intravenous use

Initial U.S. Approval: 1962

### ----- RECENT MAJOR CHANGES -----

Warnings and Precautions, Serious Adverse Reactions from Dihydropyrimidine Dehydrogenase (DPD)-Deficiency (5.1)

1/2024

### ----- INDICATIONS AND USAGE -----

Fluorouracil injection is a nucleoside metabolic inhibitor indicated for the treatment of patients with

- Adenocarcinoma of the Colon and Rectum (1.1)
- Adenocarcinoma of the Breast (1.2)
- Gastric Adenocarcinoma (1.3)
- Pancreatic Adenocarcinoma (1.4)

### ----- DOSAGE AND ADMINISTRATION -----

- Fluorouracil injection is recommended for administration either as an intravenous bolus or as an intravenous infusion. (2.1)
- See Full Prescribing Information for dose individualization (2.1) and dose modifications due to adverse reactions (2.6)
- See Full Prescribing Information for recommended doses of fluorouracil injection for adenocarcinoma of the colon and rectum (2.2) and for recommended doses of fluorouracil injection as a component of a chemotherapy regimen for adenocarcinoma of the breast (2.3), gastric adenocarcinoma (2.4), pancreatic adenocarcinoma (2.5)
- Single-Dose Vials: Use within 4 hours of puncture (2.7, 2.8)

### ----- DOSAGE FORMS AND STRENGTHS -----

Injection: 500 mg and 1 g in a 10 mL and 20 mL single-dose vial respectively (3)

### ----- CONTRAINDICATIONS -----

None (4)

### ----- WARNINGS AND PRECAUTIONS -----

- **Serious Adverse Reactions from Dihydropyrimidine Dehydrogenase (DPD) Deficiency:** Patients with certain homozygous or compound heterozygous variants in the *DPYD* gene are at increased risk for acute early-onset toxicity and serious, including fatal, adverse reactions due to fluorouracil (e.g., mucositis, diarrhea, neutropenia, and neurotoxicity). Fluorouracil is not recommended for use in patients known to have certain homozygous or compound heterozygous *DPYD* variants that result in complete absence of DPD activity. Withhold or permanently discontinue based on clinical assessment. No fluorouracil dose has been proven safe in patients with complete absence of DPD activity. (5.1)
- **Cardiotoxicity:** Fluorouracil can cause cardiotoxicity, including angina, myocardial infarction/ischemia, arrhythmia, and heart failure. Withhold fluorouracil for cardiac toxicity. (5.2)
- **Hyperammonemic Encephalopathy:** Altered mental status, confusion, disorientation, coma, or ataxia with elevated serum ammonia level can occur within 72 hours of initiation of fluorouracil. Withhold fluorouracil and initiate ammonia-lowering therapy. (5.3)
- **Neurologic Toxicity:** Fluorouracil can cause acute cerebellar syndrome, confusion, disorientation, ataxia, or visual disturbances. Withhold fluorouracil for neurologic toxicity. (5.4)
- **Diarrhea:** Fluorouracil can cause severe diarrhea. Withhold fluorouracil for severe diarrhea until resolved. (5.5)
- **Palmar-Plantar Erythrodysesthesia (Hand-Foot Syndrome):** Fluorouracil can cause hand-foot syndrome. If severe, discontinue fluorouracil until resolved or decreased to Grade 1, then resume at a reduced dose. (5.6)
- **Myelosuppression:** Fluorouracil can cause severe and fatal myelosuppression. Withhold fluorouracil until severe myelosuppression resolves, then resume at a reduced dose. (5.7)
- **Mucositis:** Fluorouracil can cause severe mucositis. Discontinue fluorouracil until resolved or decreased to Grade 1, then resume at a reduced dose. (5.8)
- **Increased Risk of Elevated INR with Warfarin:** Concurrent administration with warfarin can result in clinically significant increases in coagulation parameters: Closely monitor INR and prothrombin time. (5.9)
- **Embryofetal Toxicity:** Fluorouracil can cause fetal harm. Advise females and males of reproductive potential of the potential risk to a fetus. (5.10, 8.1, 8.6)

### ----- ADVERSE REACTIONS -----

To report SUSPECTED ADVERSE REACTIONS, contact Eugia US LLC at 1-866-850-2876 or FDA at 1-800-FDA-1088 or [www.fda.gov/medwatch](http://www.fda.gov/medwatch).

----- **USE IN SPECIFIC POPULATIONS** -----

- Nursing Mothers: Discontinue drug or discontinue nursing. (8.3)
- Females and Males of Reproductive Potential: Provide pregnancy planning and prevention counseling. (5.10, 8.1, 8.6)

See 17 for PATIENT COUNSELING INFORMATION.

Revised: 4/2024

---

**FULL PRESCRIBING INFORMATION: CONTENTS\***

**1 INDICATIONS AND USAGE**

**2 DOSAGE AND ADMINISTRATION**

- 2.1 General Dosage Information
- 2.2 Recommended Dosage for Adenocarcinoma of the Colon and Rectum
- 2.3 Recommended Dosage for Adenocarcinoma of the Breast
- 2.4 Recommended Dosage for Gastric Adenocarcinoma
- 2.5 Recommended Dosage for Pancreatic Adenocarcinoma
- 2.6 Dose Modifications
- 2.7 Preparation for Administration
- 2.8 Administration

**3 DOSAGE FORMS AND STRENGTHS**

**4 CONTRAINDICATIONS**

**5 WARNINGS AND PRECAUTIONS**

- 5.1 Serious Adverse Reactions from Dihydropyrimidine Dehydrogenase (DPD)-Deficiency
- 5.2 Cardiotoxicity
- 5.3 Hyperammonemic Encephalopathy
- 5.4 Neurologic Toxicity
- 5.5 Diarrhea
- 5.6 Palmar-Plantar Erythrodysesthesia (Hand-Foot Syndrome)
- 5.7 Myelosuppression
- 5.8 Mucositis
- 5.9 Increased Risk of Elevated International Normalized Ratio (INR) with Warfarin
- 5.10 Embryofetal Toxicity

**6 ADVERSE REACTIONS**

- 6.2 Postmarketing Experience

**7 DRUG INTERACTIONS**

- 7.1 Anticoagulants and CYP 2C9 Substrates

**8 USE IN SPECIFIC POPULATIONS**

- 8.1 Pregnancy
- 8.3 Nursing Mothers
- 8.4 Pediatric Use
- 8.5 Geriatric Use
- 8.6 Females and Males of Reproductive Potential

**10 OVERDOSAGE**

**11 DESCRIPTION**

**12 CLINICAL PHARMACOLOGY**

- 12.1 Mechanism of Action
- 12.3 Pharmacokinetics
- 12.5 Pharmacogenomics

**13 NONCLINICAL TOXICOLOGY**

- 13.1 Carcinogenesis, Mutagenesis, Impairment of Fertility

**15 REFERENCES**

**16 HOW SUPPLIED/STORAGE AND HANDLING**

16.1 How Supplied

16.2 Storage

## 17 PATIENT COUNSELING INFORMATION

\* Sections or subsections omitted from the full prescribing information are not listed.

---

## FULL PRESCRIBING INFORMATION

### 1 INDICATIONS AND USAGE

Fluorouracil injection is indicated for the treatment of patients with:

- 1.1. Adenocarcinoma of the Colon and Rectum
- 1.2. Adenocarcinoma of the Breast
- 1.3. Gastric Adenocarcinoma
- 1.4. Pancreatic Adenocarcinoma

### 2 DOSAGE AND ADMINISTRATION

#### 2.1 General Dosage Information

Fluorouracil injection is recommended for administration either as an intravenous bolus or as an intravenous infusion. **Do not inject the entire contents of the vial directly into patients.** Individualize the dose and dosing schedule of fluorouracil based on tumor type, the specific regimen administered, disease state, response to treatment, and patient risk factors.

#### 2.2 Recommended Dosage for Adenocarcinoma of the Colon and Rectum

- The recommended dose of fluorouracil injection, administered in an infusional regimen in combination with leucovorin alone, or in combination with leucovorin and oxaliplatin or irinotecan, is 400 mg/m<sup>2</sup> by intravenous bolus on Day 1, followed by 2400 mg/m<sup>2</sup> to 3000 mg/m<sup>2</sup> intravenously as a continuous infusion over 46 hours every two weeks.
- The recommended dose of fluorouracil injection, if administered in a bolus dosing regimen in combination with leucovorin, is 500 mg/m<sup>2</sup> by intravenous bolus on Days 1, 8, 15, 22, 29, and 36 in 8 week cycles.

#### 2.3 Recommended Dosage for Adenocarcinoma of the Breast

- The recommended dose of fluorouracil injection, administered as a component of a cyclophosphamide-based multidrug regimen, is 500 mg/m<sup>2</sup> or 600 mg/m<sup>2</sup> intravenously on Days 1 and 8 every 28 days for 6 cycles.

#### 2.4 Recommended Dosage for Gastric Adenocarcinoma

- The recommended dose of fluorouracil injection, administered as a component of a platinum-containing multidrug chemotherapy regimen, is 200 mg/m<sup>2</sup> to 1000 mg/m<sup>2</sup> intravenously as a continuous infusion over 24 hours. The frequency of dosing in each cycle and the length of each cycle will depend on the dose of fluorouracil injection and the specific regimen administered.

#### 2.5 Recommended Dosage for Pancreatic Adenocarcinoma

- The recommended dose of fluorouracil injection, administered as an infusional regimen in combination with leucovorin or as a component of a multidrug chemotherapy regimen that includes leucovorin, is 400 mg/m<sup>2</sup> intravenous bolus on

Day 1, followed by 2400 mg/m<sup>2</sup> intravenously as a continuous infusion over 46 hours every two weeks.

## 2.6 Dose Modifications

Withhold fluorouracil injection for any of the following:

- Development of angina, myocardial infarction/ischemia, arrhythmia, or heart failure in patients with no history of coronary artery disease or myocardial dysfunction [see *Warnings and Precautions (5.2)*]
- Hyperammonemic encephalopathy [see *Warnings and Precautions (5.3)*]
- Acute cerebellar syndrome, confusion, disorientation, ataxia, or visual disturbances [see *Warnings and Precautions (5.4)*]
- Grade 3 or 4 diarrhea [see *Warnings and Precautions (5.5)*]
- Grade 2 or 3 palmar-plantar erythrodysesthesia (hand-foot syndrome) [see *Warnings and Precautions (5.6)*]
- Grade 3 or 4 mucositis [see *Warnings and Precautions (5.8)*]
- Grade 4 myelosuppression [see *Warnings and Precautions (5.7)*]

Upon resolution or improvement to Grade 1 diarrhea, mucositis, myelosuppression, or palmar-plantar erythrodysesthesia, resume fluorouracil injection administration at a reduced dose.

There is no recommended dose for resumption of fluorouracil injection administration following development of any of the following adverse reactions:

- Cardiac toxicity
- Hyperammonemic encephalopathy
- Acute cerebellar syndrome, confusion, disorientation, ataxia, or visual disturbances

## 2.7 Preparation for Administration

The 500 mg/10 mL and 1 g/20 mL vial is only intended for preparation in a Pharmacy Admixture Service under appropriate conditions for cytotoxic drugs [see *References (15)*]. Store vial at room temperature. Using aseptic conditions, penetrate the container closure once with a suitable sterile transfer device or dispensing set that allows measured distribution of the contents.

Withdraw the calculated dose for an individual patient into a sterile syringe. Inspect the solution in syringe for particulate matter and discoloration prior to administration or further dilution. **Discard syringe if the solution is discolored or contains particulate matter.**

## 2.8 Administration

Do not administer in the same intravenous line concomitantly with other medicinal products.

For bolus administration, store undiluted fluorouracil in the syringe for up to 4 hours at room temperature (25°C). Administer fluorouracil as an intravenous bolus through an established intravenous line.

Store diluted solutions of fluorouracil for up to 4 hours at room temperature (25°C) prior to administration to the patient. For intravenous infusion regimens, administer through a central venous line using an infusion pump.

## 3 DOSAGE FORMS AND STRENGTHS

Fluorouracil Injection, USP is supplied as a single-dose vial containing 500 mg/10 mL or 1

g/20 mL (50 mg/mL) fluorouracil.

## 4 CONTRAINDICATIONS

None.

## 5 WARNINGS AND PRECAUTIONS

### 5.1 Serious Adverse Reactions from Dihydropyrimidine Dehydrogenase (DPD)-Deficiency

Patients with certain homozygous or compound heterozygous variants in the *DPYD* gene known to result in complete or near complete absence of DPD activity (complete DPD deficiency) are at increased risk for acute early-onset toxicity and serious, including fatal, adverse reactions due to fluorouracil (e.g., mucositis, diarrhea, neutropenia, and neurotoxicity). Patients with partial DPD activity (partial DPD deficiency) may also have increased risk of serious, including fatal, adverse reactions.

Fluorouracil is not recommended for use in patients known to have certain homozygous or compound heterozygous *DPYD* variants that result in complete DPD deficiency.

Withhold or permanently discontinue fluorouracil based on clinical assessment of the onset, duration, and severity of the observed adverse events in patients with evidence of acute early-onset or unusually severe reactions, which may indicate complete DPD deficiency. No fluorouracil dose has been proven safe for patients with complete DPD deficiency. There are insufficient data to recommend a specific dose in patients with partial DPD deficiency.

Consider testing for genetic variants of *DPYD* prior to initiating fluorouracil to reduce the risk of serious adverse reactions if the patient's clinical status permits and based on clinical judgement [see *Clinical Pharmacology* (12.5)]. Serious adverse reactions may still occur even if no *DPYD* variants are identified.

An FDA-authorized test for the detection of genetic variants of *DPYD* to identify patients at risk of serious adverse reactions due to increased systemic exposure to fluorouracil is not currently available. Currently available tests used to identify *DPYD* variants may vary in accuracy and design (e.g., which *DPYD* variant(s) they identify).

### 5.2 Cardiotoxicity

Fluorouracil can cause cardiotoxicity, including angina, myocardial infarction/ischemia, arrhythmia, and heart failure, based on postmarketing reports. Reported risk factors for cardiotoxicity are administration by continuous infusion rather than intravenous bolus and presence of coronary artery disease. Withhold fluorouracil for cardiotoxicity. The risks of resumption of fluorouracil in patients with cardiotoxicity that has resolved have not been established.

### 5.3 Hyperammonemic Encephalopathy

Fluorouracil can cause hyperammonemic encephalopathy in the absence of liver disease or other identifiable cause, based on postmarketing reports. Signs or symptoms of hyperammonemic encephalopathy began within 72 hours after initiation of fluorouracil infusion; these included altered mental status, confusion, disorientation, coma, or ataxia, in the presence of concomitant elevated serum ammonia level. Withhold fluorouracil for hyperammonemic encephalopathy and initiate ammonia-lowering therapy. The risks of resumption of fluorouracil in patients with hyperammonemic encephalopathy that has resolved have not been established.

## **5.4 Neurologic Toxicity**

Fluorouracil can cause neurologic toxicity, including acute cerebellar syndrome and other neurologic events, based on postmarketing reports. Neurologic symptoms included confusion, disorientation, ataxia, or visual disturbances. Withhold fluorouracil for neurologic toxicity. There are insufficient data on the risks of resumption of fluorouracil in patients with neurologic toxicity that has resolved.

## **5.5 Diarrhea**

Fluorouracil can cause severe diarrhea. Withhold fluorouracil for Grade 3 or 4 diarrhea until resolved or decreased in intensity to Grade 1, then resume fluorouracil at a reduced dose. Administer fluids, electrolyte replacement, or antidiarrheal treatments as necessary.

## **5.6 Palmar-Plantar Erythrodysesthesia (Hand-Foot Syndrome)**

Fluorouracil can cause palmar-plantar erythrodysesthesia, also known as hand-foot syndrome (HFS). Symptoms of HFS include a tingling sensation, pain, swelling, and erythema with tenderness, and desquamation. HFS occurs more commonly when fluorouracil is administered as a continuous infusion than when fluorouracil is administered as a bolus injection, and has been reported to occur more frequently in patients with previous exposure to chemotherapy. HFS is generally observed after 8 to 9 weeks of fluorouracil administration but may occur earlier. Institute supportive measures for symptomatic relief of HFS. Withhold fluorouracil administration for Grade 2 or 3 HFS; resume fluorouracil at a reduced dose when HFS is completely resolved or decreased in severity to Grade 1.

## **5.7 Myelosuppression**

Fluorouracil can cause severe and fatal myelosuppression which may include neutropenia, thrombocytopenia, and anemia. The nadir in neutrophil counts commonly occurs between 9 and 14 days after fluorouracil administration. Obtain complete blood counts prior to each treatment cycle, weekly if administered on a weekly or similar schedule, and as needed. Withhold fluorouracil until Grade 4 myelosuppression resolves; resume fluorouracil at a reduced dose when myelosuppression has resolved or improved to Grade 1 in severity.

## **5.8 Mucositis**

Mucositis, stomatitis or esophagopharyngitis, which may lead to mucosal sloughing or ulceration, can occur with fluorouracil.

The incidence is reported to be higher with administration of fluorouracil by intravenous bolus compared with administration by continuous infusion. Withhold fluorouracil administration for Grade 3 or 4 mucositis; resume fluorouracil at a reduced dose once mucositis has resolved or decreased in severity to Grade 1.

## **5.9 Increased Risk of Elevated International Normalized Ratio (INR) with Warfarin**

Clinically significant elevations in coagulation parameters have been reported during concomitant use of warfarin and fluorouracil. Closely monitor patients receiving concomitant coumarin-derivative anticoagulants such as warfarin for INR or prothrombin time in order to adjust the anticoagulant dose accordingly [*see Drug Interactions (7)*].

## **5.10 Embryofetal Toxicity**

Based on its mechanism of action, fluorouracil can cause fetal harm when administered to a pregnant woman. In animal studies, administration of fluorouracil at doses lower

than a human dose of 12 mg/kg caused teratogenicity. If this drug is used during pregnancy, or if the patient becomes pregnant while taking this drug, the patient should be apprised of the potential hazard to a fetus. Advise females of reproductive potential and males with female partners of reproductive potential to use effective contraception during and for 3 months following cessation of therapy with fluorouracil [see *Use in Specific Populations (8.1, 8.6), Clinical Pharmacology (12.1), and Nonclinical Toxicology (13.1)*].

## 6 ADVERSE REACTIONS

The following adverse reactions are discussed in more detail in other sections of the labeling:

- Serious Adverse Reactions from Dihydropyrimidine Dehydrogenase (DPD) Deficiency [see *Warnings and Precautions (5.1)*]
- Cardiotoxicity [see *Warnings and Precautions (5.2)*]
- Hyperammonemic encephalopathy [see *Warnings and Precautions (5.3)*]
- Neurologic toxicity [see *Warnings and Precautions (5.4)*]
- Diarrhea [see *Warnings and Precautions (5.5)*]
- Palmar-plantar erythrodysesthesia (hand-foot syndrome) [see *Warnings and Precautions (5.6)*]
- Myelosuppression [see *Warnings and Precautions (5.7)*]
- Mucositis [see *Warnings and Precautions (5.8)*]
- Increased risk of elevated INR when administered with warfarin [see *Warnings and Precautions (5.9)*]

### 6.2 Postmarketing Experience

The following adverse reactions have been identified during postapproval use of fluorouracil. Because these reactions are reported voluntarily from a population of uncertain size, it is not always possible to reliably estimate their frequency or establish a causal relationship to drug exposure.

*Hematologic:* pancytopenia [see *Warnings and Precautions (5.7)*]

*Gastrointestinal:* gastrointestinal ulceration, nausea, vomiting

*Allergic Reactions:* anaphylaxis and generalized allergic reactions

*Neurologic:* nystagmus, headache

*Dermatologic:* dry skin; fissuring; photosensitivity, as manifested by erythema or increased pigmentation of the skin; vein pigmentation

*Ophthalmic:* lacrimal duct stenosis, visual changes, lacrimation, photophobia

*Psychiatric:* euphoria

*Miscellaneous:* thrombophlebitis, epistaxis, nail changes (including loss of nails)

## 7 DRUG INTERACTIONS

### 7.1 Anticoagulants and CYP 2C9 Substrates

Elevated coagulation times have been reported in patients taking fluorouracil concomitantly with warfarin. While pharmacokinetic data are not available to assess the effect of fluorouracil administration on warfarin pharmacokinetics, the elevation of coagulation times that occurs with the fluorouracil prodrug capecitabine is accompanied by an increase in warfarin concentrations. Thus, the interaction may be due to inhibition of cytochrome P450 2C9 by fluorouracil or its metabolites.

## **8 USE IN SPECIFIC POPULATIONS**

### **8.1 Pregnancy**

#### **Pregnancy Category D**

##### *Risk Summary*

There are no adequate and well-controlled studies with fluorouracil in pregnant women. Based on its mechanism of action, fluorouracil can cause fetal harm when administered to a pregnant woman. Administration of fluorouracil to rats and mice during selected periods of organogenesis, at doses lower than a human dose of 12 mg/kg, caused embryoletality and teratogenicity. Malformations included cleft palate and skeletal defects. In monkeys, maternal doses of fluorouracil higher than an approximate human dose of 12 mg/kg resulted in abortion. If this drug is used during pregnancy, or if the patient becomes pregnant while taking this drug, apprise the patient of the potential hazard to a fetus [see *Clinical Pharmacology (12.1)*].

##### *Animal Data*

Malformations including cleft palate, skeletal defects and deformed appendages (paws and tails) were observed when fluorouracil was administered by intraperitoneal injection to mice at doses at or above 10 mg/kg (approximately 0.06 times a human dose of 12 mg/kg on a mg/m<sup>2</sup> basis) for 4 days during the period of organogenesis. Similar results were observed in hamsters administered fluorouracil intramuscularly at doses lower than those administered in commonly used clinical treatment regimens. In rats, administration of fluorouracil by intraperitoneal injection at doses greater than 15 mg/kg (approximately 0.2 times a human dose of 12 mg/kg on a mg/m<sup>2</sup> basis) for a single day during organogenesis resulted in delays in growth and malformations including microanophthalmos. In monkeys, administration of fluorouracil during organogenesis at doses approximately equal to a human dose of 12 mg/kg on a mg/m<sup>2</sup> basis resulted in abortion; at a 50% lower dose, resorptions and decreased fetal body weights were reported.

### **8.3 Nursing Mothers**

It is not known whether fluorouracil or its metabolites are present in human milk. Because many drugs are present in human milk and because of the potential for serious adverse reactions in nursing infants from fluorouracil, a decision should be made whether to discontinue nursing or to discontinue the drug, taking into account the importance of the drug to the mother.

### **8.4 Pediatric Use**

The safety and effectiveness in pediatric patients have not been established.

### **8.5 Geriatric Use**

Reported clinical experience has not identified differences in safety or effectiveness between the elderly and younger patients.

### **8.6 Females and Males of Reproductive Potential**

#### *Contraception*

##### Females

Based on its mechanism of action, fluorouracil can cause fetal harm when administered to a pregnant woman. Advise females of reproductive potential to use effective contraception during treatment with fluorouracil and for up to 3 months following cessation of therapy [see *Use in Specific Populations (8.1)*].



## Males

Fluorouracil may damage spermatozoa. Advise males with female partners of reproductive potential to use effective contraception during and for 3 months following cessation of therapy with fluorouracil [see *Nonclinical Toxicology (13.1)*].

## *Infertility*

## Females

Advise females of reproductive potential that, based on animal data, fertility may be impaired while receiving fluorouracil [see *Nonclinical Toxicology (13.1)*].

## Males

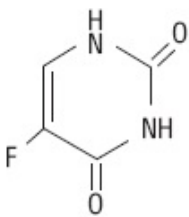
Advise males of reproductive potential that, based on animal data, fertility may be impaired while receiving fluorouracil [see *Nonclinical Toxicology (13.1)*].

## **10 OVERDOSAGE**

Administer uridine triacetate within 96 hours following the end of fluorouracil infusion for management of fluorouracil overdose.

## **11 DESCRIPTION**

Fluorouracil Injection, USP a nucleoside metabolic inhibitor, is a colorless to yellow, aqueous, sterile, nonpyrogenic injectable solution available in a single-dose vial, a sterile preparation for intravenous administration. Each mL contains 50 mg fluorouracil in water for injection, USP. The pH is adjusted to 8.6 to 9.4 with sodium hydroxide. Chemically, fluorouracil, a fluorinated pyrimidine, is 5-fluoro-2,4 (1*H*,3*H*)-pyrimidinedione. Its structural formula is:



Molecular formula: C<sub>4</sub>H<sub>3</sub>FN<sub>2</sub>O<sub>2</sub>

Molecular weight: 130.08 g/mole

## **12 CLINICAL PHARMACOLOGY**

### **12.1 Mechanism of Action**

Fluorouracil is a nucleoside metabolic inhibitor that interferes with the synthesis of deoxyribonucleic acid (DNA) and to a lesser extent inhibits the formation of ribonucleic acid (RNA); these affect rapidly growing cells and may lead to cell death. Fluorouracil is converted to three main active metabolites: 5-fluoro-2'-deoxyuridine-5'-monophosphate

(FdUMP), 5-fluorouridine-5'-triphosphate (FUTP) and 5-fluoro-2'-deoxyuridine-5'-triphosphate (FdUTP). These metabolites have several effects including the inhibition of thymidylate synthase by FdUMP, incorporation of FUTP into RNA and incorporation of FdUTP into DNA.

### 12.3 Pharmacokinetics

#### *Distribution*

Following bolus intravenous injection, fluorouracil distributes throughout the body including the intestinal mucosa, bone marrow, liver, cerebrospinal fluid and brain tissue.

#### *Elimination*

Following bolus intravenous injection, 5 to 20% of the parent drug is excreted unchanged in the urine in six hours. The remaining percentage of the administered dose is metabolized, primarily in the liver. The metabolites of fluorouracil (e.g., urea and  $\alpha$ -fluoro- $\beta$ -alanine) are excreted in the urine over 3 to 4 hours.

Following bolus intravenous injection of fluorouracil, as a single agent, the elimination half-life increased with dose from 8 to 20 minutes.

### 12.5 Pharmacogenomics

The *DPYD* gene encodes the enzyme DPD, which is responsible for the catabolism of >80% of fluorouracil. Approximately 3 to 5% of White populations have partial DPD deficiency and 0.2% of White populations have complete DPD deficiency, which may be due to certain genetic no function or decreased function variants in *DPYD* resulting in partial to complete or near complete absence of enzyme activity. DPD deficiency is estimated to be more prevalent in Black or African American populations compared to White populations. Insufficient information is available to estimate the prevalence of DPD deficiency in other populations.

Patients who are homozygous or compound heterozygous for no function *DPYD* variants (i.e., carry two no function *DPYD* variants) or are compound heterozygous for a no function *DPYD* variant plus a decreased function *DPYD* variant have complete DPD deficiency and are at increased risk for acute early-onset of toxicity and serious life-threatening, or fatal adverse reactions due to increased systemic exposure to fluorouracil. Partial DPD deficiency can result from the presence of either two decreased function *DPYD* variants or one normal function plus either a decreased function or a no function *DPYD* variant. Patients with partial DPD deficiency may also be at an increased risk for toxicity from fluorouracil.

Four *DPYD* variants have been associated with impaired DPD activity in White populations, especially when present as homozygous or compound heterozygous variants: c.1905+1G>A (*DPYD* \*2A), c.1679T>G (*DPYD* \*13), c.2846A>T, and c.1129-5923C>G (Haplotype B3). *DPYD*\*2A and *DPYD*\*13 are no function variants, and c.2846A>T and c.1129-5923C>G are decreased function variants. The decreased function *DPYD* variant c.557A>G is observed in individuals of African ancestry. This is not a complete listing of all *DPYD* variants that may result in DPD deficiency

[see *Warnings and Precautions* (5.1)].

## 13 NONCLINICAL TOXICOLOGY

### 13.1 Carcinogenesis, Mutagenesis, Impairment of Fertility

Carcinogenicity studies have not been performed with fluorouracil. Fluorouracil was mutagenic *in vitro* in the bacterial reverse mutation (Ames) assay and induced chromosomal aberrations in hamster fibroblasts *in vitro* and in mouse bone marrow in the *in vivo* mouse micronucleus assay.

Administration of fluorouracil intraperitoneally to male rats at dose levels equal to or greater than 1.7-fold the human dose of 12 mg/kg induced chromosomal aberrations in spermatogonia and inhibition of spermatogonia differentiation resulting in transient infertility. In female rats, intraperitoneal administration of fluorouracil during the pre-ovulatory phases of oogenesis at dose levels equal to or greater than 0.33 times a human dose of 12 mg/kg resulted in decreased incidence of fertile matings, increased preimplantation loss, and fetotoxicity.

## 15 REFERENCES

“OSHA Hazardous Drugs.” *OSHA*.

<http://www.osha.gov/SLTC/hazardousdrugs/index.html>

## 16 HOW SUPPLIED/STORAGE AND HANDLING

### 16.1 How Supplied

Fluorouracil Injection, USP is supplied in a single-dose vial available in a box containing one vial, as listed below:

- NDC 55150-496-01 50 mg/mL in 10 mL single-dose, flip-top vials individually boxed.
- NDC 55150-496-10 50 mg/mL in 10 individually boxed vials in an outer carton.
- NDC 55150-497-01 50 mg/mL in 20 mL single-dose, flip-top vials individually boxed.
- NDC 55150-497-10 50 mg/mL in 10 individually boxed vials in an outer carton.

### 16.2 Storage

Store at 20° to 25°C (68° to 77°F) [see USP Controlled Room Temperature]. Protect from light. Retain in carton until time of use. DO NOT FREEZE.

Fluorouracil is a cytotoxic drug. Follow applicable special handling and disposable procedures [see *References (15)*]. Also available as pharmacy bulk pack vials as follows:

- NDC 55150-498-01: one box with one vial, containing 2.5 g/50 mL (50 mg/mL) fluorouracil
- NDC 55150-499-01: one box with one vial, containing 5 g/100 mL (50 mg/mL) fluorouracil

The vial stopper is not made with natural rubber latex.

## 17 PATIENT COUNSELING INFORMATION

Advise:

- Inform patients of the potential for serious and life-threatening adverse reactions due to DPD deficiency and discuss with your patient whether they should be tested for genetic variants of *DPYD* that are associated with an increased risk of serious adverse reactions from the use of fluorouracil. Advise patients to immediately contact their healthcare provider if symptoms of severe mucositis, diarrhea, neutropenia, and neurotoxicity occur [see *Warnings and Precautions (5.1)* and *Clinical Pharmacology (12.5)*].
- Patients of the risk of cardiotoxicity. Advise patients to immediately contact their healthcare provider or to go to an emergency room for new onset of chest pain, shortness of breath, dizziness, or lightheadedness [see *Warnings and Precautions*

(5.2)].

- Patients to immediately contact their healthcare provider or go to an emergency room for new onset of confusion, disorientation, or otherwise altered mental status; difficulty with balance or coordination; or visual disturbances [see *Warnings and Precautions* (5.3, 5.4)].
- Patients to contact their healthcare provider for severe diarrhea or for painful mouth sores with decreased oral intake of food or fluids [see *Warnings and Precautions* (5.5,5.8)].
- Patients to contact their healthcare provider for tingling or burning, redness, flaking, swelling, blisters, or sores on the palms of their hands or soles of their feet [see *Warnings and Precautions* (5.6)].
- Patients of the importance of keeping appointments for blood tests. Instruct patients to monitor their temperature on a daily basis and to immediately contact their healthcare provider for fever or other signs of infection [see *Warnings and Precautions* (5.7)].
- Patients to notify their healthcare provider of all drugs they are taking, including warfarin or other coumarin-derivative anticoagulants. Advise patients of the importance of keeping appointments for blood tests [see *Warnings and Precautions* (5.9)].
- Females of reproductive potential and males with female partners of reproductive potential to use effective contraception during treatment with fluorouracil and for up to 3 months after the last dose of fluorouracil. Instruct female patients to contact their healthcare provider if they become pregnant, if pregnancy occurs during fluorouracil treatment or during the 3 months following the last dose [see *Warnings and Precautions* (5.10), *Use in Specific Populations* (8.1 and 8.6), and *Nonclinical Toxicology* (13.1)].
- Females and males of reproductive potential may have impaired fertility while receiving fluorouracil, based on animal data [see *Use in Specific Populations* (8.6) and *Nonclinical Toxicology* (13.1)].
- Nursing mothers to discontinue nursing [see *Use in Specific Populations* (8.3)].

Distributed by:

**Eugia US LLC**

279 Princeton-Hightstown Rd.

E. Windsor, NJ 08520

Manufactured by:

**Eugia Pharma Specialities Limited**

Hyderabad - 500032

India

**PACKAGE LABEL-PRINCIPAL DISPLAY PANEL - 500 mg/10 mL (50 mg/mL) -  
Container Label**

**Rx only**

**NDC 55150-496-01**

**Fluorouracil**

**Injection, USP**

**500 mg/10 mL**

(50 mg/mL)

**For Intravenous Use Only**

**CYTOTOXIC AGENT**

**Sterile**

**10 mL Single-Dose Vial**

**eugia**

Rx only NDC 55150-496-01

**Fluorouracil  
Injection, USP  
500 mg/10 mL**

(50 mg/mL)

For Intravenous Use Only

CYTOTOXIC AGENT

Sterile 10 mL Single-Dose Vial

eugia

Store at 20°C to 25°C (68°F to 77°F) [see USP Controlled Room Temperature].  
DO NOT FREEZE. PROTECT FROM LIGHT. Retain in carton until time of use.  
If a precipitate occurs due to exposure to low temperatures, resolubilize by  
heating to 140°F with vigorous shaking; allow to cool to body temperature  
before using. Discard Unused Portion. **Usual Dosage:** See package insert.  
The vial stopper is not made with natural rubber latex. **Each mL contains:**  
**Active:** Fluorouracil 50 mg; **Inactive:** Sodium Hydroxide added q.s. to  
adjust pH between 8.6 to 9.4; **Preservative:** None.  
Mfd. in India for: **Eugia US LLC**  
E. Windsor, NJ 08520

P1432988

Code: TS/DRUGS/24/2015



**PACKAGE LABEL-PRINCIPAL DISPLAY PANEL - 500 mg/10 mL (50 mg/mL) -  
Container-Carton (Mono Carton)**

Rx only NDC 55150-496-01

**Fluorouracil  
Injection, USP  
500 mg/10 mL**

(50 mg/mL)

For Intravenous Use

CYTOTOXIC AGENT

Sterile 10 mL Single-Dose Vial

eugia



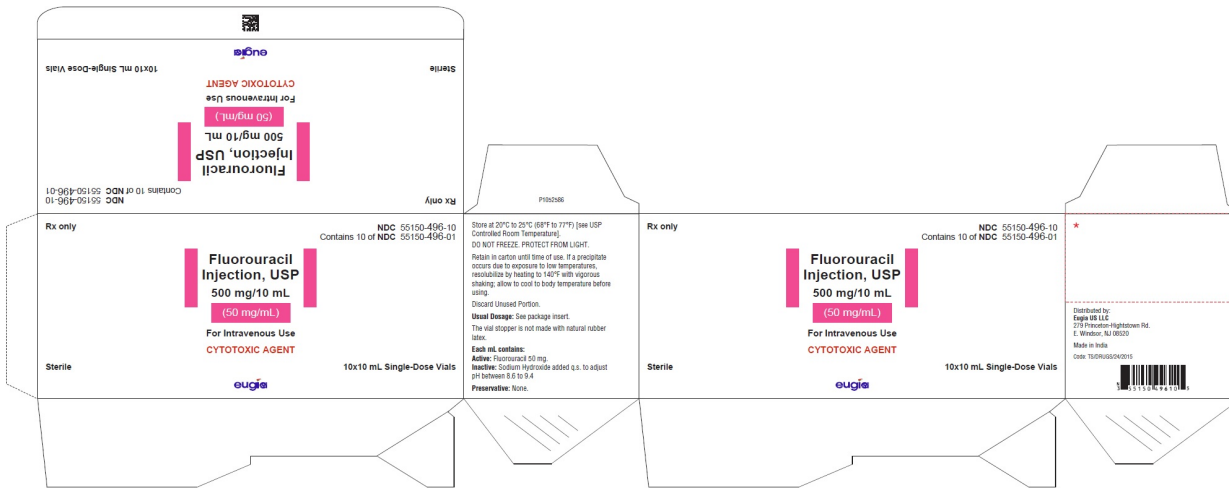
**PACKAGE LABEL-PRINCIPAL DISPLAY PANEL - 500 mg/10 mL (50 mg/mL) - Container-Carton (10 Vials)**

**Rx only** **NDC 55150-496-10**  
 Contains 10 of **NDC 55150-496-01**

**Fluorouracil  
 Injection, USP  
 500 mg/10 mL  
 (50 mg/mL)**

**For Intravenous Use  
 CYTOTOXIC AGENT**

**Sterile 10x10 mL Single-Dose Vials  
 Eugia**




**PACKAGE LABEL-PRINCIPAL DISPLAY PANEL - 1 g/20 mL (50 mg/mL) - Container Label**

**Rx only**                      **NDC 55150-497-01**  
**Fluorouracil**  
**Injection, USP**  
**1 g/20 mL**  
**(50 mg/mL)**  
**For Intravenous Use Only**  
**CYTOTOXIC AGENT**  
**Sterile**                      **20 mL Single-Dose Vial**  
**eugia**

Rx only                      NDC 55150-497-01  
**Fluorouracil**  
**Injection, USP**  
**1 g/20 mL**  
**(50 mg/mL)**  
**For Intravenous Use Only**  
**CYTOTOXIC AGENT**  
**Sterile**                      **20 mL Single-Dose Vial**  
**eugia**

Store at 20°C to 25°C (68°F to 77°F) [see USP Controlled Room Temperature]. **DO NOT FREEZE. PROTECT FROM LIGHT.** Retain in carton until time of use. If a precipitate occurs due to exposure to low temperatures, resolubilize by heating to 140°F with vigorous shaking; allow to cool to body temperature before using. Discard Unused Portion.  
**Usual Dosage:** See package insert. The vial stopper is not made with natural rubber latex.  
**Each mL contains: Active:** Fluorouracil 50 mg; **Inactive:** Sodium Hydroxide added q.s. to adjust pH between 8.6 to 9.4;  
**Preservative:** None.

Mfd. in India for:  
**Eugia US LLC**  
 E. Windsor, NJ 08520  
 Code: TS/DRUGS/24/2015



P1432989

**PACKAGE LABEL-PRINCIPAL DISPLAY PANEL - 1 g/20 mL (50 mg/mL) - Container-Carton (Mono Carton)**

**Rx only**                      **NDC 55150-497-01**  
**Fluorouracil**  
**Injection, USP**  
**1 g/20 mL**  
**(50 mg/mL)**  
**For Intravenous Use**  
**CYTOTOXIC AGENT**  
**Sterile**                      **20 mL Single-Dose Vial**  
**eugia**



**PACKAGE LABEL-PRINCIPAL DISPLAY PANEL - 1 g/20 mL (50 mg/mL) - Container-Carton (10 Vials)**

**Rx only** NDC 55150-497-10  
Contains 10 of NDC 55150-497-01

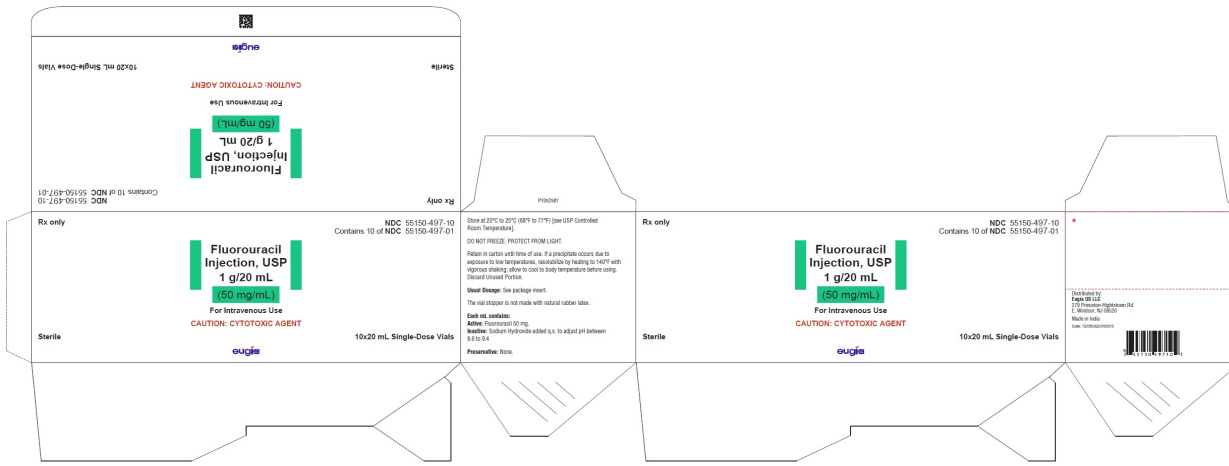
**Fluorouracil Injection, USP**  
**1 g/20 mL**  
(50 mg/mL)

**For Intravenous Use**

**CAUTION: CYTOTOXIC AGENT**

**Sterile 10x20 mL Single-Dose Vials**  
**eugia**





## FLUOROURACIL

fluorouracil injection, solution

Product Information				
<b>Product Type</b>	HUMAN PRESCRIPTION DRUG	<b>Item Code (Source)</b>	NDC:55150-496	
<b>Route of Administration</b>	INTRAVENOUS			
Active Ingredient/Active Moiety				
Ingredient Name	Basis of Strength	Strength		
FLUOROURACIL (UNII: U3P01618RT) (FLUOROURACIL - UNII:U3P01618RT)	FLUOROURACIL	50 mg in 1 mL		
Inactive Ingredients				
Ingredient Name	Strength			
SODIUM HYDROXIDE (UNII: 55X04QC32I)				
WATER (UNII: 059QF0K00R)				
Packaging				
#	Item Code	Package Description	Marketing Start Date	Marketing End Date
1	NDC:55150-496-10	10 in 1 CARTON	04/08/2022	
1	NDC:55150-496-01	10 mL in 1 VIAL, SINGLE-DOSE; Type 0: Not a Combination Product		
Marketing Information				
Marketing Category	Application Number or Monograph Citation	Marketing Start Date	Marketing End Date	
ANDA	ANDA202668	04/08/2022		

## FLUOROURACIL

fluorouracil injection, solution

Product Information			
<b>Product Type</b>	HUMAN PRESCRIPTION DRUG	<b>Item Code (Source)</b>	NDC:55150-497

<b>Route of Administration</b>	INTRAVENOUS			
<b>Active Ingredient/Active Moiety</b>				
	<b>Ingredient Name</b>	<b>Basis of Strength</b>	<b>Strength</b>	
	FLUOROURACIL (UNII: U3P01618RT) (FLUOROURACIL - UNII:U3P01618RT)	FLUOROURACIL	50 mg in 1 mL	
<b>Inactive Ingredients</b>				
	<b>Ingredient Name</b>	<b>Strength</b>		
	SODIUM HYDROXIDE (UNII: 55X04QC32I)			
	WATER (UNII: 059QF0K00R)			
<b>Packaging</b>				
<b>#</b>	<b>Item Code</b>	<b>Package Description</b>	<b>Marketing Start Date</b>	<b>Marketing End Date</b>
1	NDC:55150-497-10	10 in 1 CARTON	04/08/2022	
1	NDC:55150-497-01	20 mL in 1 VIAL, SINGLE-DOSE; Type 0: Not a Combination Product		
<b>Marketing Information</b>				
<b>Marketing Category</b>	<b>Application Number or Monograph Citation</b>	<b>Marketing Start Date</b>	<b>Marketing End Date</b>	
ANDA	ANDA202668	04/08/2022		

**Labeler** - Eugia US LLC (968961354)

<b>Establishment</b>			
<b>Name</b>	<b>Address</b>	<b>ID/FEI</b>	<b>Business Operations</b>
Mylan Laboratories Limited		676159830	ANALYSIS(55150-496, 55150-497) , STERILIZE(55150-496, 55150-497) , LABEL(55150-496, 55150-497) , MANUFACTURE(55150-496, 55150-497) , PACK(55150-496, 55150-497)

<b>Establishment</b>			
<b>Name</b>	<b>Address</b>	<b>ID/FEI</b>	<b>Business Operations</b>
EUGIA Pharma Specialities Limited		872201704	ANALYSIS(55150-496, 55150-497) , MANUFACTURE(55150-496, 55150-497) , PACK(55150-496, 55150-497)

Revised: 4/2024

Eugia US LLC