

LIRAGLUTIDE- liraglutide injection, solution
Hybio Pharmaceutical Co., Ltd. (Pingshan Factory)

Liraglutide injection is indicated:

- as an adjunct to diet and exercise to improve glycemic control in adults and pediatric patients aged 10 years and older with type 2 diabetes mellitus

Limitations of Use:

Liraglutide injection should not be used in patients with type 1 diabetes mellitus. Liraglutide injection contains liraglutide and should not be coadministered with other liraglutide-containing products.

2.1 Recommended Dosage

Adult Patients

- The recommended starting dosage of liraglutide injection is 0.6 mg injected subcutaneously once daily for one week. The 0.6 mg once daily dosage is intended to reduce gastrointestinal symptoms [see Adverse Reactions (6.1)] during initial titration and is not effective for glycemic control in adults.
- After one week at the 0.6 mg once daily dosage, increase the dosage to 1.2 mg injected subcutaneously once daily.
- If additional glycemic control is required, increase the dosage to the maximum recommended dosage of 1.8 mg injected subcutaneously once daily after at least one week of treatment with the 1.2 mg once daily dosage.

Pediatric Patients Aged 10 Years and Older

- The recommended starting dosage of liraglutide injection is 0.6 mg injected subcutaneously once daily.
- If additional glycemic control is required, increase the dosage in 0.6 mg increments after at least one week on the current dosage.
- The maximum recommended dosage is 1.8 mg injected subcutaneously once daily.

2.2 Recommendations Regarding Missed Dose

- Instruct patients who miss a dose of liraglutide injection to resume the once -daily dosage regimen as prescribed with the next scheduled dose. Do not administer an extra dose or increase the dose to make up for the missed dose.
- If more than 3 days have elapsed since the last liraglutide injection dose, reinstate liraglutide injection at 0.6 mg once daily to mitigate any gastrointestinal symptoms associated with reinitiation of treatment. Upon reinitiation, liraglutide injection should be titrated at the discretion of the healthcare provider.

2.3 Important Administration Instructions

- Inspect visually prior to each injection. Only use if solution is clear, colorless, and contains no particles.
- Inject liraglutide injection subcutaneously once daily at any time of day, independently of meals.
- Inject liraglutide injection subcutaneously in the abdomen, thigh or upper arm. No dosage adjustment is needed if

changing the injection site and/or timing.

- Rotate injection sites within the same region in order to reduce the risk of cutaneous amyloidosis [see Adverse Reactions (6.2)].
- When using liraglutide injection with insulin, administer as separate injections. Never mix. It is acceptable to inject liraglutide injection and insulin in the same body region but the injections should not be adjacent to each other.

Injection: 18 mg/3 mL (6 mg/mL) clear, colorless solution in a pre-filled, single-patient-use pen that delivers doses of 0.6 mg, 1.2 mg, or 1.8 mg.

Liraglutide injection is contraindicated in patients with a:

- personal or family history of medullary thyroid carcinoma (MTC) or in patients with Multiple Endocrine Neoplasia syndrome type 2 (MEN 2) [see Warnings and Precautions (5.1)].
- serious hypersensitivity reaction to liraglutide or to any of the excipients in liraglutide injection. Serious hypersensitivity reactions including anaphylactic reactions and angioedema have been reported with liraglutide injection [see Warnings and Precautions (5.6)].

5.1 Risk of Thyroid C-cell Tumors

Liraglutide causes dose-dependent and treatment-duration-dependent thyroid C-cell tumors (adenomas and/or carcinomas)

at clinically relevant exposures in both genders of rats and mice [see Nonclinical Toxicology (13.1)]. Malignant thyroid C-cell

carcinomas were detected in rats and mice. It is unknown whether liraglutide injection will cause thyroid C-cell

tumors, including medullary thyroid carcinoma (MTC), in humans, as the human relevance of liraglutide-induced rodent thyroid C-cell tumors has not been determined.

Cases of MTC in patients treated with liraglutide injection have been reported in the postmarketing period; the data in

these reports are insufficient to establish or exclude a causal relationship between MTC and liraglutide injection use in humans.

Liraglutide injection is contraindicated in patients with a personal or family history of MTC or in patients with MEN 2.

Counsel patients regarding the potential risk for MTC with the use of liraglutide injection and inform them of symptoms

of thyroid tumors (e.g., a mass in the neck, dysphagia, dyspnea, persistent hoarseness).

Routine monitoring of serum calcitonin or using thyroid ultrasound is of uncertain value for early detection of MTC in

patients treated with liraglutide injection. Such monitoring may increase the risk of unnecessary procedures, due to low

test specificity for serum calcitonin and a high background incidence of thyroid disease. Significantly elevated serum

calcitonin may indicate MTC and patients with MTC usually have calcitonin values >50

ng/L. If serum calcitonin is measured and found to be elevated, the patient should be further evaluated. Patients with thyroid nodules noted on physical examination or neck imaging should also be further evaluated.

5.2 Pancreatitis

Based on spontaneous postmarketing reports, acute pancreatitis, including fatal and non-fatal hemorrhagic or necrotizing pancreatitis, has been observed in patients treated with liraglutide injection. After initiation of liraglutide injection, observe patients carefully for signs and symptoms of pancreatitis (including persistent severe abdominal pain, sometimes radiating to the back and which may or may not be accompanied by vomiting). If pancreatitis is suspected, liraglutide injection should promptly be discontinued and appropriate management should be initiated. If pancreatitis is confirmed, liraglutide injection should not be restarted.

In glycemic control trials of liraglutide injection, there have been 13 cases of pancreatitis among liraglutide injection-treated patients and 1 case in a comparator (glimepiride) treated patient (2.7 vs. 0.5 cases per 1,000 patient-years). Nine of the 13 cases with liraglutide injection were reported as acute pancreatitis and four were reported as chronic pancreatitis. In one case in a liraglutide injection-treated patient, pancreatitis, with necrosis, was observed and led to death; however clinical causality could not be established. Some patients had other risk factors for pancreatitis, such as a history of cholelithiasis or alcohol abuse.

Liraglutide injection has been studied in a limited number of patients with a history of pancreatitis. It is unknown if patients with a history of pancreatitis are at higher risk for development of pancreatitis on liraglutide injection.

5.3 Never Share a Liraglutide Injection Pen Between Patients

Liraglutide injection pens must never be shared between patients, even if the needle is changed. Pen-sharing poses a risk for transmission of blood-borne pathogens.

5.4 Hypoglycemia

Adult patients receiving liraglutide injection in combination with an insulin secretagogue (e.g., sulfonylurea) or insulin may have an increased risk of hypoglycemia, including severe hypoglycemia. In pediatric patients 10 years of age and older, the risk of hypoglycemia was higher with liraglutide injection regardless of insulin and/or metformin use. [see Adverse Reactions (6.1), Drug Interactions (7.2)].

The risk of hypoglycemia may be lowered by a reduction in the dose of sulfonylurea (or other concomitantly administered insulin secretagogues) or insulin. Inform patients using these concomitant medications and pediatric patients of the risk of hypoglycemia and educate them on the signs and symptoms of hypoglycemia.

5.5 Acute Kidney Injury

Liraglutide injection has not been found to be directly nephrotoxic in animal studies or

clinical trials.

There have been postmarketing reports of acute renal failure and worsening of chronic renal failure, which may sometimes require hemodialysis in liraglutide injection-treated patients [see Adverse Reactions (6.2)]. Some of these events were reported in patients without known underlying renal disease. A majority of the reported events occurred in patients who had experienced nausea, vomiting, diarrhea, or dehydration [see Adverse Reactions (6.1)]. Some of the reported events occurred in patients receiving one or more medications known to affect renal function or hydration status.

Altered renal function has been reversed in many of the reported cases with supportive treatment and discontinuation of potentially causative agents, including liraglutide injection. Use caution when initiating or escalating doses of liraglutide injection in patients with renal impairment [see Use in Specific Populations (8.6)].

5.6 Hypersensitivity Reactions

There have been postmarketing reports of serious hypersensitivity reactions (e.g., anaphylactic reactions and angioedema) in patients treated with liraglutide injection [see Adverse Reactions (6.2)]. If a hypersensitivity reaction occurs, discontinue liraglutide injection; treat promptly per standard of care, and monitor until signs and symptoms resolve.

Anaphylaxis and angioedema have been reported with other GLP-1 receptor agonists. Use caution in a patient with a history of anaphylaxis or angioedema with another GLP-receptor agonist because it is unknown whether such patients will be predisposed to these reactions with liraglutide injection. Liraglutide injection is contraindicated in patients who have had a serious hypersensitivity reaction to liraglutide or any of the excipients in liraglutide injection [see Contraindications (4)].

5.7 Acute Gallbladder Disease

Acute events of gallbladder disease such as cholelithiasis or cholecystitis have been reported in GLP-1 receptor agonist trials and postmarketing. If cholelithiasis is suspected, gallbladder studies and appropriate clinical follow-up are indicated [see Adverse Reactions (6.1)].

5.8 Pulmonary Aspiration During General Anesthesia or Deep Sedation

Liraglutide injection delays gastric emptying [see Clinical Pharmacology (12.2)]. There have been rare postmarketing reports of pulmonary aspiration in patients receiving GLP-1 receptor agonists undergoing elective surgeries or procedures requiring general anesthesia or deep sedation who had residual gastric contents despite reported adherence to preoperative fasting recommendations.

Available data are insufficient to inform recommendations to mitigate the risk of pulmonary aspiration during general anesthesia or deep sedation in patients taking liraglutide injection, including whether modifying preoperative fasting recommendations or temporarily discontinuing liraglutide injection could reduce the incidence of retained

gastric contents. Instruct patients to inform healthcare providers prior to any planned surgeries or procedures if they are taking liraglutide injection.

The following serious adverse reactions are described below or elsewhere in the prescribing information:

- Risk of Thyroid C-cell Tumors [see Warnings and Precautions (5.1)]
- Pancreatitis [see Warnings and Precautions (5.2)]
- Hypoglycemia [see Warnings and Precautions (5.4)]
- Acute Kidney Injury [see Warnings and Precautions (5.5)]
- Hypersensitivity Reactions [see Warnings and Precautions (5.6)]
- Acute Gallbladder Disease [see Warnings and Precautions (5.7)]

- Pulmonary Aspiration During General Anesthesia or Deep Sedation [see Warnings and Precautions (5.8)]

6.1 Clinical Trials Experience

Because clinical trials are conducted under widely varying conditions, adverse reaction rates observed in the clinical trials of a drug cannot be directly compared to rates in the clinical trials of another drug and may not reflect the rates observed in practice.

Common Adverse Reactions

The safety of liraglutide injection in patients with type 2 diabetes mellitus was evaluated in 5 glycemic control, placebocontrolled trials in adults and one trial of 52 weeks duration in pediatric patients 10 years of age and older [see Clinical Studies (14.1)]. The data in Table 1 reflect exposure of 1,673 adult patients to liraglutide injection and a mean duration of exposure to liraglutide injection of 37.3 weeks. The mean age of adult patients was 58 years, 4% were 75 years or older and 54% were male. The population was 79% White, 6% Black or African American, 13% Asian; 4% were of Hispanic or Latino ethnicity. At baseline the population had diabetes for an average of 9 years and a mean HbA1c of 8.4%. Baseline estimated renal function was normal or mildly impaired in 88% and moderately impaired in 12% of the pooled population.

Table 1 shows common adverse reactions in adults, excluding hypoglycemia, associated with the use of liraglutide injection for the treatment of type 2 diabetes mellitus. These adverse reactions occurred more commonly on liraglutide injection than on placebo and occurred in at least 5% of patients treated with liraglutide injection. Overall, the type, and severity of adverse reactions in pediatric patients 10 years of age and older and above were comparable to that observed in the adult population.

Table 1 Adverse reactions reported in \geq 5% of Adult Patients Treated with Liraglutide Injection for Type 2

	Placebo N=661	Liraglutide 1.2 mg N= 645	Liraglutide 1.8 mg N= 1024
Adverse Reaction	(%)	(%)	(%)
Nausea	5	18	20
Diarrhea	4	10	12
Headache	7	11	10
Nasopharyngitis	8	9	10
Vomiting	2	6	9
Decreased appetite	1	10	9
Dyspepsia	1	4	7
Upper Respiratory Tract Infection	6	7	6
Constipation	1	5	5
Back Pain	3	4	5

Cumulative proportions were calculated combining studies using Cochran-Mantel-Haenszel weights.

In an analysis of placebo- and active-controlled trials, the types and frequency of common adverse reactions, excluding hypoglycemia, were similar to those listed in Table 1.

Other Adverse Reactions

Gastrointestinal Adverse Reactions

In the pool of 5 glycemic control, placebo-controlled adult clinical trials, withdrawals due to gastrointestinal adverse reactions, occurred in 4.3% of liraglutide injection-treated patients and 0.5% of placebo-treated patients. Withdrawal due to gastrointestinal adverse events mainly occurred during the first 2 to 3 months of the trials.

Injection site reactions

Injection site reactions (e.g., injection site rash, erythema) were reported in approximately 2% of liraglutide injection-treated adult patients in the five double-blind, glycemic control trials of at least 26 weeks duration. Less than 0.2% of liraglutide injection-treated patients discontinued due to injection site reactions.

Hypoglycemia

In 5 adult glycemic control, placebo-controlled clinical trials of at least 26 weeks duration, hypoglycemia requiring the assistance of another person for treatment occurred in 8 liraglutide injection-treated patients (7.5 events per 1,000 patient-years). Of these 8 liraglutide injection-treated patients, 7 patients were concomitantly using a sulfonylurea.

Table 2 Adult Incidence (%) and Rate (episodes/patient year) of Hypoglycemia in 26-Week Combination Therapy Placebo-controlled Trials

	Placebo Comparator	Liraglutide Injection Treatment
Add-on to Metformin	Placebo + Metformin (N = 121)	Liraglutide Injection + Metformin (N = 724)
Patient not able to self-treat	0	0.1 (0.001)
Patient able to self-treat	2.5 (0.06)	3.6 (0.05)
Add-on to Glimepiride	Placebo + Glimepiride (N = 114)	Liraglutide Injection + Glimepiride (N = 695)
Patient not able to self-treat	0	0.1 (0.003)
Patient able to self-treat	2.6 (0.17)	7.5 (0.38)
Not classified	0	0.9 (0.05)
Add-on to Metformin + Rosiglitazone	Placebo + Metformin + Rosiglitazone (N = 175)	Liraglutide Injection + Metformin + Rosiglitazone (N = 355)
Patient not able to self-treat	0	0
Patient able to self-treat	4.6 (0.15)	7.9 (0.49)
Not classified	1.1 (0.03)	0.6 (0.01)
Add-on to Metformin + Glimepiride	Placebo + Metformin + Glimepiride (N = 114)	Liraglutide Injection + Metformin + Glimepiride (N = 230)
Patient not able to self-treat	0	2.2 (0.06)
Patient able to self-treat	16.7 (0.95)	27.4 (1.16)
Not classified	0	0

“Patient not able to self-treat” is defined as an event requiring the assistance of another person for treatment.

In a 26-week placebo-controlled clinical trial in pediatric patients 10 years of age and older with a 26-week open-label extension, 21.2% of liraglutide injection-treated patients (mean age 14.6 years) with type 2 diabetes mellitus, had hypoglycemia with a blood glucose <54 mg/dL with or without symptoms (335 events per 1,000 patient years). No severe hypoglycemic episodes occurred in the liraglutide injection treatment group (severe hypoglycemia was defined as an episode requiring assistance of another person to actively administer carbohydrate, glucagon, or other resuscitative actions).

Papillary thyroid carcinoma

In adult glycemic control trials of liraglutide injection, there were 7 reported cases of papillary thyroid carcinoma in patients treated with liraglutide injection and 1 case in a comparator-treated patient (1.5 vs. 0.5 cases per 1,000 patient-years). Most of these papillary thyroid carcinomas were <1 cm in greatest diameter and were diagnosed in surgical pathology specimens after thyroidectomy prompted by findings on protocol-specified screening with serum calcitonin or thyroid ultrasound.

Cholelithiasis and cholecystitis

In adult glycemic control trials of liraglutide injection, the incidence of cholelithiasis was 0.3% in both liraglutide injection-treated and placebo-treated patients. The incidence of cholecystitis was 0.2% in both liraglutide injection-treated and placebo-treated patients.

Laboratory Tests

Bilirubin

In the five adult glycemic control trials of at least 26 weeks duration, mildly elevated serum bilirubin concentrations (elevations to no more than twice the upper limit of the reference range) occurred in 4.0% of liraglutide injection-treated patients, 2.1% of

placebo-treated patients and 3.5% of active-comparator-treated patients. This finding was not accompanied by abnormalities in other liver tests. The significance of this isolated finding is unknown.

Calcitonin

Calcitonin, a biological marker of MTC, was measured throughout the clinical development program. At the end of the adult glycemic control trials, adjusted mean serum calcitonin concentrations were higher in liraglutide injection-treated patients compared to placebo-treated patients but not compared to patients receiving active comparator. Between group differences in adjusted mean serum calcitonin values were approximately 0.1 ng/L or less. Among adult patients with pretreatment calcitonin <20 ng/L, calcitonin elevations to >20 ng/L occurred in 0.7% of liraglutide injection-treated patients, 0.3% of placebo-treated patients, and 0.5% of active-comparator-treated patients. The clinical significance of these findings is unknown.

Lipase and Amylase

In one adult glycemic control trial in renal impairment patients, a mean increase of 33% for lipase and 15% for amylase from baseline was observed for liraglutide injection-treated patients while placebo-treated patients had a mean decrease in lipase of 3% and a mean increase in amylase of 1%.

The clinical significance of elevations in lipase or amylase with liraglutide injection is unknown in the absence of other signs and symptoms of pancreatitis [see Warnings and Precautions (5.2)].

Vital signs

Liraglutide injection did not have adverse effects on blood pressure. Mean increases from baseline in heart rate of 2 to 3 beats per minute have been observed in adult patients treated with liraglutide injection compared to placebo.

6.2 Postmarketing Experience

The following additional adverse reactions have been reported during post-approval use of liraglutide injection. Because these events are reported voluntarily from a population of uncertain size, it is generally not possible to reliably estimate their frequency or establish a causal relationship to drug exposure.

- Gastrointestinal: Acute pancreatitis, hemorrhagic and necrotizing pancreatitis sometimes resulting in death, ileus
- General Disorders and Administration Site Conditions: Allergic reactions: rash and pruritus
- Hepatobiliary: Elevations of liver enzymes, hyperbilirubinemia, cholestasis, cholecystitis, cholelithiasis requiring cholecystectomy, hepatitis
- Immune system: Angioedema and anaphylactic reactions
- Metabolism and nutrition: Dehydration resulting from nausea, vomiting and diarrhea
- Neoplasms: Medullary thyroid carcinoma
- Nervous system: Dysgeusia, dizziness
- Pulmonary: Pulmonary aspiration has occurred in patients receiving GLP-1 receptor agonists undergoing elective surgeries or procedures requiring general anesthesia or deep sedation.
- Renal and urinary: Increased serum creatinine, acute renal failure or worsening of chronic renal failure, sometimes requiring hemodialysis

- Skin and subcutaneous tissue: Cutaneous amyloidosis

7.1 Effects of Delayed Gastric Emptying on Oral Medications

Liraglutide injection causes a delay of gastric emptying, and thereby has the potential to impact the absorption of concomitantly administered oral medications. In clinical pharmacology trials, liraglutide injection did not affect the absorption of the tested orally administered medications to any clinically relevant degree [see Clinical Pharmacology (12.3)]. Nonetheless, caution should be exercised when oral medications are concomitantly administered with liraglutide injection.

7.2 Concomitant Use with an Insulin Secretagogue (e.g., Sulfonylurea) or with Insulin
Liraglutide injection stimulates insulin release in the presence of elevated blood glucose concentrations. Patients receiving liraglutide injection in combination with an insulin secretagogue (e.g., sulfonylurea) or insulin may have an increased risk of hypoglycemia, including severe hypoglycemia. When initiating liraglutide injection, consider reducing the dose of concomitantly administered insulin secretagogues (such as sulfonylureas) or insulin to reduce the risk of hypoglycemia [see Warnings and Precautions (5.4) and Adverse Reactions (6.1)].

8.1 Pregnancy

Risk Summary

Based on animal reproduction studies, there may be risks to the fetus from exposure to liraglutide injection during pregnancy. Liraglutide injection should be used during pregnancy only if the potential benefit justifies the potential risk to the fetus.

Animal reproduction studies identified increased adverse developmental outcomes from exposure during pregnancy.

Liraglutide exposure was associated with early embryonic deaths and an imbalance in some fetal abnormalities in pregnant rats administered liraglutide during organogenesis at doses that approximate clinical exposures at the maximum

Confidential

recommended human dose (MRHD) of 1.8 mg/day. In pregnant rabbits administered liraglutide during organogenesis, decreased fetal weight and an increased incidence of major fetal abnormalities were seen at exposures below the human exposures at the MRHD [see Animal Data].

The estimated background risk of major birth defects for women with uncontrolled pre-gestational diabetes (Hemoglobin

A_{1C} >7) is 6 to 10%. The major birth defect rate has been reported to be as high as 20 to 25% in women with a

Hemoglobin A_{1C} >10. In the U.S. general population, the estimated background risk of major birth defects and miscarriage in clinically recognized pregnancies is 2 to 4% and 15 to 20%, respectively.

Clinical Considerations

Disease-associated maternal and/or embryo/fetal risk
Poorly controlled diabetes in pregnancy increases the maternal risk for diabetic ketoacidosis, pre-eclampsia, spontaneous abortions, preterm delivery, and delivery complications. Poorly controlled diabetes increases the fetal risk for major birth defects, still birth, and macrosomia related morbidity.

Animal Data

Female rats given subcutaneous doses of 0.1, 0.25 and 1.0 mg/kg/day liraglutide beginning 2 weeks before mating through gestation day 17 had estimated systemic exposures 0.8-, 3-, and 11-times the human exposure at the MRHD based on plasma AUC comparison. The number of early embryonic deaths in the 1 mg/kg/day group increased slightly. Fetal abnormalities and variations in kidneys and blood vessels, irregular ossification of the skull, and a more complete state of ossification occurred at all doses. Mottled liver and minimally kinked ribs occurred at the highest dose. The incidence of fetal malformations in liraglutide-treated groups exceeding concurrent and historical controls were misshapen oropharynx and/or narrowed opening into larynx at 0.1 mg/kg/day and umbilical hernia at 0.1 and 0.25 mg/kg/day.

Pregnant rabbits given subcutaneous doses of 0.01, 0.025 and 0.05 mg/kg/day liraglutide from gestation day 6 through day 18 inclusive, had estimated systemic exposures less than the human exposure at the MRHD of 1.8 mg/day at all doses, based on plasma AUC. Liraglutide decreased fetal weight and dose-dependently increased the incidence of total major fetal abnormalities at all doses. The incidence of malformations exceeded concurrent and historical controls at 0.01 mg/kg/day (kidneys, scapula), ≥ 0.01 mg/kg/day (eyes, forelimb), 0.025 mg/kg/day (brain, tail and sacral vertebrae, major blood vessels and heart, umbilicus), ≥ 0.025 mg/kg/day (sternum) and at 0.05 mg/kg/day (parietal bones, major blood vessels). Irregular ossification and/or skeletal abnormalities occurred in the skull and jaw, vertebrae and ribs, sternum, pelvis, tail, and scapula; and dose-dependent minor skeletal variations were observed. Visceral abnormalities occurred in blood vessels, lung, liver, and esophagus. Bilobed or bifurcated gallbladder was seen in all treatment groups, but not in the control group.

In pregnant female rats given subcutaneous doses of 0.1, 0.25 and 1.0 mg/kg/day liraglutide from gestation day 6 through weaning or termination of nursing on lactation day 24, estimated systemic exposures were 0.8-, 3-, and 11-times human exposure at the MRHD of 1.8 mg/day, based on plasma AUC. A slight delay in parturition was observed in the majority of treated rats. Group mean body weight of neonatal rats from liraglutide-treated dams was lower than neonatal rats from control group dams. Bloody scabs and agitated behavior occurred in male rats descended from dams treated with 1

mg/kg/day liraglutide. Group mean body weight from birth to postpartum day 14 trended lower in F2 generation rats descended from liraglutide-treated rats compared to F2 generation rats descended from controls, but differences did not reach statistical significance for any group.

8.2 Lactation

Risk Summary

There are no data on the presence of liraglutide injection in human milk, the effects on the breastfed infant, or the effects on milk production. Liraglutide was present in milk of lactating rats [see Data].

Developmental and health benefits of breastfeeding should be considered along with the mother's clinical need for liraglutide injection and any potential adverse effects on the breastfed infant from liraglutide injection or from the underlying maternal condition.

Data

In lactating rats, liraglutide was present unchanged in milk at concentrations approximately 50% of maternal plasma concentrations.

8.4 Pediatric Use

The safety and effectiveness of liraglutide injection as an adjunct to diet and exercise to improve glycemic control in type 2 diabetes mellitus have been established in pediatric patients 10 years of age and older. Use of liraglutide injection for this indication is supported by a 26-week placebo-controlled clinical trial and a 26-week open-label extension in 134 pediatric patients 10 to 17 years of age with type 2 diabetes mellitus, a pediatric pharmacokinetic study, and studies in adults with type 2 diabetes mellitus [see Clinical Pharmacology (12.3) and Clinical Studies (14.1,14.2)]. The risk of hypoglycemia was higher with liraglutide injection in pediatric patients regardless of insulin and/or metformin use [see Adverse Reactions (6.1)].

The safety and effectiveness of liraglutide injection have not been established in pediatric patients less than 10 years of age.

8.5 Geriatric Use

In the liraglutide injection treatment arms of the glycemic control trials, a total of 832 (19.3%) of the patients were 65 to 74 years of age and 145 (3.4%) were 75 years of age and over [see Clinical Studies (14.1)]. No overall differences in safety or effectiveness for liraglutide injection have been observed between patients 65 years of age and older and younger patients.

8.6 Renal Impairment

No dose adjustment of liraglutide injection is recommended for patients with renal impairment [see Clinical Pharmacology (12.3)]. The safety and efficacy of liraglutide injection was evaluated in a 26-week clinical study that

included patients with moderate renal impairment (eGFR 30 to 60 mL/min/1.73m²) [see Clinical Studies (14.1)].

There is limited experience with liraglutide injection in patients with end stage renal disease. There have been

postmarketing reports of acute renal failure and worsening of chronic renal failure, which may sometimes require

hemodialysis [see Warnings and Precautions (5.5) and Adverse Reactions (6.2)]. Use caution in patients who experience

dehydration.

8.7 Hepatic Impairment

There is limited experience in patients with mild, moderate or severe hepatic impairment.

Therefore, liraglutide injection

should be used with caution in this patient population. No dose adjustment of liraglutide injection is recommended for

patients with hepatic impairment [see Clinical Pharmacology (12.3)].

8.8 Gastroparesis

Liraglutide injection slows gastric emptying. Liraglutide injection has not been studied in patients with pre-existing

gastroparesis.

Overdoses have been reported in clinical trials and post-marketing use of liraglutide injection. Observed effects have included severe nausea, severe vomiting, and severe hypoglycemia. In the event of overdosage, appropriate supportive treatment should be initiated according to the patient's clinical signs and symptoms.

Liraglutide Injection contains liraglutide, an analog of human GLP-1 and acts as a GLP-1 receptor agonist. Liraglutide Injection contains chemically synthesized Liraglutide that has been engineered to be 97% homologous to native human GLP-1 by substituting arginine for lysine at position 34. Liraglutide is made by attaching a C-16 fatty acid (palmitic acid) with a glutamic acid spacer on the remaining lysine residue at position 26 of the peptide precursor. The molecular formula of liraglutide is C₁₇₂H₂₆₅N₄₃O₅₁ and the molecular weight is 3751.2 Daltons. The structural formula (Figure 1) is:

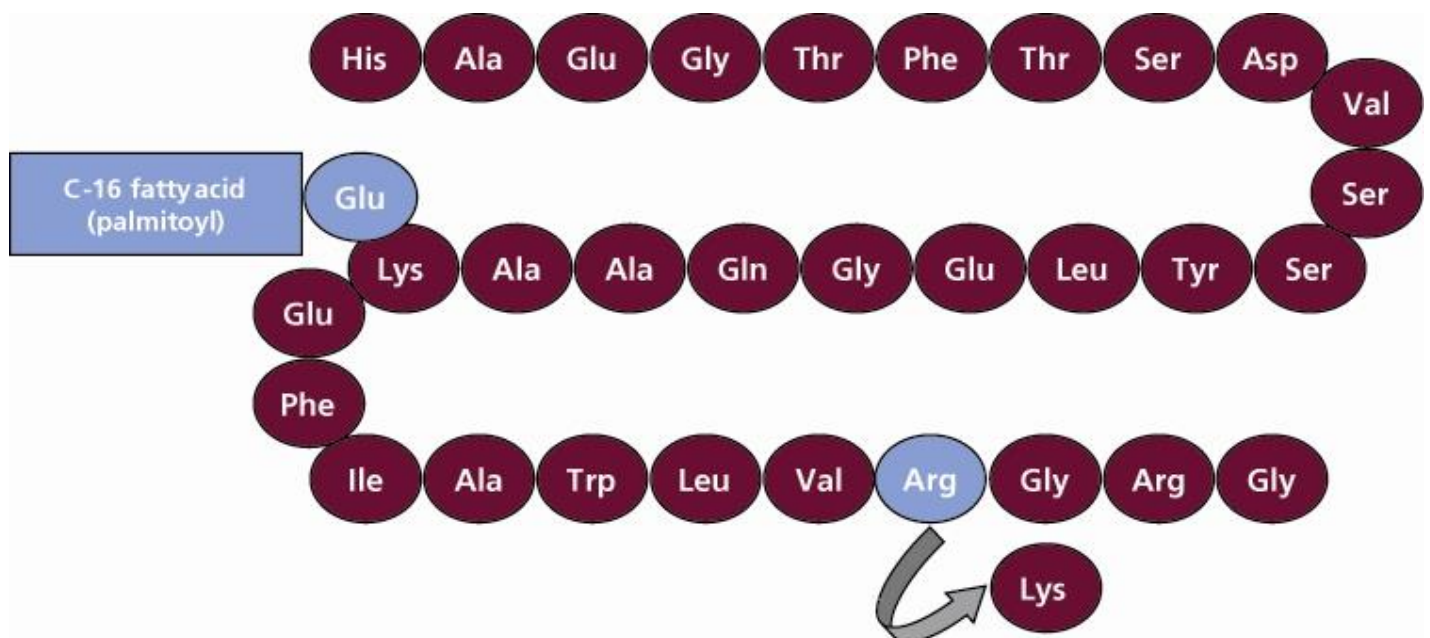


Figure 1 Structural Formula of liraglutide

Liraglutide Injection is a sterile, aqueous, clear, colorless or almost colorless solution for subcutaneous use. Each 1 mL of Liraglutide Injection solution contains 6 mg of liraglutide and the following inactive ingredients: disodium phosphate dihydrate, 1.42 mg; propylene glycol, 14 mg; phenol, 5.5 mg; and water for injection. Liraglutide Injection has a pH of approximately 8.15, hydrochloric acid or sodium hydroxide may be added to adjust pH. Each pre-filled pen contains a 3 mL solution of Liraglutide Injection equivalent to 18 mg liraglutide (free-base, anhydrous).

12.1 Mechanism of Action

Liraglutide is an acylated human Glucagon-Like Peptide-1 (GLP-1) receptor agonist with 97% amino acid sequence homology to endogenous human GLP-1(7-37). GLP-1(7-37) represents <20% of total circulating endogenous GLP-1. Like GLP-1(7-37), liraglutide activates the GLP-1 receptor, a membrane-bound cell-surface receptor coupled to adenylyl cyclase by the stimulatory G-protein, G_s, in pancreatic beta cells. Liraglutide increases intracellular cyclic AMP (cAMP) leading to insulin release in the presence of elevated glucose concentrations. This insulin secretion subsides as blood glucose concentrations decrease and approach euglycemia. Liraglutide also decreases glucagon secretion in a glucose-dependent manner. The mechanism of blood glucose lowering also involves a delay in gastric emptying.

GLP-1(7-37) has a half-life of 1.5-2 minutes due to degradation by the ubiquitous endogenous enzymes, dipeptidyl peptidase IV (DPP-IV) and neutral endopeptidases (NEP). Unlike native GLP-1, liraglutide is stable against metabolic degradation by both peptidases and has a plasma half-life of 13 hours after subcutaneous administration. The pharmacokinetic profile of liraglutide, which makes it suitable for once daily administration, is a result of self-association that delays absorption, plasma protein binding and stability against metabolic degradation by DPP-IV and NEP.

12.2 Pharmacodynamics

Liraglutide injection's pharmacodynamic profile is consistent with its pharmacokinetic profile observed after single subcutaneous administration as liraglutide injection lowered fasting, premeal and postprandial glucose throughout the day [see Clinical Pharmacology (12.3)].

Fasting and postprandial glucose was measured before and up to 5 hours after a standardized meal after treatment to steady state with 0.6, 1.2 and 1.8 mg liraglutide injection or placebo. Compared to placebo, the postprandial plasma glucose AUC_{0-300min} was 35% lower after liraglutide injection 1.2 mg and 38% lower after liraglutide injection 1.8 mg.

Glucose-dependent insulin secretion

The effect of a single dose of 7.5 mcg/kg (~ 0.7 mg) liraglutide injection on insulin secretion rates (ISR) was investigated in 10 patients with type 2 diabetes mellitus during graded glucose infusion. In these patients, on average, the ISR response was increased in a glucose-dependent manner (Figure 2).

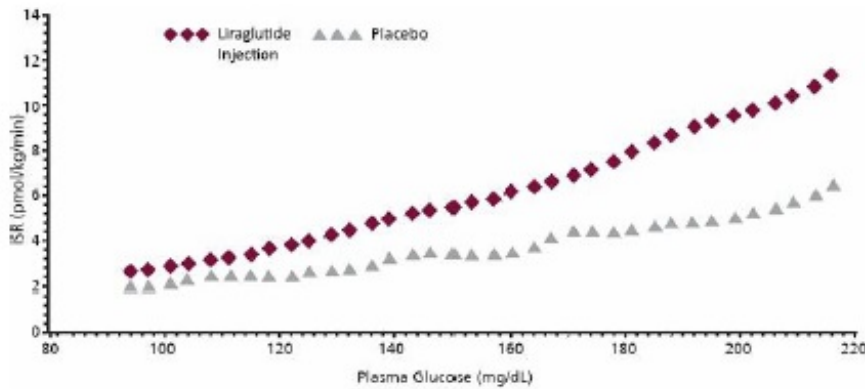


Figure 2 Mean Insulin Secretion Rate (ISR) versus Glucose Concentration Following Single-Dose Liraglutide Injection 7.5 mcg/kg (~ 0.7 mg) or Placebo in Patients with Type 2 Diabetes Mellitus (N=10) During Graded Glucose Infusion

Glucagon secretion

Liraglutide injection lowered blood glucose by stimulating insulin secretion and lowering glucagon secretion. A single dose of liraglutide injection 7.5 mcg/kg (~ 0.7 mg) did not impair glucagon response to low glucose concentrations.

Gastric emptying

Liraglutide injection causes a delay of gastric emptying, thereby reducing the rate at which postprandial glucose appears in the circulation.

Cardiac Electrophysiology (QTc)

The effect of liraglutide injection on cardiac repolarization was tested in a QTc study. Liraglutide injection at steady state concentrations with daily doses up to 1.8 mg did not produce QTc prolongation.

12.3 Pharmacokinetics

Absorption

Following subcutaneous administration, maximum concentrations of liraglutide are achieved at 8 to 12 hours post dosing. The mean peak (C_{max}) and total (AUC) exposures of liraglutide were 35 ng/mL and 960 ng·h/mL, respectively, for a subcutaneous single dose of 0.6 mg. After subcutaneous single dose administrations, C_{max} and AUC of liraglutide increased proportionally over the therapeutic dose range of 0.6 mg to 1.8 mg. At 1.8 mg liraglutide injection, the average steady state concentration of liraglutide over 24 hours was approximately 128 ng/mL. $AUC_{0-\infty}$ was equivalent between upper arm and abdomen, and between upper arm and thigh. $AUC_{0-\infty}$ from thigh was 22% lower than that from abdomen. However, liraglutide exposures were considered comparable among these three subcutaneous injection sites. Absolute bioavailability of liraglutide following subcutaneous administration is approximately 55%.

Distribution

The mean apparent volume of distribution after subcutaneous administration of liraglutide injection 0.6 mg is approximately 13 L. The mean volume of distribution after intravenous administration of liraglutide injection is 0.07 L/kg. Liraglutide is extensively bound to plasma protein (>98%).

Elimination

The mean apparent clearance following subcutaneous administration of a single dose of liraglutide is approximately 1.2 L/h with an elimination half-life of approximately 13 hours.

Metabolism

During the initial 24 hours following administration of a single [³H]-liraglutide dose to healthy subjects, the major component in plasma was intact liraglutide. Liraglutide is endogenously metabolized in a similar manner to large proteins without a specific organ as a major route of elimination.

Excretion

Following a [³H]-liraglutide dose, intact liraglutide was not detected in urine or feces. Only a minor part of the administered radioactivity was excreted as liraglutide-related metabolites in urine or feces (6% and 5%, respectively). The majority of urine and feces radioactivity was excreted during the first 6 to 8 days.

Specific Populations

Geriatric Patients

Age had no effect on the pharmacokinetics of liraglutide injection based on a pharmacokinetic study in healthy elderly subjects (65 to 83 years) and population pharmacokinetic analyses of patients 18 to 80 years of age [see Use in Specific Populations (8.5)].

Pediatric Patients

A population pharmacokinetic analysis was conducted for liraglutide injection using data from 72 pediatric patients (10 to 17 years of age) with type 2 diabetes mellitus. The pharmacokinetic profile of liraglutide injection in the pediatric patients was consistent with that in adults.

Male and Female Patients

Based on the results of population pharmacokinetic analyses, females have 25% lower weight-adjusted clearance of liraglutide injection compared to males.

Race or Ethnic Groups

Race and ethnicity had no effect on the pharmacokinetics of liraglutide injection based on the results of population pharmacokinetic analyses that included White, Black or African American, Asian and Hispanic or Latino/Non-Hispanic or Latino subjects.

Body Weight

Body weight significantly affects the pharmacokinetics of liraglutide injection based on results of population pharmacokinetic analyses. The exposure of liraglutide decreases with an increase in baseline body weight. However, the 1.2 mg and 1.8 mg daily doses of liraglutide injection provided adequate systemic exposures over the body weight range of 40 to 160 kg evaluated in the clinical trials. Liraglutide was not studied in patients with body weight >160 kg.

Patients with Renal Impairment

The single-dose pharmacokinetics of liraglutide injection were evaluated in patients with varying degrees of renal impairment. Patients with mild (estimated creatinine clearance

50 to 80 mL/min) to severe (estimated creatinine clearance <30 mL/min) renal impairment and subjects with end-stage renal disease requiring dialysis were included in the trial. Compared to healthy subjects, liraglutide AUC in mild, moderate, and severe renal impairment and in end-stage renal disease was on average 35%, 19%, 29% and 30% lower, respectively [see Use in Specific Populations (8.6)].

Patients with Hepatic Impairment

The single-dose pharmacokinetics of liraglutide injection were evaluated in patients with varying degrees of hepatic impairment. Patients with mild (Child Pugh score 5 to 6) to severe (Child Pugh score > 9) hepatic impairment were included in the trial. Compared to healthy subjects, liraglutide AUC in patients with mild, moderate and severe hepatic impairment was on average 11%, 14% and 42% lower, respectively [see Use in Specific Populations (8.7)].

Drug Interaction Studies

In vitro assessment of drug-drug interactions

Liraglutide injection has low potential for pharmacokinetic drug-drug interactions related to cytochrome P450 (CYP) and plasma protein binding.

In vivo assessment of drug-drug interactions

The drug-drug interaction studies were performed at steady state with liraglutide injection 1.8 mg/day. Before administration of concomitant treatment, subjects underwent a 0.6 mg weekly dose increase to reach the maximum dose of 1.8 mg/day. Administration of the interacting drugs was timed so that C_{max} of liraglutide injection (8 to 12 h) would coincide with the absorption peak of the co-administered drugs.

Digoxin

A single dose of digoxin 1 mg was administered 7 hours after the dose of liraglutide injection at steady state. The concomitant administration with liraglutide injection resulted in a reduction of digoxin AUC by 16%; C_{max} decreased by 31%. Digoxin median time to maximal concentration (T_{max}) was delayed from 1 h to 1.5 h.

Lisinopril

A single dose of lisinopril 20 mg was administered 5 minutes after the dose of liraglutide injection at steady state. The co-administration with liraglutide injection resulted in a reduction of lisinopril AUC by 15%; C_{max} decreased by 27%. Lisinopril median T_{max} was delayed from 6 h to 8 h with liraglutide injection.

Atorvastatin

Liraglutide injection did not change the overall exposure (AUC) of atorvastatin following a single dose of atorvastatin 40 mg, administered 5 hours after the dose of liraglutide injection at steady state. Atorvastatin C_{max} was decreased by 38% and median T_{max} was delayed from 1 h to 3 h with liraglutide injection.

Acetaminophen

Liraglutide injection did not change the overall exposure (AUC) of acetaminophen following a single dose of acetaminophen 1,000 mg, administered 8 hours after the dose of liraglutide injection at steady state. Acetaminophen C_{max} was decreased by 31% and median T_{max} was delayed up to 15 minutes.

Griseofulvin

Liraglutide injection did not change the overall exposure (AUC) of griseofulvin following co-administration of a single dose of griseofulvin 500 mg with liraglutide injection at steady state. Griseofulvin C_{max} increased by 37% while median T_{max} did not change.

Oral Contraceptives

A single dose of an oral contraceptive combination product containing 0.03 mg ethinylestradiol and 0.15 mg levonorgestrel was administered under fed conditions and 7 hours after the dose of liraglutide injection at steady state. Liraglutide injection lowered ethinylestradiol and levonorgestrel C_{max} by 12% and 13%, respectively. There was no effect of liraglutide injection on the overall exposure (AUC) of ethinylestradiol. Liraglutide injection increased the levonorgestrel AUC_{0-∞} by 18%. Liraglutide injection delayed T_{max} for both ethinylestradiol and levonorgestrel by 1.5 h.

Insulin Detemir

No pharmacokinetic interaction was observed between liraglutide injection and insulin detemir when separate subcutaneous injections of insulin detemir 0.5 Unit/kg (single-dose) and liraglutide injection 1.8 mg (steady state) were administered in patients with type 2 diabetes mellitus.

12.6 Immunogenicity

The observed incidence of anti-drug antibodies is highly dependent on the sensitivity and specificity of the assay. Differences in assay methods preclude meaningful comparisons of the incidence of anti-drug antibodies in the studies described below with the incidence of anti-drug antibodies in other studies, including those with liraglutide injection or other liraglutide products.

A subset of liraglutide injection-treated patients (1,104 of 2,501, 44%) in five adult double-blind clinical trials of 26 weeks duration or longer were tested for the presence of anti-liraglutide antibodies at the end of treatment [see Clinical Studies (14.1)] and 102/1,104 (9%) of liraglutide injection-treated patients developed anti-liraglutide antibodies. Of these 102 liraglutide injection-treated patients, 56 (5%) patients developed antibodies that cross-reacted with native GLP-1. These cross-reacting antibodies were not tested for neutralizing effect against native GLP-1, and thus the potential for clinically significant neutralization of native GLP-1 was not assessed. Antibodies that had a neutralizing effect on liraglutide in an in vitro assay occurred in 12 (1%) of the liraglutide injection-treated patients. There was no identified clinically significant effect of anti-liraglutide antibodies on effectiveness of liraglutide injection.

In five double-blind adult glycemic control trials of liraglutide injection, events from a composite of adverse events potentially related to immunogenicity (e.g., urticaria, angioedema) occurred among 0.8% of liraglutide injection-treated patients and among 0.4% of comparator-treated patients. Urticaria accounted for approximately one-half of the events in this composite for liraglutide injection-treated patients. Patients who developed anti-liraglutide antibodies were not more likely to develop events from the immunogenicity events composite than were patients who did not develop anti-liraglutide antibodies.

In a clinical trial with pediatric patients aged 10 years and older [see Clinical Studies (14.2)], anti-liraglutide antibodies were detected in 1 (2%) liraglutide injection-treated patient at week 26 and 5 (9%) liraglutide injection-treated patients at week 53. None of

the 5 patients had antibodies cross reactive to native GLP-1 or had neutralizing antibodies.

13.1 Carcinogenesis, Mutagenesis, Impairment of Fertility

A 104-week carcinogenicity study was conducted in male and female CD-1 mice at doses of 0.03, 0.2, 1.0, and 3.0 mg/kg/day liraglutide administered by bolus subcutaneous injection yielding systemic exposures 0.2-, 2-, 10- and 45-times the human exposure, respectively, at the MRHD of 1.8 mg/day based on plasma AUC comparison. A dose-related increase in benign thyroid C-cell adenomas was seen in the 1.0 and the 3.0 mg/kg/day groups with incidences of 13% and 19% in males and 6% and 20% in females, respectively. C-cell adenomas did not occur in control groups or 0.03 and 0.2 mg/kg/day groups. Treatment-related malignant C-cell carcinomas occurred in 3% of females in the 3.0 mg/kg/day group. Thyroid C-cell tumors are rare findings during carcinogenicity testing in mice. A treatment-related increase in fibrosarcomas was seen on the dorsal skin and subcutis, the body surface used for drug injection, in males in the 3 mg/kg/day group. These fibrosarcomas were attributed to the high local concentration of drug near the injection site. The liraglutide concentration in the clinical formulation (6 mg/mL) is 10-times higher than the concentration in the formulation used to administer 3 mg/kg/day liraglutide to mice in the carcinogenicity study (0.6 mg/mL).

A 104-week carcinogenicity study was conducted in male and female Sprague Dawley rats at doses of 0.075, 0.25 and 0.75 mg/kg/day liraglutide administered by bolus subcutaneous injection with exposures 0.5-, 2- and 8-times the human exposure, respectively, resulting from the MRHD based on plasma AUC comparison. A treatment-related increase in benign thyroid C-cell adenomas was seen in males in 0.25 and 0.75 mg/kg/day liraglutide groups with incidences of 12%, 16%, 42%, and 46% and in all female liraglutide-treated groups with incidences of 10%, 27%, 33%, and 56% in 0 (control), 0.075, 0.25, and 0.75 mg/kg/day groups, respectively. A treatment-related increase in malignant thyroid C-cell carcinomas was observed in all male liraglutide-treated groups with incidences of 2%, 8%, 6%, and 14% and in females at 0.25 and 0.75 mg/kg/day with incidences of 0%, 0%, 4%, and 6% in 0 (control), 0.075, 0.25, and 0.75 mg/kg/day groups, respectively. Thyroid C-cell carcinomas are rare findings during carcinogenicity testing in rats.

Studies in mice demonstrated that liraglutide-induced C-cell proliferation was dependent on the GLP-1 receptor and that liraglutide did not cause activation of the Rearranged during Transfection (RET) proto-oncogene in thyroid C-cells.

Human relevance of thyroid C-cell tumors in mice and rats is unknown and has not been determined by clinical studies or nonclinical studies [see Boxed Warning and Warnings and Precautions (5.1)].

Liraglutide was negative with and without metabolic activation in the Ames test for mutagenicity and in a human peripheral blood lymphocyte chromosome aberration test for clastogenicity. Liraglutide was negative in repeat-dose in vivo micronucleus tests in rats.

In rat fertility studies using subcutaneous doses of 0.1, 0.25 and 1.0 mg/kg/day liraglutide, males were treated for 4 weeks prior to and throughout mating and females were treated 2 weeks prior to and throughout mating until gestation day 17. No direct adverse effects on male fertility was observed at doses up to 1.0 mg/kg/day, a high dose yielding an estimated systemic exposure 11- times the human exposure at the

MRHD, based on plasma AUC. In female rats, an increase in early embryonic deaths occurred at 1.0 mg/kg/day. Reduced body weight gain and food consumption were observed in females at the 1.0 mg/kg/day dose.

14.1 Glycemic Control Trials in Adults with Type 2 Diabetes Mellitus

In glycemic control trials in adults, liraglutide injection has been studied as monotherapy and in combination with one or two oral anti-diabetic medications or basal insulin.

In each of the placebo controlled trials, treatment with liraglutide injection produced clinically and statistically significant improvements in hemoglobin A1c and fasting plasma glucose (FPG) compared to placebo.

All liraglutide injection-treated patients started at 0.6 mg/day. The dose was increased in weekly intervals by 0.6 mg to reach 1.2 mg or 1.8 mg for patients randomized to these higher doses. Liraglutide injection 0.6 mg is not effective for glycemic control and is intended only as a starting dose to reduce gastrointestinal intolerance [see Dosage and Administration (2)].

Monotherapy

In this 52-week trial, 746 adult patients with type 2 diabetes mellitus were randomized to liraglutide injection 1.2 mg, liraglutide injection 1.8 mg, or glimepiride 8 mg. Patients who were randomized to glimepiride were initially treated with 2 mg daily for two weeks, increasing to 4 mg daily for another two weeks, and finally increasing to 8 mg daily. Treatment with liraglutide injection 1.8 mg and 1.2 mg resulted in a statistically significant reduction in HbA_{1c} compared to glimepiride (Table 3). The percentage of patients who discontinued due to ineffective therapy was 3.6% in the liraglutide injection 1.8 mg treatment group, 6.0% in the liraglutide injection 1.2 mg treatment group, and 10.1% in the glimepiride-treatment group.

The mean age of participants was 53 years, and the mean duration of diabetes was 5 years. Participants were 49.7% male, 77.5% White, 12.6% Black or African American and 35.0% of Hispanic or Latino ethnicity. The mean BMI was 33.1 kg/m².

Table 3 Results of a 52-week Monotherapy Trial in Adults with Type 2 Diabetes Mellitus ^a

	Liraglutide Injection 1.8 mg	Liraglutide Injection 1.2 mg	Glimepiride 8 mg
Intent-to-Treat Population (N)	246	251	248
HbA_{1c} (%) (Mean)			
Baseline	8.2	8.2	8.2
Change from baseline (adjusted mean) ^b	-1.1	-0.8	-0.5
Difference from glimepiride arm (adjusted mean) ^b	-0.6**	-0.3*	
95% Confidence Interval	(-0.8, -0.4)	(-0.5, -0.1)	
Percentage of patients achieving HbA _{1c} <7%	51	43	28
Fasting Plasma Glucose (mg/dL) (Mean)			
Baseline	172	168	172
Change from baseline (adjusted mean) ^b	-26	-15	-5
Difference from glimepiride arm (adjusted mean) ^b	-20**	-10*	
95% Confidence Interval	(-29, -12)	(-19, -1)	
Body Weight (kg) (Mean)			
Baseline	92.6	92.1	93.3
Change from baseline (adjusted mean) ^b	-2.5	-2.1	+1.1
Difference from glimepiride arm (adjusted mean) ^b	-3.6**	-3.2**	
95% Confidence Interval	(-4.3, -2.9)	(-3.9, -2.5)	

^aIntent-to-treat population using last observation on study

^bLeast squares mean adjusted for baseline value

*p-value <0.05

**p-value <0.0001

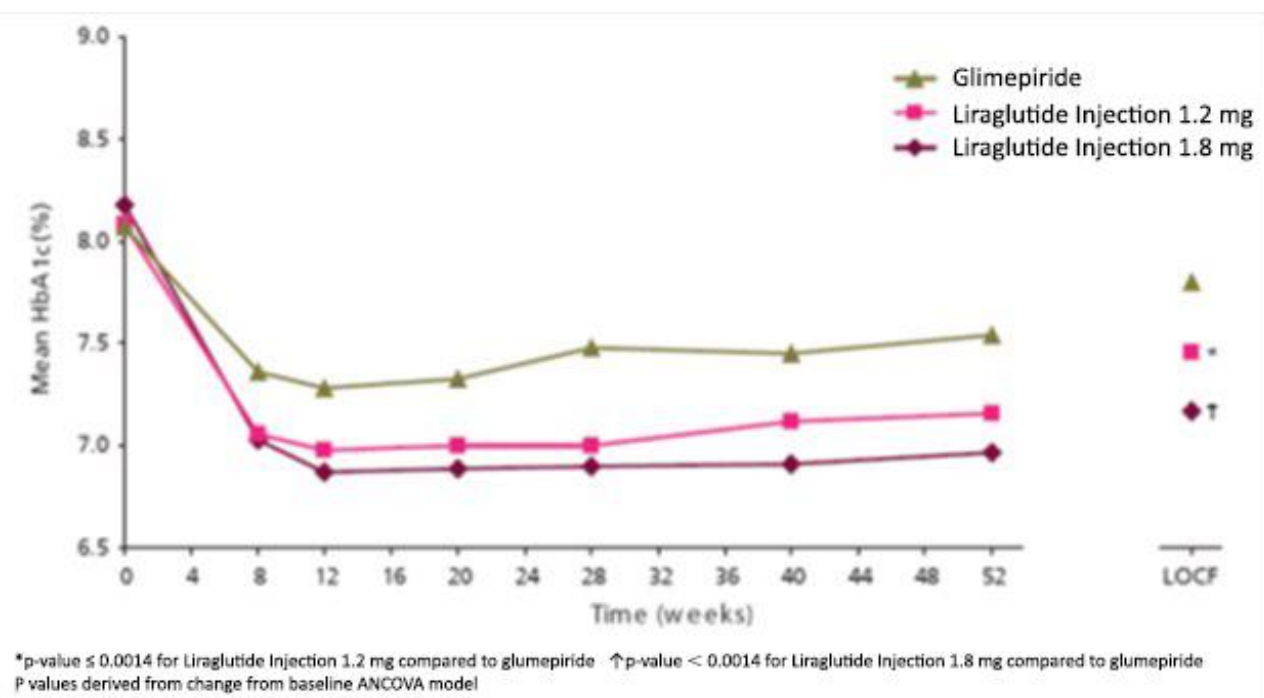


Figure 3 Mean HbA_{1c} for Adult Patients with Type 2 Diabetes Mellitus who Completed the 52-week Trial and for the Last Observation Carried Forward (LOCF, intent-to-treat) data at Week 52 (Monotherapy)

Combination Therapy

Add-on to Metformin

In this 26-week trial, 1,091 adult patients with type 2 diabetes mellitus were randomized to liraglutide injection 0.6 mg, liraglutide injection 1.2 mg, liraglutide injection 1.8 mg, placebo, or glimepiride 4 mg (one-half of the maximal approved dose in the United

States), all as add-on to metformin. Randomization occurred after a 6-week run-in period consisting of a 3-week initial forced metformin titration period followed by a maintenance period of another 3 weeks. During the titration period, doses of metformin were increased up to 2,000 mg/day. Treatment with liraglutide injection 1.2 mg and 1.8 mg as add-on to metformin resulted in a significant mean HbA_{1c} reduction relative to placebo add-on to metformin and resulted in a similar mean HbA_{1c} reduction relative to glimepiride 4 mg add-on to metformin (Table 4). The percentage of patients who discontinued due to ineffective therapy was 5.4% in the liraglutide injection 1.8 mg + metformin treatment group, 3.3% in the liraglutide injection 1.2 mg + metformin treatment group, 23.8% in the placebo + metformin treatment group, and 3.7% in the glimepiride + metformin treated group.

The mean age of participants was 57 years, and the mean duration of diabetes was 7 years. Participants were 58.2% male, 87.1% White and 2.4% Black or African American. The mean BMI was 31.0 kg/m².

Table 4 Results of a 26-week Trial of Liraglutide Injection as Add-on to Metformin in Adults with Type 2 Diabetes Mellitus ^a

	Liraglutide Injection 1.8 mg + Metformin	Liraglutide Injection 1.2 mg + Metformin	Placebo + Metformin	Glimepiride 4 mg [†] + Metformin
Intent-to-Treat Population (N)	242	240	121	242
HbA_{1c} (%) (Mean)				
Baseline	8.4	8.3	8.4	8.4
Change from baseline (adjusted mean) ^b	-1.0	-1.0	+0.1	-1.0
Difference from placebo + metformin arm (adjusted mean) ^b	-1.1**	-1.1**		
95% Confidence Interval	(-1.3, -0.9)	(-1.3, -0.9)		
Difference from glimepiride + metformin arm (adjusted mean) ^b	0.0	0.0		
95% Confidence Interval	(-0.2, 0.2)	(-0.2, 0.2)		
Percentage of patients achieving HbA _{1c} <7%	42	35	11	36
Fasting Plasma Glucose (mg/dL) (Mean)				
Baseline	181	179	182	180
Change from baseline (adjusted mean) ^b	-30	-30	+7	-24
Difference from placebo + metformin arm (adjusted mean) ^b	-38**	-37**		
95% Confidence Interval	(-48, -27)	(-47, -26)		
Difference from glimepiride + metformin arm (adjusted mean) ^b	-7	-6		
95% Confidence Interval	(-16, 2)	(-15, 3)		
Body Weight (kg) (Mean)				
Baseline	88.0	88.5	91.0	89.0
Change from baseline (adjusted mean) ^b	-2.8	-2.6	-1.5	+1.0
Difference from placebo + metformin arm (adjusted mean) ^b	-1.3*	-1.1*		
95% Confidence Interval	(-2.2, -0.4)	(-2.0, -0.2)		
Difference from glimepiride + metformin arm (adjusted mean) ^b	-3.8**	-3.5**		
95% Confidence Interval	(-4.5, -3.0)	(-4.3, -2.8)		

^aIntent-to-treat population using last observation on study

^bLeast squares mean adjusted for baseline value

[†]For glimepiride, one-half of the maximal approved United States dose.

*p-value <0.05

**p-value <0.0001

Liraglutide Injection Compared to Sitagliptin, Both as Add-on to Metformin

In this 26-week, open-label trial, 665 adult patients with type 2 diabetes mellitus on a background of metformin ≥1,500 mg per day were randomized to liraglutide injection 1.2 mg once daily, liraglutide injection 1.8 mg once daily or sitagliptin 100 mg once daily, all dosed according to approved labeling. Patients were to continue their current

treatment on metformin at a stable, pre-trial dose level and dosing frequency.

The mean age of participants was 56 years, and the mean duration of diabetes was 6 years. Participants were 52.9% male, 86.6% White, 7.2% Black or African American and 16.2% of Hispanic or Latino ethnicity. The mean BMI was 32.8 kg/m².

The primary endpoint was the change in HbA_{1c} from baseline to Week 26. Treatment with liraglutide injection 1.2 mg and liraglutide injection 1.8 mg resulted in statistically significant reductions in HbA_{1c} relative to sitagliptin 100 mg (Table 5). The percentage of patients who discontinued due to ineffective therapy was 3.1% in the liraglutide injection 1.2 mg group, 0.5% in the liraglutide injection 1.8 mg treatment group, and 4.1% in the sitagliptin 100 mg treatment group. From a mean baseline body weight of 94 kg, there was a mean reduction of 2.7 kg for liraglutide injection 1.2 mg, 3.3 kg for liraglutide injection 1.8 mg, and 0.8 kg for sitagliptin 100 mg.

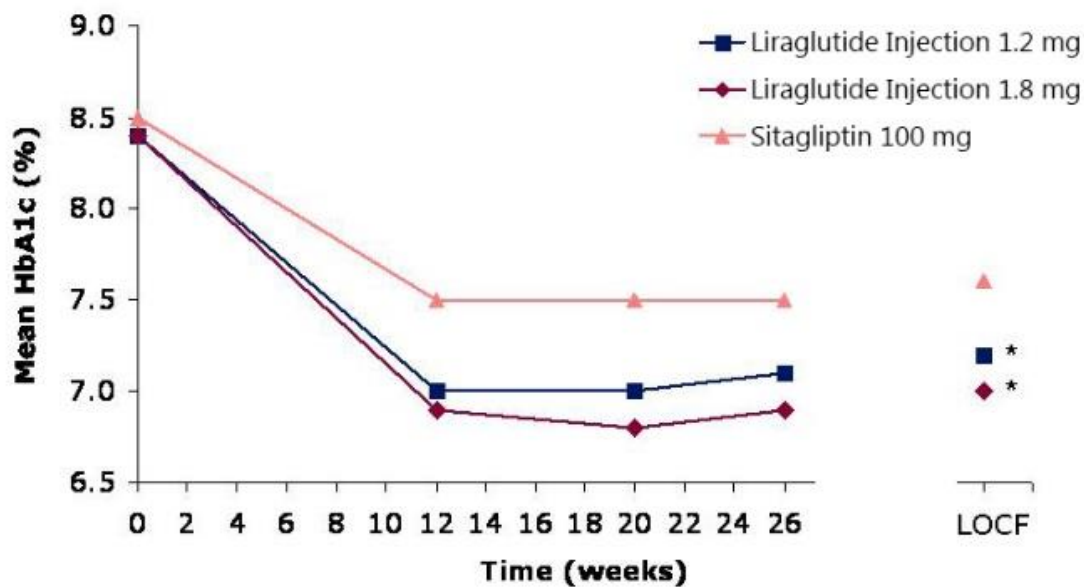
Table 5 Results of a 26-week Open-label Trial of Liraglutide Injection Compared to Sitagliptin (both in combination with metformin) in Adults with Type 2 Diabetes Mellitus ^a

	Liraglutide Injection 1.8 mg + Metformin	Liraglutide Injection 1.2 mg + Metformin	Sitagliptin 100 mg+ Metformin
Intent-to-Treat Population (N)	218	221	219
HbA_{1c} (%) (Mean)			
Baseline	8.4	8.4	8.5
Change from baseline (adjusted mean)	-1.5	-1.2	-0.9
Difference from sitagliptin arm (adjusted mean) ^b	-0.6**	-0.3**	
95% Confidence Interval	(-0.8, -0.4)	(-0.5, -0.2)	
Percentage of patients achieving HbA _{1c} <7%	56	44	22
Fasting Plasma Glucose (mg/dL) (Mean)			
Baseline	179	182	180
Change from baseline (adjusted mean)	-39	-34	-15
Difference from sitagliptin arm (adjusted mean) ^b	-24**	-19**	
95% Confidence Interval	(-31, -16)	(-26, -12)	

^aIntent-to-treat population using last observation on study

^bLeast squares mean adjusted for baseline value

**p-value <0.0001



*p-value < 0.0001 for Liraglutide Injection compared with sitagliptin
 P values derived from change from baseline ANCOVA model

Figure 4 Mean HbA_{1c} for Adult Patients with Type 2 Diabetes Mellitus who Completed the 26-week Trial and for the Last Observation Carried Forward (LOCF, intent-to-treat) data at Week 26

Combination Therapy with Metformin and Insulin

This 26-week open-label trial enrolled 988 adult patients with type 2 diabetes mellitus with inadequate glycemic control (HbA_{1c} 7-10%) on metformin ($\geq 1,500$ mg/day) alone or inadequate glycemic control (HbA_{1c} 7-8.5%) on metformin ($\geq 1,500$ mg/day) and a sulfonylurea. Patients who were on metformin and a sulfonylurea discontinued the sulfonylurea then all patients entered a 12-week run-in period during which they received add-on therapy with liraglutide injection titrated to 1.8 mg once-daily. At the end of the run-in period, 498 patients (50%) achieved HbA_{1c} <7% with liraglutide injection 1.8 mg and metformin and continued treatment in a non-randomized, observational arm. Another 167 patients (17%) withdrew from the trial during the run-in period with approximately one-half of these patients doing so because of gastrointestinal adverse reactions [see Adverse Reactions (6.1)]. The remaining 323 patients with HbA_{1c} $\geq 7\%$ (33% of those who entered the run-in period) were randomized to 26 weeks of once-daily insulin detemir administered in the evening as add-on therapy (N=162) or to continued, unchanged treatment with liraglutide injection 1.8 mg and metformin (N=161). The starting dose of insulin detemir was 10 units/day and the mean dose at the end of the 26-week randomized period was 39 units/day. During the 26 week randomized treatment period, the percentage of patients who discontinued due to

ineffective therapy was 11.2% in the group randomized to continued treatment with liraglutide injection 1.8 mg and metformin and 1.2% in the group randomized to add-on therapy with insulin detemir.

The mean age of participants was 57 years, and the mean duration of diabetes was 8 years. Participants were 55.7% male, 91.3% White, 5.6% Black or African American and 12.5% of Hispanic or Latino ethnicity. The mean BMI was 34.0 kg/m².

Treatment with insulin detemir as add-on to liraglutide injection 1.8 mg + metformin resulted in statistically significant reductions in HbA_{1c} and FPG compared to continued, unchanged treatment with liraglutide injection 1.8 mg + metformin alone (Table 6). From a mean baseline body weight of 96 kg after randomization, there was a mean reduction of 0.3 kg in the patients who received insulin detemir add-on therapy compared to a mean reduction of 1.1 kg in the patients who continued on unchanged treatment with liraglutide injection 1.8 mg + metformin alone.

Table 6 Results of a 26-week Open-label Trial of Insulin detemir as add on to Liraglutide Injection + Metformin Compared to Continued Treatment with Liraglutide Injection + Metformin alone in Adult Patients with Type 2 Diabetes Mellitus not Achieving HbA_{1c} < 7% after 12 weeks of Metformin and Liraglutide Injection ^a

	Insulin detemir + Liraglutide Injection + Metformin	Liraglutide Injection + Metformin
Intent-to-Treat Population (N)	162	157
HbA_{1c} (%) (Mean)		
Baseline (week 0)	7.6	7.6
Change from baseline (adjusted mean)	-0.5	0
Difference from Liraglutide Injection + metformin arm (LS mean) ^b	-0.5**	
95% Confidence Interval	(-0.7, -0.4)	
Percentage of patients achieving HbA _{1c} <7%	43	17
Fasting Plasma Glucose (mg/dL) (Mean)		
Baseline (week 0)	166	159
Change from baseline (adjusted mean)	-39	-7
Difference from Liraglutide Injection + metformin arm (LS mean) ^b	-31**	
95% Confidence Interval	(-39, -23)	

^aIntent-to-treat population using last observation on study

^bLeast squares mean adjusted for baseline value

**p-value <0.0001

Add-on to Sulfonylurea

In this 26-week trial, 1,041 adult patients with type 2 diabetes mellitus were randomized to liraglutide injection 0.6 mg, liraglutide injection 1.2 mg, liraglutide injection 1.8 mg, placebo, or rosiglitazone 4 mg (one-half of the maximal approved dose in the United States), all as add-on to glimepiride. Randomization occurred after a 4-week run-in period consisting of an initial, 2-week, forced-glimepiride titration period followed by a maintenance period of another 2 weeks. During the titration period, doses of glimepiride were increased to 4 mg/day. The doses of glimepiride could be reduced (at the discretion of the investigator) from 4 mg/day to 3 mg/day or 2 mg/day (minimum) after randomization, in the event of unacceptable hypoglycemia or other adverse events.

The mean age of participants was 56 years, and the mean duration of diabetes was 8 years. Participants were 49.4% male, 64.4% White and 2.8% Black or African American.

The mean BMI was 29.9 kg/m².

Treatment with liraglutide injection 1.2 mg and 1.8 mg as add-on to glimepiride resulted in a statistically significant reduction in mean HbA_{1c} compared to placebo add-on to glimepiride (Table 7). The percentage of patients who discontinued due to ineffective therapy was 3.0% in the liraglutide injection 1.8 mg + glimepiride treatment group, 3.5% in the liraglutide injection 1.2 mg + glimepiride treatment group, 17.5% in the placebo + glimepiride treatment group, and 6.9% in the rosiglitazone + glimepiride treatment group.

Table 7 Results of a 26-week Trial of Liraglutide Injection as add-on to Sulfonylurea in Adult Patients with Type 2 Diabetes Mellitus^a

	Liraglutide Injection 1.8 mg + Glimepiride	Liraglutide Injection 1.2 mg + Glimepiride	Placebo + Glimepiride	Rosiglitazone 4 mg [†] + Glimepiride
Intent-to-Treat Population (N)	234	228	114	231
HbA_{1c} (%) (Mean)				
Baseline	8.5	8.5	8.4	8.4
Change from baseline (adjusted mean) ^b	-1.1	-1.1	+0.2	-0.4
Difference from placebo + glimepiride arm (adjusted mean) ^b	-1.4**	-1.3**		
95% Confidence Interval	(-1.6, -1.1)	(-1.5, -1.1)		
Percentage of patients achieving HbA _{1c} <7%	42	35	7	22
Fasting Plasma Glucose (mg/dL) (Mean)				
Baseline	174	177	171	179
Change from baseline (adjusted mean) ^b	-29	-28	+18	-16
Difference from placebo + glimepiride arm (adjusted mean) ^b	-47**	-46**		
95% Confidence Interval	(-58, -35)	(-58, -35)		
Body Weight (kg) (Mean)				
Baseline	83.0	80.0	81.9	80.6
Change from baseline (adjusted mean) ^b	-0.2	+0.3	-0.1	+2.1
Difference from placebo + glimepiride arm (adjusted mean) ^b	-0.1	0.4		
95% Confidence Interval	(-0.9, 0.6)	(-0.4, 1.2)		

^aIntent-to-treat population using last observation on study

^bLeast squares mean adjusted for baseline value

[†]For rosiglitazone, one-half of the maximal approved United States dose.

**p-value <0.0001

Add-on to Metformin and Sulfonylurea

In this 26-week trial, 581 adult patients with type 2 diabetes mellitus were randomized to liraglutide injection 1.8 mg, placebo, or insulin glargine, all as add-on to metformin and glimepiride. Randomization took place after a 6-week run-in period consisting of a 3-week forced metformin and glimepiride titration period followed by a maintenance period of another 3 weeks. During the titration period, doses of metformin and glimepiride were to be increased up to 2,000 mg/day and 4 mg/day, respectively. After randomization, patients randomized to liraglutide injection 1.8 mg underwent a 2 week period of titration with liraglutide injection. During the trial, the liraglutide injection and metformin doses were fixed, although glimepiride and insulin glargine doses could be adjusted. Patients titrated glargine twice-weekly during the first 8 weeks of treatment based on self-measured fasting plasma glucose on the day of titration. After Week 8, the frequency of insulin glargine titration was left to the discretion of the investigator, but, at a minimum, the glargine dose was to be revised, if necessary, at Weeks 12 and 18. Only 20% of glargine-treated patients achieved the pre-specified target fasting plasma glucose of ≤100 mg/dL. Therefore, optimal titration of the insulin glargine dose was not achieved in most patients.

The mean age of participants was 58 years, and the mean duration of diabetes was 9 years. Participants were 56.5% male, 75.0% White and 3.6% Black or African American. The mean BMI was 30.5 kg/m².

Treatment with liraglutide injection as add-on to glimepiride and metformin resulted in a statistically significant mean reduction in HbA_{1c} compared to placebo add-on to glimepiride and metformin (Table 8). The percentage of patients who discontinued due to ineffective therapy was 0.9% in the liraglutide injection 1.8 mg + metformin + glimepiride treatment group, 0.4% in the insulin glargine + metformin + glimepiride treatment group, and 11.3% in the placebo + metformin + glimepiride treatment group.

Table 8 Results of a 26-week Trial of Liraglutide Injection as Add-on to Metformin and Sulfonylurea in Adult Patients with Type 2 Diabetes Mellitus^a

	Liraglutide Injection 1.8 mg + Metformin + Glimepiride	Placebo + Metformin + Glimepiride	Insulin glargine[†] + Metformin + Glimepiride
Intent-to-Treat Population (N)	230	114	232
HbA_{1c} (%) (Mean)			
Baseline	8.3	8.3	8.1
Change from baseline (adjusted mean) ^b	-1.3	-0.2	-1.1
Difference from placebo + metformin + glimepiride arm (adjusted mean) ^b	-1.1**		
95% Confidence Interval	(-1.3, -0.9)		
Percentage of patients achieving HbA _{1c} <7%	53	15	46
Fasting Plasma Glucose (mg/dL) (Mean)			
Baseline	165	170	164
Change from baseline (adjusted mean) ^b	-28	+10	-32
Difference from placebo + metformin + glimepiride arm (adjusted mean) ^b	-38**		
95% Confidence Interval	(-46, -30)		
Body Weight (kg) (Mean)			
Baseline	85.8	85.4	85.2
Change from baseline (adjusted mean) ^b	-1.8	-0.4	1.6
Difference from placebo + metformin + glimepiride arm (adjusted mean) ^b	-1.4*		
95% Confidence Interval	(-2.1, -0.7)		

^aIntent-to-treat population using last observation on study

^bLeast squares mean adjusted for baseline value

[†]For insulin glargine, optimal titration regimen was not achieved for 80% of patients.

*p-value <0.05

**p-value <0.0001

Liraglutide Injection Compared to Exenatide, Both as Add-on to Metformin and/or Sulfonylurea Therapy

In this 26-week, open-label trial, 464 adult patients with type 2 diabetes mellitus on a background of metformin monotherapy, sulfonylurea monotherapy or a combination of metformin and sulfonylurea were randomized to once daily liraglutide injection 1.8 mg or exenatide 10 mcg twice daily. Maximally tolerated doses of background therapy were to remain unchanged for the duration of the trial. Patients randomized to exenatide started on a dose of 5 mcg twice-daily for 4 weeks and then were escalated to 10 mcg twice daily.

The mean age of participants was 57 years, and the mean duration of diabetes was 8 years. Participants were 51.9% male, 91.8% White, 5.4% Black or African American and 12.3% of Hispanic or Latino ethnicity. The mean BMI was 32.9 kg/m².

Treatment with liraglutide injection 1.8 mg resulted in statistically significant reductions in HbA_{1c} and FPG relative to exenatide (Table 9). The percentage of patients who discontinued for ineffective therapy was 0.4% in the liraglutide injection treatment group and 0% in the exenatide treatment group. Both treatment groups had a mean decrease from baseline in body weight of approximately 3 kg.

Table 9 Results of a 26-week Open-label trial of Liraglutide Injection versus Exenatide (both in combination with metformin and/or sulfonylurea) in Adult Patients with Type 2 Diabetes Mellitus ^a

	Liraglutide Injection 1.8 mg once daily + metformin and/or sulfonylurea	Exenatide 10 mcg twice daily + metformin and/or sulfonylurea
Intent-to-Treat Population (N)	233	231
HbA_{1c} (%) (Mean)		
Baseline	8.2	8.1
Change from baseline (adjusted mean) ^b	-1.1	-0.8
Difference from exenatide arm (adjusted mean) ^b	-0.3**	
95% Confidence Interval	(-0.5, -0.2)	
Percentage of patients achieving HbA _{1c} <7%	54	43
Fasting Plasma Glucose (mg/dL) (Mean)		
Baseline	176	171
Change from baseline (adjusted mean) ^b	-29	-11
Difference from exenatide arm (adjusted mean) ^b	-18**	
95% Confidence Interval	(-25, -12)	

^aIntent-to-treat population using last observation carried forward

^bLeast squares mean adjusted for baseline value

**p-value <0.0001

Add-on to Metformin and Thiazolidinedione

In this 26-week trial, 533 adult patients with type 2 diabetes mellitus were randomized to liraglutide injection 1.2 mg, liraglutide injection 1.8 mg or placebo, all as add-on to rosiglitazone (8 mg) plus metformin (2,000 mg). Patients underwent a 9 week run-in period (3-week forced dose escalation followed by a 6-week dose maintenance phase) with rosiglitazone (starting at 4 mg and increasing to 8 mg/day within 2 weeks) and metformin (starting at 500 mg with increasing weekly increments of 500 mg to a final dose of 2,000 mg/day). Only patients who tolerated the final dose of rosiglitazone (8 mg/day) and metformin (2,000 mg/day) and completed the 6-week dose maintenance phase were eligible for randomization into the trial.

The mean age of participants was 55 years, and the mean duration of diabetes was 9 years. Participants were 61.6% male, 84.2% White, 10.2% Black or African American and 16.4% of Hispanic or Latino ethnicity. The mean BMI was 33.9 kg/m².

Treatment with liraglutide injection as add-on to metformin and rosiglitazone produced a statistically significant reduction in mean HbA_{1c} compared to placebo add-on to metformin and rosiglitazone (Table 10). The percentage of patients who discontinued due to ineffective therapy was 1.7% in the liraglutide injection 1.8 mg + metformin + rosiglitazone treatment group, 1.7% in the liraglutide injection 1.2 mg + metformin + rosiglitazone treatment group, and 16.4% in the placebo + metformin + rosiglitazone treatment group.

Table 10 Results of a 26-week Trial of Liraglutide Injection as Add-on to Metformin and

Thiazolidinedione in Adult Patients with Type 2 Diabetes Mellitus ^a

	Liraglutide Injection 1.8 mg + Metformin + Rosiglitazone	Liraglutide Injection 1.2 mg + Metformin + Rosiglitazone	Placebo + Metformin + Rosiglitazone
Intent-to-Treat Population (N)	178	177	175
HbA_{1c} (%) (Mean)			
Baseline	8.6	8.5	8.4
Change from baseline (adjusted mean) ^b	-1.5	-1.5	-0.5
Difference from placebo + metformin + rosiglitazone arm (adjusted mean) ^b	-0.9**	-0.9**	
95% Confidence Interval	(-1.1, -0.8)	(-1.1, -0.8)	
Percentage of patients achieving HbA _{1c} <7%	54	57	28
Fasting Plasma Glucose (mg/dL) (Mean)			
Baseline	185	181	179
Change from baseline (adjusted mean) ^b	-44	-40	-8
Difference from placebo + metformin + rosiglitazone arm (adjusted mean) ^b	-36**	-32**	
95% Confidence Interval	(-44, -27)	(-41, -23)	
Body Weight (kg) (Mean)			
Baseline	94.9	95.3	98.5
Change from baseline (adjusted mean) ^b	-2.0	-1.0	+0.6
Difference from placebo + metformin + rosiglitazone arm (adjusted mean) ^b	-2.6**	-1.6**	
95% Confidence Interval	(-3.4, -1.8)	(-2.4, -1.0)	

^aIntent-to-treat population using last observation on study

^bLeast squares mean adjusted for baseline value

**p-value <0.0001

Liraglutide Injection Compared to Placebo Both With or Without metformin and/or Sulfonylurea and/or Pioglitazone and/or Basal or Premix insulin in Patients with Type 2 Diabetes Mellitus and Moderate Renal Impairment

In this 26-week, double-blind, randomized, placebo-controlled, parallel-group trial in adult patients with type 2 diabetes mellitus, 279 patients with moderate renal impairment, as per MDRD formula (eGFR 30-59 mL/min/1.73 m²), were randomized to liraglutide injection or placebo once daily. Liraglutide injection was added to the patient's stable pre-trial antidiabetic regimen (insulin therapy and/or metformin, pioglitazone, or sulfonylurea). The dose of liraglutide injection was escalated according to approved labeling to achieve a dose of 1.8 mg per day. The insulin dose was reduced by 20% at randomization for patients with baseline HbA_{1c} ≤ 8% and fixed until liraglutide dose escalation was complete. Dose reduction of insulin and SU was allowed in case of hypoglycemia; up titration of insulin was allowed but not beyond the pre-trial dose.

The mean age of participants was 67 years, and the mean duration of diabetes was 15 years. Participants were 50.5% male, 92.3% White, 6.6% Black or African American, and 7.2% of Hispanic or Latino ethnicity. The mean BMI was 33.9 kg/m². Approximately half of patients had an eGFR between 30 and <45mL/min/1.73 m².

Treatment with liraglutide injection resulted in a statistically significant reduction in HbA_{1c} from baseline at Week 26 compared to placebo (see Table 11). 123 patients reached the 1.8 mg dose of liraglutide injection.

Table 11 Results of a 26-week Trial of Liraglutide Injection Compared to Placebo in Adult Patients with Type 2 Diabetes Mellitus and Moderate Renal Impairment ^a

	Liraglutide Injection 1.8 mg + insulin and/or OAD	Placebo + insulin and/or OAD
Intent to Treat Population (N)	140	137
HbA_{1c} (%)		
Baseline (mean)	8.1	8.0
Change from baseline (estimated mean) ^{b, c}	-0.9	-0.4
Difference from placebo ^{b, c}	-0.6*	
95% Confidence Interval	(-0.8, -0.3)	
Proportion achieving HbA _{1c} < 7% ^d	39.3	19.7
FPG (mg/dL)		
Baseline (mean)	171	167
Change from baseline (estimated mean) ^e	-22	-10
Difference from placebo ^e	-12**	
95% Confidence Interval	(-23, -0.8)	

^a Intent-to-treat population

^b Estimated using a mixed model for repeated measurement with treatment, country, stratification groups as factors and baseline as a covariate, all nested within visit. Multiple imputation method modeled “wash out” of the treatment effect for patients having missing data who discontinued treatment.

^c Early treatment discontinuation, before week 26, occurred in 25% and 22% of liraglutide injection and placebo patients, respectively.

^d Based on the known number of subjects achieving HbA_{1c} < 7%. When applying the multiple imputation method described in b) above, the estimated percents achieving HbA_{1c} < 7% are 47.6% and 24.9% for liraglutide injection and placebo, respectively.

^e Estimated using a mixed model for repeated measurement with treatment, country, stratification groups as factors and baseline as a covariate, all nested within visit.

*p-value <0.0001

**p-value <0.05

14.2 Glycemic Control Trial in Pediatric Patients Aged 10 Years and Older with Type 2 Diabetes Mellitus

Liraglutide injection was evaluated in a 26-week, double-blind, randomized, parallel group, placebo controlled multicenter trial (NCT01541215), in 134 pediatric patients with type 2 diabetes mellitus aged 10 years and older. Patients were randomized to liraglutide injection once-daily or placebo once-daily in combination with metformin with or without basal insulin treatment. All patients were on a metformin dose of 1,000 to 2,000 mg prior to randomization. The basal insulin dose was decreased by 20% at randomization and liraglutide injection was titrated weekly by 0.6 mg for 2 to 3 weeks based on tolerability and an average fasting plasma glucose goal of ≤ 110 mg/dL.

The mean age was 14.6 years: 29.9% were ages 10 to 14 years, and 70.1% were greater than 14 years of age. 38.1% were male, 64.9% were White, 13.4% were Asian, 11.9% were Black or African American; 29.1% were of Hispanic or Latino ethnicity. The mean BMI was 33.9 kg/m² and the mean BMI SDS was 2.9. 18.7% of patients were using basal insulin at baseline. The mean duration of diabetes was 1.9 years and the mean HbA_{1c} was 7.8%.

At week 26, treatment with liraglutide injection was superior in reducing HbA_{1c} from baseline versus placebo. The estimated treatment difference in HbA_{1c} reduction from baseline between liraglutide injection and placebo was -1.06% with a 95% confidence interval of [-1.65%; -0.46%] (see Table 12).

Table 12 Results at week 26 in a trial comparing Liraglutide Injection in combination with metformin with or without basal insulin versus Placebo in combination with metformin with or without basal insulin in Pediatric Patients Aged 10 Years and Older with Type 2 Diabetes Mellitus

	Liraglutide Injection + metformin ± basal insulin	Placebo + metformin ± basal insulin
N	66	68
HbA_{1c} (%)		
Baseline	7.9	7.7
End of 26 weeks	7.1	8.2
Adjusted mean change from baseline after 26 weeks ^a	-0.64	0.42
Treatment difference [95% CI] Liraglutide Injection vs Placebo	-1.06 [-1.65; -0.46]*	
Percentage of patients achieving HbA _{1c} <7% ^b	63.7	36.5
FPG (mg/dL)		
Baseline	157	147
End of 26 weeks	132	166
Adjusted mean change from baseline after 26 weeks ^a	-19.4	14.4
Treatment difference [95% CI] Liraglutide Injection vs Placebo	-33.83 [-55.74; -11.92]	

^a The change from baseline to end of treatment visit in HbA_{1c} and FPG was analyzed using a pattern mixture model with multiple imputation. Missing observations (10.6% in the liraglutide injection, 14.5% in the placebo) were imputed from the placebo arm based on multiple (x10,000) imputations. The data for week 26 was then analyzed with an ANCOVA model containing treatment, sex and age group as fixed effects and baseline value as covariate.

^b Categories are derived from continuous measurements of HbA_{1c} using a pattern mixture model with multiple imputation for missing observations.

* p-value <0.001

16.1 How Supplied

Liraglutide Injection: 18 mg/3 mL (6 mg/mL) clear, colorless solution in a pre-filled, single-patient-use pen that delivers doses of 0.6 mg, 1.2 mg, or 1.8 mg is available in the following package sizes:

2 x Liraglutide Injection pen NDC 0143-9144-02

3 x Liraglutide Injection pen NDC 0143-9144-03

16.2 Recommended Storage

Prior to first use, Liraglutide Injection should be stored in a refrigerator between 36°F to 46°F (2°C to 8°C). Do not store in the freezer or directly adjacent to the refrigerator cooling element. Do not freeze Liraglutide Injection and do not use Liraglutide Injection if it has been frozen.

After first use of the Liraglutide Injection pen, the pen can be stored for 30 days at controlled room temperature (59°F to 86°F; 15°C to 30°C) or in a refrigerator (36°F to 46°F; 2°C to 8°C). Keep the pen cap on when not in use. Protect Liraglutide Injection from excessive heat and sunlight. Always remove and safely discard the needle after each injection and store the Liraglutide Injection pen without an injection needle attached. This will reduce the potential for contamination, infection, and leakage while also ensuring dosing accuracy. Always use a new needle for each injection to prevent contamination.

Advise the patient to read the FDA-approved patient labeling (Medication Guide).

Risk of Thyroid C-cell Tumors

Inform patients that liraglutide causes benign and malignant thyroid C-cell tumors in mice and rats and that the human relevance of this finding is unknown. Counsel patients

to report symptoms of thyroid tumors (e.g., a lump in the neck, hoarseness, dysphagia, or dyspnea) to their physician [see Boxed Warning and Warnings and Precautions (5.1)].

Pancreatitis

Inform patients of the potential risk for pancreatitis. Explain that persistent severe abdominal pain that may radiate to the back and which may or may not be accompanied by vomiting, is the hallmark symptom of acute pancreatitis. Instruct patients to discontinue Liraglutide injection promptly and contact their physician if persistent severe abdominal pain occurs [see Warnings and Precautions (5.2)].

Never Share a Liraglutide Injection Pen Between Patients

Advise patients that they must never share a liraglutide injection pen with another person, even if the needle is changed, because doing so carries a risk for transmission of blood-borne pathogens [see Warnings and Precautions (5.3)].

Hypoglycemia

Inform patients that hypoglycemia has been reported when liraglutide injection is used with insulin secretagogues or insulin and may occur in pediatric patients regardless of concomitant antidiabetic treatment. Educate patients or caregivers on the signs and symptoms of hypoglycemia [see Warnings and Precautions (5.4)].

Acute Kidney Injury

Advise patients of the potential risk of dehydration due to gastrointestinal adverse reactions and to take precautions to avoid fluid depletion. Inform patients of the potential risk for worsening renal function, which in some cases may require dialysis [see Warnings and Precautions (5.5)].

Hypersensitivity Reactions

Inform patients that serious hypersensitivity reactions have been reported during postmarketing use of liraglutide injection. Advise patients on the symptoms of hypersensitivity reactions and instruct them to stop taking liraglutide injection and seek medical advice promptly if such symptoms occur [see Warnings and Precautions (5.6)].

Acute Gallbladder Disease

Inform patients of the potential risk for cholelithiasis or cholecystitis. Instruct patients to contact their physician if cholelithiasis or cholecystitis is suspected for appropriate clinical follow-up [see Warnings and Precautions (5.7)].

Pulmonary Aspiration During General Anesthesia or Deep Sedation

Inform patients that liraglutide injection may cause their stomach to empty more slowly which may lead to complications with anesthesia or deep sedation during planned surgeries or procedures. Instruct patients to inform healthcare providers prior to any planned surgeries or procedures if they are taking liraglutide injection [see Warnings and Precautions (5.8)].

Missed Dose

Inform patients not to take an extra dose of liraglutide injection to make up for a missed dose. If a dose is missed, the once-daily regimen should be resumed as prescribed with the next scheduled dose. If more than 3 days have elapsed since the last dose, advise

the patient to reinitiate liraglutide injection at 0.6 mg to mitigate any gastrointestinal symptoms associated with reinitiation of treatment. Liraglutide injection should be titrated at the discretion of the healthcare provider [see Dosage and Administration (2.2)].

Manufactured by:

Hybio Pharmaceutical Co., Ltd. (Pingshan Factory)

2nd Luhui Rd. Kengzi Jinsha Community, Pingshan District, Shenzhen, Guangdong 518118, China (CHN)

Distributed by:

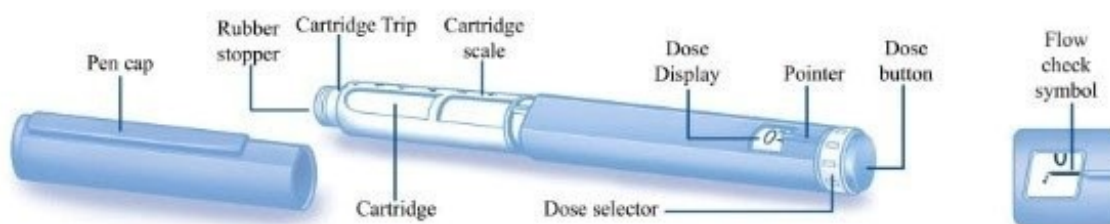
Hikma Pharmaceuticals USA Inc.

Berkeley Heights, NJ 07922

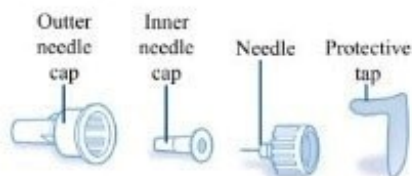
Revised November 2024

Liraglutide Injection

Liraglutide Injection Pen



Needle (example)



If you are having problems using your Liraglutide Injection pen, contact Hikma Pharmaceuticals USA Inc. at 1-877-845-0689

First read the Medication Guide that comes with your liraglutide injection single-patient use pen and then read this Patient Instructions for Use for information about how to use your liraglutide injection pen the right way.

These instructions do not take the place of talking with your healthcare provider about your medical condition or your treatment.

Do not share your liraglutide injection pen with other people, even if the needle has been changed. You may give other people a serious infection, or get a serious infection from them.

Your liraglutide injection pen is a disposable single-patient-use prefilled pen injector that contains 3 mL of liraglutide injection and will deliver doses of 0.6 mg, 1.2 mg or 1.8 mg. The number of doses that you can take with a liraglutide injection pen depends on the dose of medicine that is prescribed for you. Your healthcare provider will tell you how much liraglutide injection to take.

Liraglutide injection pen should be used with compatible disposable needles. Talk to your

healthcare provider or pharmacist for more information about needles for your liraglutide injection pen.

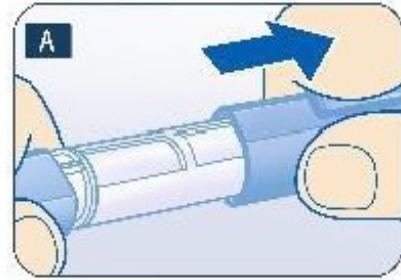
Important Information

- Always use a new needle for each injection to prevent contamination.
- Always remove the needle after each injection, and store your pen without the needle attached. This reduces the risk of contamination, infection, leakage of liraglutide, blocked needles and inaccurate dosing.
- Keep your liraglutide injection pen and all medicines out of the reach of children.
- If you drop your liraglutide injection pen, repeat “First Time Use For Each New Pen” (steps A through D).
- Be careful not to bend or damage the needle.
- Do not use the cartridge scale to measure how much liraglutide injection to inject.
- Be careful when handling used needles to avoid needle stick injuries.
- You can use your liraglutide injection pen for up to 30 days after you use it the first time.

First Time Use for Each New Pen

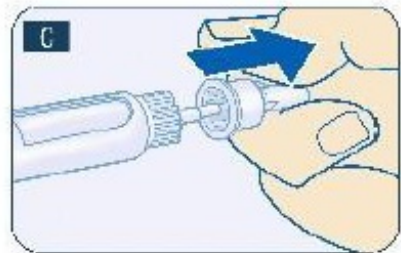
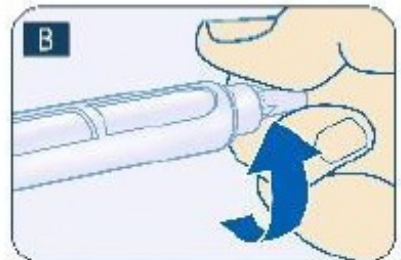
Step A. Check the Pen

- Take your new liraglutide injection pen out of the refrigerator.
- Wash hands with soap and water before use.
- Check pen label before each use to make sure it is your liraglutide injection pen.
- Pull off pen cap (See Figure A).
- Check liraglutide injection in the cartridge. The liquid should be clear, colorless and free of particles. If not, do not use.
- Wipe the rubber stopper with an alcohol swab.




Step B. Attach the Needle

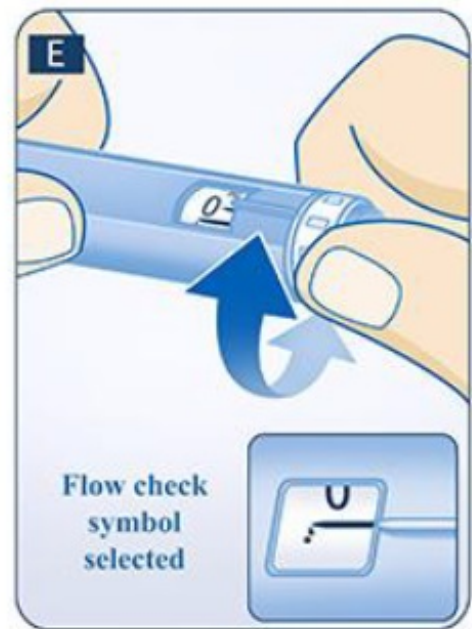
- Remove protective tab from outer needle cap (See Figure B).
- Push outer needle cap containing the needle straight onto the pen, then screw needle on until secure.
- Pull off outer needle cap (See Figure C). Do not throw away
- Pull off inner needle cap and throw away (See Figure D). A small drop of liquid may appear. This is normal.



Step C. Dial to the Flow Check Symbol

This step is done only **Once** for each new pen and is **Only** required the first time you use a new pen.

- Turn dose selector until the black line of flow check symbol () lines up with pointer (See Figure E). The flow check symbol does not administer the dose as prescribed by your healthcare provider.
- To select the dose prescribed by your healthcare provider, continue to Step G under “Routine Use”.



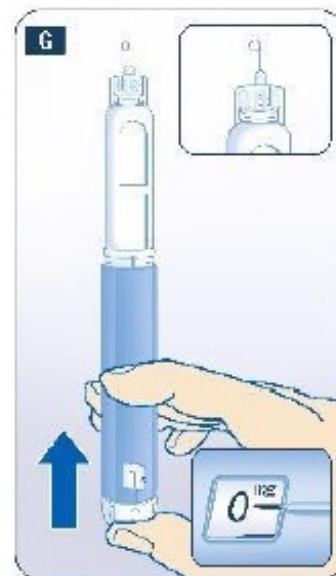
Step D. Prepare the Pen

- Hold pen with needle pointing up.
- Tap cartridge gently with your finger a few times to bring any air bubbles to the top of the cartridge (See Figure F).
- Keep needle pointing up and press dose button until the black line of 0 mg lines up with pointer (See Figure G). Repeat steps C and D, up to 6 times, until a drop of liraglutide injection appears at the needle tip.



If you still see no drop of liraglutide injection, use a new pen and contact Hikma Pharmaceuticals USA Inc. at 1-877-845-0689.

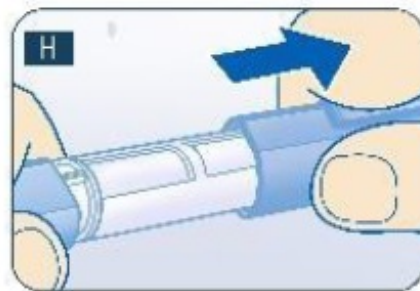
Continue to Step G under "Routine Use" →



Routine Use

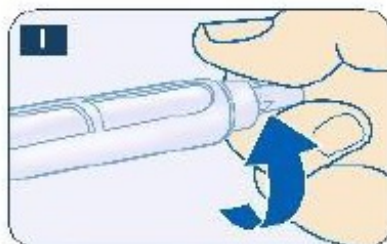
Step E. Check the Pen

- Take your liraglutide injection pen from where it is stored.
- Wash hands with soap and water before use.
- Check pen label before each use to make sure it is your liraglutide injection pen.
- Pull off pen cap (See Figure H).
- Check liraglutide injection in the cartridge. The liquid should be clear, colorless and free of particles. If not, do not use.
- Wipe the rubber stopper with an alcohol swab.

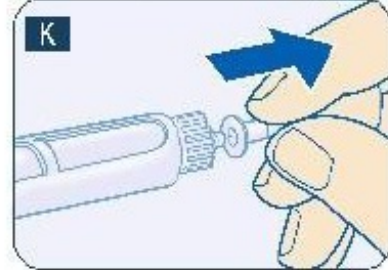
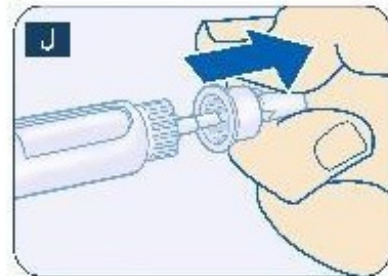


Step F. Attach the Needle

- Remove protective tab from outer needle cap.
- Push outer needle cap containing the needle straight onto the pen, then screw needle on until secure (See Figure I).



- Pull off outer needle cap. Do not throw away (See Figure J).
- Pull off inner needle cap and throw away (See Figure K). A small drop of liquid may appear. This is normal.



Step G. Dial the Dose

- Liraglutide injection pen can give a dose of 0.6 mg (starting dose), 1.2 mg or 1.8 mg. Be sure that you know the dose of liraglutide injection that is prescribed for you.
- Turn the dose selector until the black line of your needed dose lines up with the pointer (0.6 mg, 1.2 mg or 1.8 mg) (See Figure L).
- You will hear a "click" every time you turn the dose selector. **Do not set the dose by counting the number of clicks you hear.**
- If you select a wrong dose, change it by turning the dose selector backwards or forwards until the black line of the correct dose lines up with the pointer. Be careful not to press the dose button when turning the dose selector. This may cause liraglutide injection to come out.



Step H. Injecting the Dose

- Insert needle into your skin in the stomach (abdomen), thigh or upper arm. Use the injection technique shown to you by your healthcare provider. **Do not inject liraglutide injection into a vein or muscle.**
- Press down on the center of the dose button to inject until the black line of 0 mg lines up with the pointer (See Figure M).
- Be careful not to touch the dose display with your other fingers. This may block the injection.

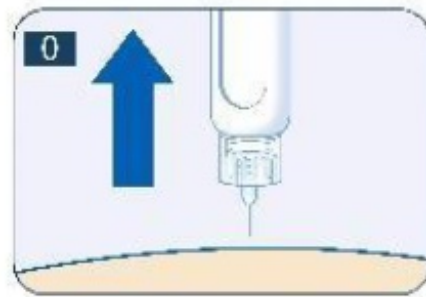


- Keep the dose button pressed down and make sure that you keep the needle under the skin for a full count of 6 seconds to make sure the full dose is injected. Keep your thumb on the injection button until you remove the needle from your skin (See Figure N).
- Change (rotate) your injection sites within the area you choose for each dose. **Do not** use the same injection site for each injection.



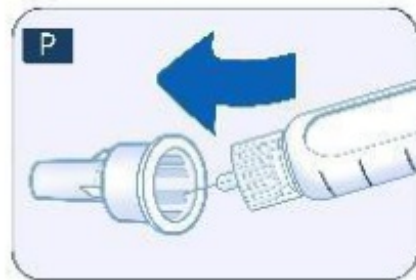
Step I. Withdraw Needle

- You may see a drop of liraglutide injection at the needle tip. This is normal and it does not affect the dose you just received. If blood appears after you take the needle out of your skin, apply light pressure, but **do not rub the area** (See Figure O).

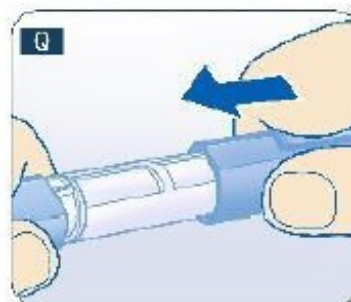


Step J. Remove and Dispose of the Needle

- Carefully put the outer needle cap over the needle (See Figure P). Unscrew the needle.
- Safely remove the needle from your liraglutide injection pen after each use.



- Put your used liraglutide injection pen and needles in a FDA-cleared sharps disposal container right away after use. Do not throw away (dispose of) loose needles and pens in your household trash.
- If you do not have a FDA-cleared sharps disposal container, you may use a household container that is:
 - made of a heavy-duty plastic
 - can be closed with a tight-fitting, puncture-resistant lid, without sharps being able to come out
 - upright and stable during use
 - leak-resistant
 - properly labeled to warn of hazardous waste inside the container
- When your sharps disposal container is almost full, you will need to follow your community guidelines for the right way to dispose of your sharps disposal container. There may be state or local laws about how you should throw away used needles and syringes. Do not reuse or share your needles with other people. For more information about the safe sharps disposal, and for specific information about sharps disposal in the state that you live in, go to the FDA's website at: <http://www.fda.gov/safesharpsdisposal>.
- Do not dispose of your used sharps disposal container in your household trash unless your community guidelines permit this. Do not recycle your used sharps disposal container.
- After removing the needle, put the pen cap on your liraglutide injection pen and store your liraglutide injection pen without the needle attached (See Figure Q).
- Do not try to refill your liraglutide injection pen - it is prefilled and is disposable.
- Do not try to repair your pen or pull it apart.
- Keep your liraglutide injection pen away from dust, dirt and liquids.
- If cleaning is needed, wipe the outside of the pen with a clean, damp cloth.



How should I store liraglutide injection?

Before use:

Store your new, unused liraglutide injection pen in the refrigerator at 36°F to 46°F (2°C to 8°C).

If liraglutide injection is stored outside of refrigeration (by mistake) prior to first use, it should be used or thrown away within 30 days.

Do not freeze liraglutide injection or use liraglutide injection if it has been frozen. Do not store liraglutide injection near the refrigerator cooling element.

Pen in use:

Use a liraglutide injection pen for only 30 days. Throw away a used liraglutide injection pen 30 days after you start using it, even if some medicine is left in the pen.

Store your liraglutide injection pen at 59°F to 86°F (15°C to 30°C), or in a refrigerator at 36°F to 46°F (2°C to 8°C).

When carrying the pen away from home, store the pen at a temperature between 59°F

to 86°F (15°C to 30°C).

If liraglutide injection has been exposed to temperatures above 86°F (30°C), it should be thrown away.

Protect your liraglutide injection pen from heat and sunlight.

Keep the pen cap on when your liraglutide injection pen is not in use.

Always remove the needle after each injection and store your pen without the needle attached. This reduces the risk of contamination, infection, leakage and inaccurate dosing.

Revised: November 2024

Liraglutide (lir-a-gloo-tide) Injection
(liraglutide) injection, for subcutaneous use

Read this Medication Guide before you start using liraglutide injection and each time you get a refill. There may be new information. This information does not take the place of talking to your healthcare provider about your medical condition or your treatment.

What is the most important information I should know about liraglutide injection?

Liraglutide injection may cause serious side effects, including:

- Possible thyroid tumors, including cancer. Tell your healthcare provider if you get a lump or swelling in your neck, hoarseness, trouble swallowing, or shortness of breath. These may be symptoms of thyroid cancer. In studies with rats and mice, liraglutide injection and medicines that work like liraglutide injection caused thyroid tumors, including thyroid cancer. It is not known if liraglutide injection will cause thyroid tumors or a type of thyroid cancer called medullary thyroid carcinoma (MTC) in people.
- Do not use liraglutide injection if you or any of your family have ever had a type of thyroid cancer called medullary thyroid carcinoma (MTC), or if you have an endocrine system condition called Multiple Endocrine Neoplasia syndrome type 2 (MEN 2).

What is liraglutide injection?

Liraglutide injection is an injectable prescription medicine used:

- along with diet and exercise to lower blood sugar (glucose) in adults and children who are 10 years of age and older with type 2 diabetes mellitus.

Liraglutide injection is not for use in people with type 1 diabetes. It should not be used with other medicines that contain liraglutide. It is not known if liraglutide injection is safe and effective to lower blood sugar (glucose) in children under 10 years of age.

Who should not use liraglutide injection?

Do not use liraglutide injection if:

- you or any of your family have ever had a type of thyroid cancer called medullary thyroid carcinoma (MTC) or if you have an endocrine system condition called Multiple Endocrine Neoplasia syndrome

type 2 (MEN 2).

- you have had a serious allergic reaction to liraglutide or any of the ingredients in liraglutide injection. See the end of this Medication Guide for a complete list of ingredients in liraglutide injection.

Symptoms of a serious allergic reaction include:

- o swelling of your face, lips, tongue or throat
- o problems breathing or swallowing
- o severe rash or itching
- o fainting or feeling dizzy
- o very rapid heartbeat

What should I tell my healthcare provider before using liraglutide injection?

Before using liraglutide injection, tell your healthcare provider if you have any other medical conditions, including if you:

- have or have had problems with your pancreas, kidneys, or liver.
- have severe problems with your stomach, such as slowed emptying of your stomach (gastroparesis) or problems with digesting food.
- are scheduled to have surgery or other procedures that use anesthesia or deep sleepiness (deep sedation).
- are pregnant or plan to become pregnant. It is not known if liraglutide injection will harm your unborn baby. Tell your healthcare provider if you become pregnant while using liraglutide injection.
- are breastfeeding or plan to breastfeed. It is not known if liraglutide injection passes into your breast milk. You should talk with your healthcare provider about the best way to feed your baby while using liraglutide injection.

Tell your healthcare provider about all the medicines you take, including prescription and over-the-counter medicines, vitamins, and herbal supplements. Liraglutide injection may affect the way some medicines work and some medicines may affect the way liraglutide injection works.

Before using liraglutide injection, talk to your healthcare provider about low blood sugar and how to manage it.

Tell your healthcare provider if you are taking other medicines to treat diabetes, including insulin or sulfonylureas.

Know the medicines you take. Keep a list of them to show your healthcare provider and pharmacist when you get a new medicine.

How should I use liraglutide injection?

- Read the Instructions for Use that comes with liraglutide injection.
- Use liraglutide injection exactly as your healthcare provider tells you to.
- **Your healthcare provider should show you how to use liraglutide injection before you use it for the first time.**
- **Use liraglutide injection 1 time each day, at any time of the day.**
- Liraglutide injection may be taken with or without food.
- Liraglutide injection is injected under the skin (subcutaneously) of your stomach (abdomen), thigh, or upper arm.

Do not inject liraglutide injection into a muscle (intramuscularly) or vein (intravenously).

- Change (rotate) your injection site within the area you choose with each injection to reduce your risk of getting lumps under the skin (cutaneous amyloidosis). Do not use the same site for each injection.

- **Do not** mix insulin and liraglutide injection together in the same injection.

- You may give an injection of liraglutide injection and insulin in the same body area (such as your stomach area), but not right next to each other.

- If you miss a dose of liraglutide injection, take the missed dose at the next scheduled dose. Do not take 2 doses of liraglutide injection at the same time.

- If you take too much liraglutide injection, call your healthcare provider right away.

Taking too much liraglutide

injection may cause severe nausea, severe vomiting, and low blood sugar (hypoglycemia).

- **Do not share your liraglutide injection pen with other people, even if the needle has been changed.** You may

give other people a serious infection or get a serious infection from them.

- The liraglutide injection pen you are using should be thrown away 30 days after you start using it.

Your dose of liraglutide injection and other diabetes medicines may need to change because of:

- change in level of physical activity or exercise, weight gain or loss, increased stress, illness, change in diet, or because of other medicines you take.

What are the possible side effects of liraglutide injection?

Liraglutide injection may cause serious side effects, including:

- **See “What is the most important information I should know about liraglutide injection?”**

- **inflammation of your pancreas (pancreatitis)** . Stop using liraglutide injection and call your healthcare provider

right away if you have severe pain in your stomach area (abdomen) that will not go away, with or without

vomiting. You may feel the pain from your abdomen to your back.

- **low blood sugar (hypoglycemia)**. Your risk for getting low blood sugar may be higher if you use liraglutide

injection with another medicine that can cause low blood sugar, such as a sulfonylurea or insulin. In children who

are 10 years of age and older, the risk for low blood sugar may be higher with liraglutide injection regardless of

use with another medicine that can also lower blood sugar.

Signs and symptoms of low blood sugar may include:

- o dizziness or light-headedness

- o sweating

- o confusion or drowsiness

- o headache

- o blurred vision

- o slurred speech

- o shakiness

- o fast heartbeat
- o anxiety, irritability, or mood changes
- o hunger
- o weakness
- o feeling jittery

• **kidney problems (kidney failure).** In people who have kidney problems, diarrhea, nausea, and vomiting may cause a loss of fluids (dehydration) which may cause kidney problems to get worse.

• **serious allergic reactions.** Stop using liraglutide injection and get medical help right away, if you have any

symptoms of a serious allergic reaction including:

- o swelling of your face, lips, tongue or throat
- o problems breathing or swallowing
- o severe rash or itching
- o fainting or feeling dizzy
- o very rapid heartbeat

• **gallbladder problems.** Gallbladder problems have happened in some people who take liraglutide injection. Tell your healthcare provider right away if you get symptoms of gallbladder problems which may include:

- o pain in your upper stomach (abdomen)
- o fever
- o yellowing of skin or eyes (jaundice)
- o clay-colored stools

• **food or liquid getting into the lungs during surgery or other procedures that use anesthesia or deep sleepiness (deep sedation).** Liraglutide injection may increase the chance of food getting into your lungs during surgery or other procedures. Tell all your healthcare providers that you are taking liraglutide injection before you are scheduled to have surgery or other procedures.

The most common side effects of liraglutide injection may include nausea, diarrhea, vomiting, decreased appetite, indigestion and constipation.

Talk to your healthcare provider about any side effects that bothers you or does not go away. These are not all the possible side effects of liraglutide injection.

Call your doctor for medical advice about side effects. You may report side effects to FDA at 1-800-FDA-1088.

General information about the safe and effective use of liraglutide injection.

Medicines are sometimes prescribed for purposes other than those listed in a Medication Guide. Do not use liraglutide injection for a condition for which it was not prescribed. Do not give liraglutide injection to other people, even if they have the same symptoms that you have. It may harm them. If you would like more information, talk with your healthcare provider. You can ask your pharmacist or healthcare provider for information about liraglutide injection that is written for health professionals.

What are the ingredients in liraglutide injection?

Active ingredient: liraglutide

Inactive ingredients: disodium phosphate dihydrate, propylene glycol, phenol and water for injection, hydrochloric acid or sodium hydroxide may be added to adjust pH

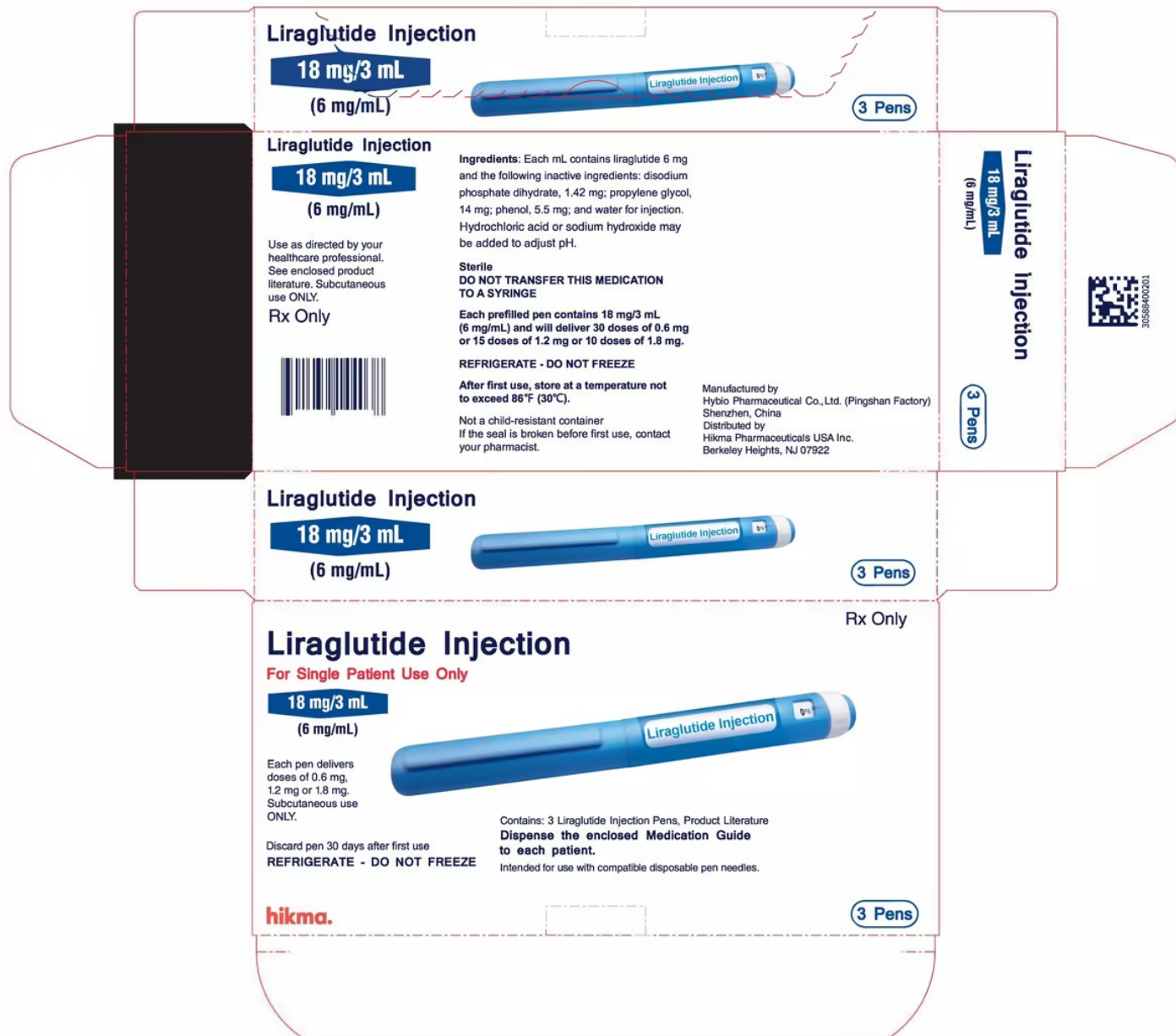
Manufactured by: Hybio Pharmaceutical Co. Ltd (Pingshan Factory)

Distributed by: Hikma Pharmaceuticals USA Inc.

For more information, contact Hikma Pharmaceuticals USA Inc. at 1-877-845-0689.

This Medication Guide has been approved by the U.S. Food and Drug Administration

Revised: 11/2024



LIRAGLUTIDE

liraglutide injection, solution

Product Information

Product Type

HUMAN PRESCRIPTION DRUG

Item Code (Source)

NDC:14403-3400

Route of Administration		SUBCUTANEOUS		
Active Ingredient/Active Moiety				
Ingredient Name		Basis of Strength	Strength	
LIRAGLUTIDE (UNII: 839I73S42A) (LIRAGLUTIDE - UNII:839I73S42A)		LIRAGLUTIDE	18 mg in 3 mL	
Packaging				
#	Item Code	Package Description	Marketing Start Date	Marketing End Date
1	NDC:14403-3400-3	3 in 1 CARTON	12/24/2024	
1	NDC:14403-3400-1	3 mL in 1 SYRINGE, PLASTIC; Type 2: Prefilled Drug Delivery Device/System (syringe, patch, etc.)		
Marketing Information				
Marketing Category	Application Number or Monograph Citation	Marketing Start Date	Marketing End Date	
ANDA	ANDA215503	12/24/2024		

Labeler - Hybio Pharmaceutical Co., Ltd. (Pingshan Factory) (552398387)

Registrant - Hybio Pharmaceutical Co., Ltd. (Pingshan Factory) (552398387)

Establishment

Name	Address	ID/FEI	Business Operations
Hybio Pharmaceutical Co., Ltd. (Pingshan Factory)		552398387	manufacture(14403-3400)

Revised: 12/2024

Hybio Pharmaceutical Co., Ltd. (Pingshan Factory)