

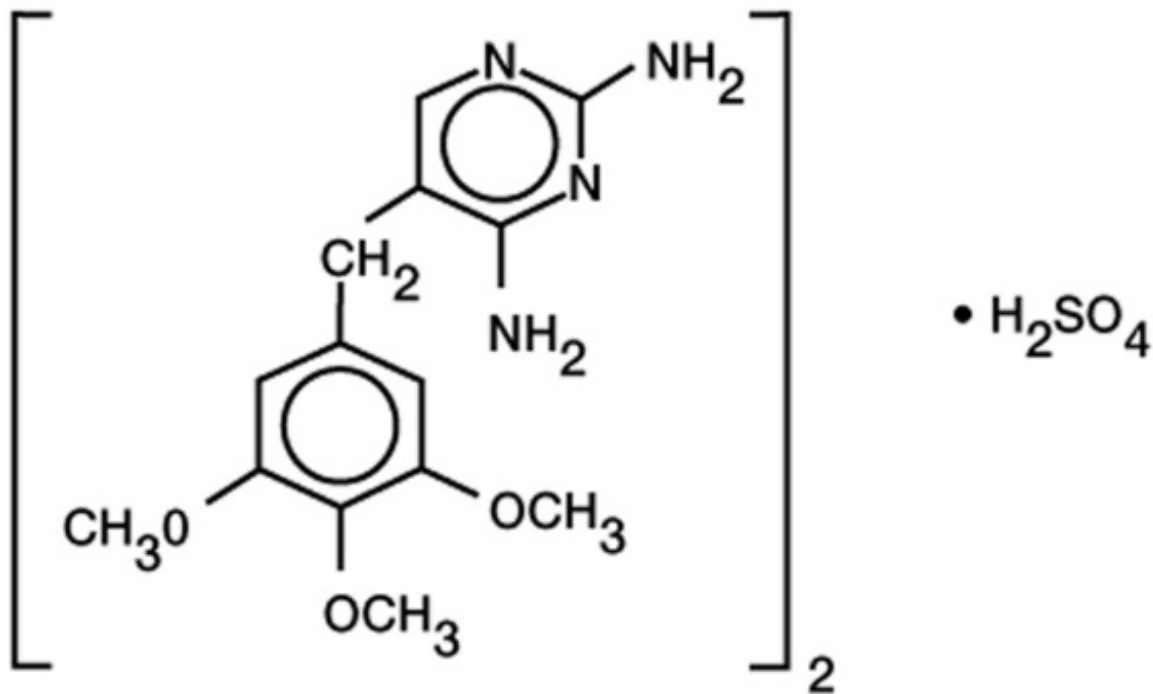
POLYMYXIN B SULFATE AND TRIMETHOPRIM- polymyxin b sulfate and trimethoprim solution
Redpharm Drug

Polymyxin B Sulfate and Trimethoprim Ophthalmic Solution, USP
Sterile
Rx Only

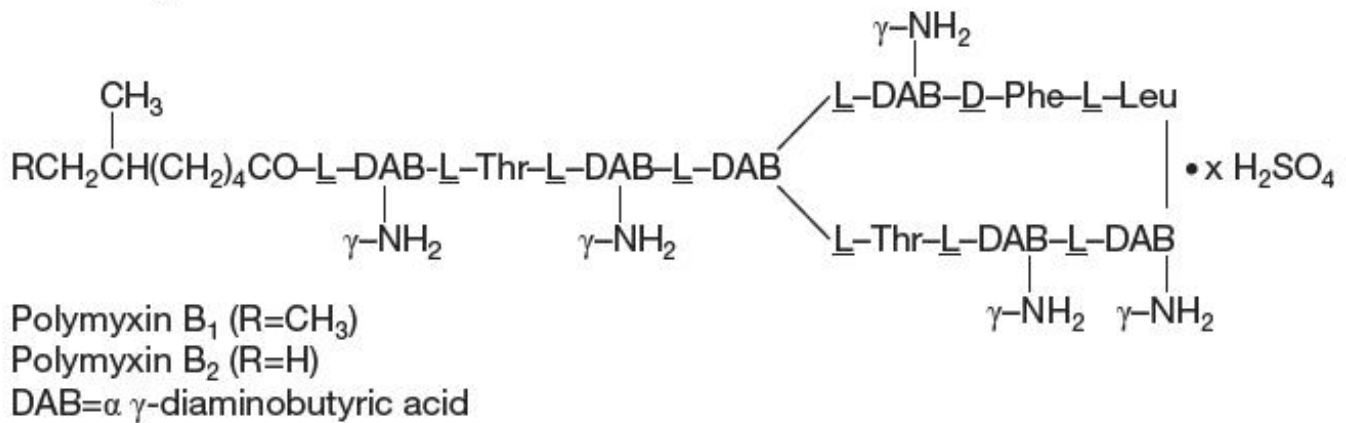
DESCRIPTION

Polymyxin B Sulfate and Trimethoprim Ophthalmic Solution is a sterile antimicrobial solution for topical ophthalmic use. It has pH of 4.0 to 6.2 and osmolality of 270 to 310 mOsm/kg.

Chemical Names: Trimethoprim sulfate, 2,4-diamino-5-(3,4,5-trimethoxybenzyl) pyrimidine sulfate (2:1), is a white, odorless, crystalline powder with a molecular weight of 678.72 and the following structural formula:



Polymyxin B sulfate is the sulfate salt of polymyxin B₁ and B₂ which are produced by the growth of *Bacillus polymyxa* (Prazmowski) Migula (Fam. Bacillaceae). It has a potency of not less than 6,000 polymyxin B units per mg, calculated on an anhydrous basis. The structural formula are:



Contains: Actives: polymyxin B sulfate 10,000 units/mL; trimethoprim sulfate equivalent to trimethoprim 1 mg/mL. **Preservative:** benzalkonium chloride 0.04 mg/mL. **Inactives:** sodium chloride; sulfuric acid; and purified water. May also contain sodium hydroxide for pH adjustment.

CLINICAL PHARMACOLOGY

Trimethoprim is a synthetic antibacterial drug active against a wide variety of aerobic gram-positive and gram-negative ophthalmic pathogens. Trimethoprim blocks the production of tetrahydrofolic acid from dihydrofolic acid by binding to and reversibly inhibiting the enzyme dihydrofolate reductase. This binding is stronger for the bacterial enzyme than for the corresponding mammalian enzyme and therefore selectively interferes with bacterial biosynthesis of nucleic acids and proteins.

Polymyxin B, a cyclic lipopeptide antibiotic, is bactericidal for a variety of gram-negative organisms, especially *Pseudomonas aeruginosa*. It increases the permeability of the bacterial cell membrane by interacting with the phospholipid components of the membrane.

Blood samples were obtained from 11 human volunteers at 20 minutes, 1 hour and 3 hours following instillation in the eye of 2 drops of ophthalmic solution containing 1 mg trimethoprim and 10,000 units polymyxin B per mL. Peak serum concentrations were approximately 0.03 mcg/mL trimethoprim and 1 unit/mL polymyxin B.

Microbiology: *In vitro* studies have demonstrated that the anti-infective components of Polymyxin B Sulfate and Trimethoprim Ophthalmic Solution are active against the following bacterial pathogens that are capable of causing external infections of the eye:

Trimethoprim: *Staphylococcus aureus* and *Staphylococcus epidermidis*, *Streptococcus pyogenes*, *Streptococcus faecalis*, *Streptococcus pneumoniae*, *Haemophilus influenzae*, *Haemophilus aegyptius*, *Escherichia coli*, *Klebsiella pneumoniae*, *Proteus mirabilis* (indole-negative), *Proteus vulgaris* (indole-positive), *Enterobacter aerogenes* and *Serratia marcescens*.

Polymyxin B: *Pseudomonas aeruginosa*, *Escherichia coli*, *Klebsiella pneumoniae*, *Enterobacter aerogenes* and *Haemophilus influenzae*.

INDICATIONS AND USAGE

Polymyxin B Sulfate and Trimethoprim Ophthalmic Solution is indicated in the treatment of surface ocular bacterial infections, including acute bacterial conjunctivitis, and blepharoconjunctivitis, caused by susceptible strains of the following microorganisms: *Staphylococcus aureus*, *Staphylococcus epidermidis*, *Streptococcus pneumoniae*, *Streptococcus viridans*, *Haemophilus influenzae* and *Pseudomonas aeruginosa*.*

*Efficacy for this organism in this organ system was studied in fewer than 10 infections.

CONTRAINDICATIONS

Polymyxin B Sulfate and Trimethoprim Ophthalmic Solution is contraindicated in patients with known hypersensitivity to any of its components.

WARNINGS

NOT FOR INJECTION INTO THE EYE. If a sensitivity reaction to Polymyxin B Sulfate and Trimethoprim Ophthalmic Solution occurs, discontinue use. Polymyxin B Sulfate and Trimethoprim Ophthalmic Solution is not indicated for the prophylaxis or treatment of ophthalmia neonatorum.

PRECAUTIONS

General

As with other antimicrobial preparations, prolonged use may result in overgrowth of nonsusceptible organisms, including fungi. If superinfection occurs, appropriate therapy should be initiated.

Information for Patients

Avoid contaminating the applicator tip with material from the eye, fingers, or other source. This precaution is necessary if the sterility of the drops is to be maintained. If redness, irritation, swelling or pain persists or increases, discontinue use immediately and contact your physician. Patients should be advised not to wear contact lenses if they have signs and symptoms of ocular bacterial infections.

Carcinogenesis, Mutagenesis, Impairment of Fertility

Carcinogenesis: Long-term studies in animals to evaluate carcinogenic potential have not been conducted with polymyxin B sulfate or trimethoprim.

Mutagenesis: Trimethoprim was demonstrated to be non-mutagenic in the Ames assay. In studies at two laboratories no chromosomal damage was detected in cultured Chinese hamster ovary cells at concentrations approximately 500 times human plasma levels after oral administration; at concentrations approximately 1,000 times human plasma levels after oral administration in these same cells, a low level of chromosomal damage was induced at one of the laboratories. Studies to evaluate mutagenic potential have not been conducted with polymyxin B sulfate.

Impairment of Fertility: Polymyxin B sulfate has been reported to impair the motility of equine sperm, but its effects on male or female fertility are unknown.

No adverse effects on fertility or general reproductive performance were observed in rats given trimethoprim in oral dosages as high as 70 mg/kg/day for males and 14 mg/kg/day for females.

Pregnancy

Teratogenic Effects

Animal reproduction studies have not been conducted with polymyxin B sulfate. It is not known whether polymyxin B sulfate can cause fetal harm when administered to a pregnant woman or can affect reproduction capacity.

Trimethoprim has been shown to be teratogenic in the rat when given in oral doses 40 times the human dose. In some rabbit studies, the overall increase in fetal loss (dead and resorbed and malformed conceptuses) was associated with oral doses 6 times the human therapeutic dose.

While there are no large well-controlled studies on the use of trimethoprim in pregnant women, Brumfitt and Pursell, in a retrospective study, reported the outcome of 186 pregnancies during which the mother received either placebo or oral trimethoprim in combination with sulfamethoxazole. The incidence of congenital abnormalities was 4.5% (3 of 66) in those who received placebo and 3.3% (4 of 120) in those receiving trimethoprim and sulfamethoxazole. There were no abnormalities in the 10 children whose mothers received the drug during the first trimester. In a separate survey, Brumfitt and Pursell also found no congenital abnormalities in 35 children whose mothers had received oral trimethoprim and sulfamethoxazole at the time of conception or shortly thereafter.

Because trimethoprim may interfere with folic acid metabolism, trimethoprim should be used during pregnancy only if the potential benefit justifies the potential risk to the fetus.

Nonteratogenic Effects

The oral administration of trimethoprim to rats at a dose of 70 mg/kg/day commencing with the last third of gestation and continuing through parturition and lactation caused no deleterious effects on gestation or pup growth and survival.

Nursing Mothers

It is not known whether this drug is excreted in human milk. Because many drugs are excreted in human milk, caution should be exercised when Polymyxin B Sulfate and Trimethoprim Ophthalmic Solution is administered to a nursing woman.

Pediatric Use

Safety and effectiveness in children below the age of 2 months have not been established [see *Warnings*].

Geriatric Use

No overall differences in safety or effectiveness have been observed between elderly and other adult patients.

ADVERSE REACTIONS

The most frequent adverse reaction to Polymyxin B Sulfate and Trimethoprim Ophthalmic Solution is local irritation consisting of increased redness, burning, stinging, and/or itching. This may occur on instillation, within 48 hours, or at any time with extended use. There are also multiple reports of hypersensitivity reactions consisting of lid edema, itching, increased redness, tearing, and/or circumocular rash. Photosensitivity has been reported in patients taking oral trimethoprim.

To report SUSPECTED ADVERSE REACTIONS, contact Sandoz Inc., at 1-800-525-8747 or FDA at

1-800-FDA-1088 or www.fda.gov/medwatch.

DOSAGE AND ADMINISTRATION

In mild to moderate infections, instill one drop in the affected eye(s) every three hours (maximum of 6 doses per day) for a period of 7 to 10 days.

HOW SUPPLIED

Polymyxin B Sulfate and Trimethoprim Ophthalmic Solution, USP is a sterile solution. Each mL contains trimethoprim sulfate equivalent to 1 mg trimethoprim and polymyxin B sulfate 10,000 units in a plastic dropper bottle of 10 mL (NDC 61314-628-10).

Storage: Store at 15° to 25°C (59° to 77°F) and protect from light.

Manufactured by

Alcon Laboratories, Inc.

Fort Worth, Texas 76134 for

Sandoz Inc.

Princeton, NJ 08540

Revised: August 2021

300049866-0821

PRINCIPAL DISPLAY PANEL

NDC61314-628-10

Polymyxin B

Sulfate and

Trimethoprim

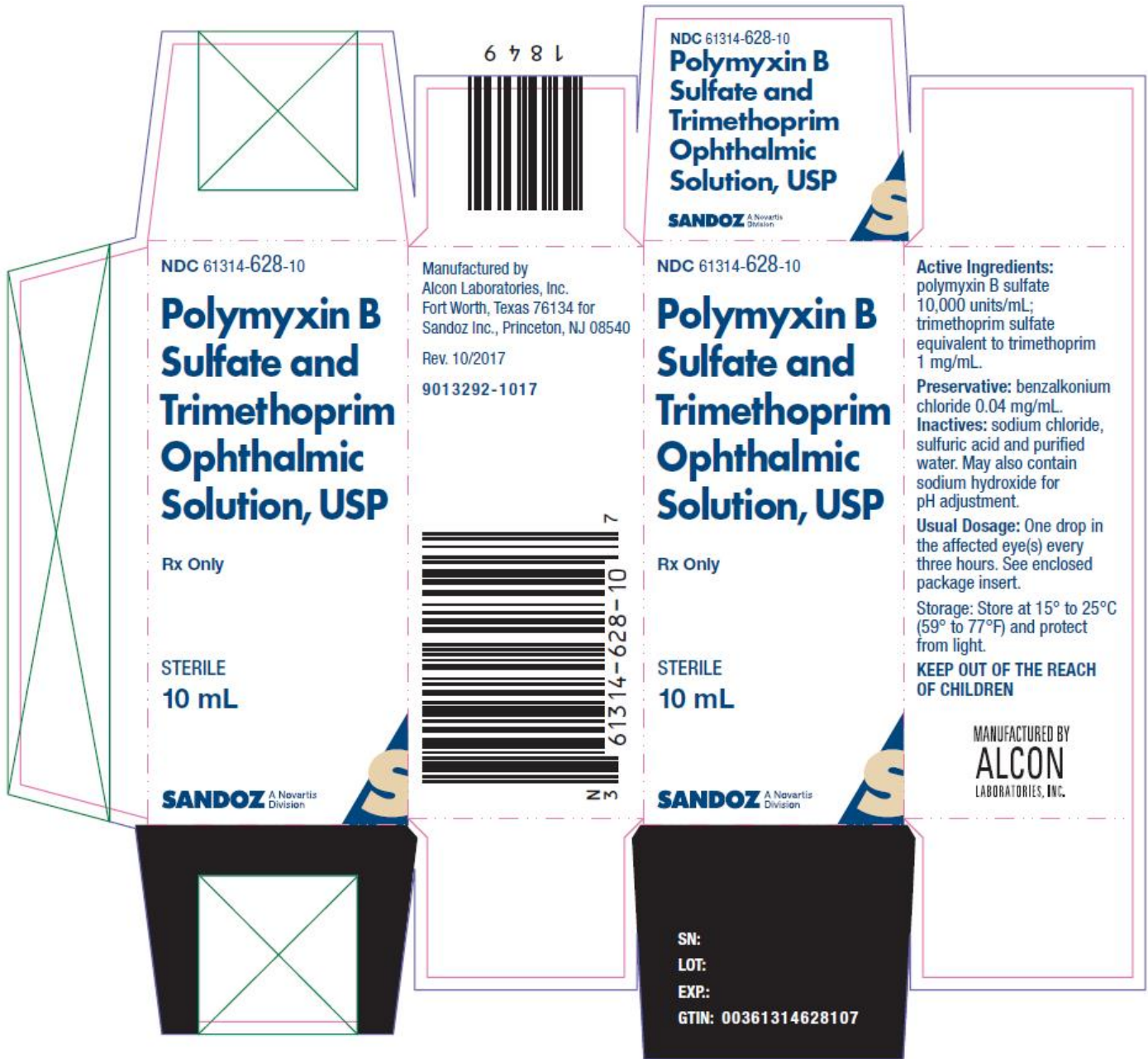
Ophthalmic

Solution, USP

Rx Only

STERILE 10mL

SANDOZ



POLYMYXIN B SULFATE AND TRIMETHOPRIM

polymyxin b sulfate and trimethoprim solution

Product Information

Product Type	HUMAN PRESCRIPTION DRUG	Item Code (Source)	NDC:67296-0385(NDC:61314-628)
Route of Administration	OPHTHALMIC		

Active Ingredient/Active Moiety

Ingredient Name	Basis of Strength	Strength
POLYMYXIN B SULFATE (UNII: 19371312D4) (POLYMYXIN B - UNII:J2VZ07J96K)	POLYMYXIN B	10000 [USP'U] in 1 mL
TRIMETHOPRIM SULFATE (UNII: E377MF8EQ8) (TRIMETHOPRIM - UNII:AN164J8Y0X)	TRIMETHOPRIM	1 mg in 1 mL

Inactive Ingredients

Ingredient Name	Strength
BENZALKONIUM CHLORIDE (UNII: F5UM2KM3W7)	
SODIUM CHLORIDE (UNII: 451W47IQ8X)	
SULFURIC ACID (UNII: O40UQP6WCF)	
WATER (UNII: 059QF0KO0R)	
SODIUM HYDROXIDE (UNII: 55X04QC32I)	

Packaging

#	Item Code	Package Description	Marketing Start Date	Marketing End Date
1	NDC:67296-0385-1	10 mL in 1 BOTTLE, PLASTIC; Type 0: Not a Combination Product	04/16/1998	

Marketing Information

Marketing Category	Application Number or Monograph Citation	Marketing Start Date	Marketing End Date
ANDA	ANDA064211	04/16/1998	

Labeler - Redpharm Drug (828374897)**Establishment**

Name	Address	ID/FEI	Business Operations
Redpharm Drug		828374897	repack(67296-0385)

Revised: 6/2024

Redpharm Drug