

ACYCLOVIR- acyclovir ointment
Torrent Pharmaceuticals Limited

ACYCLOVIR OINTMENT USP (acyclovir) 5%

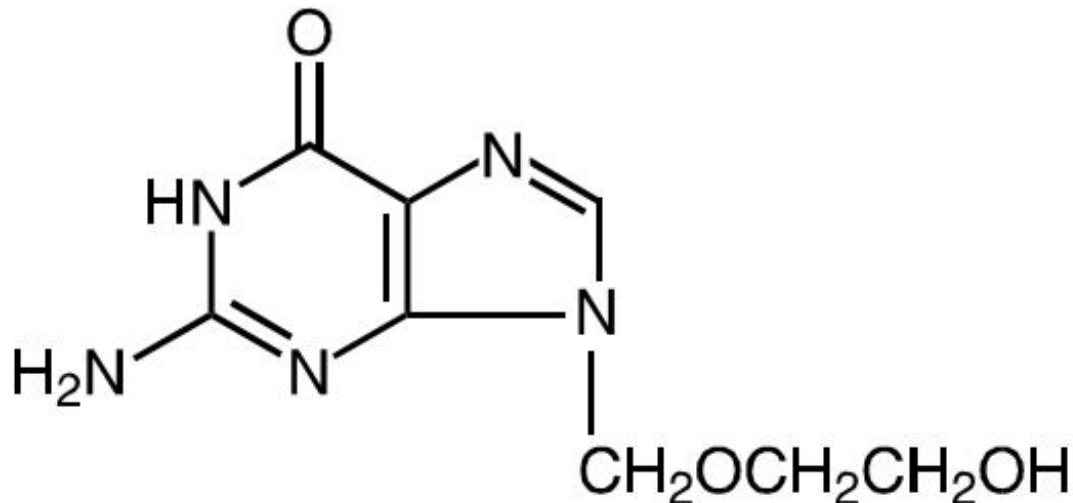
DESCRIPTION

Acyclovir ointment, USP 5% is a synthetic nucleoside analogue active against herpes viruses. Acyclovir ointment, USP 5% is a formulation for topical administration. Each gram of Acyclovir ointment, USP 5% contains 50 mg of acyclovir USP in a polyethylene glycol (PEG) base.

Acyclovir is a white, crystalline powder with the molecular formula $C_8H_{11}N_5O_3$ and a molecular weight of 225. The maximum solubility in water at 37°C is 2.5 mg/mL. The pka's of acyclovir are

2.27 and 9.25.

The chemical name of acyclovir is 2-amino-1,9-dihydro-9- [(2-hydroxyethoxy)methyl]-6 *H*-purin-6-one; it has the following structural formula:



VIROLOGY:

Mechanism of Antiviral Action:

Acyclovir is a synthetic purine nucleoside analogue with *in vitro* and *in vivo* inhibitory activity against herpes simplex virus types 1 (HSV-1), 2 (HSV-2), and varicella-zoster virus (VZV).

The inhibitory activity of acyclovir is highly selective due to its affinity for the enzyme thymidine kinase (TK) encoded by HSV and VZV. This viral enzyme converts acyclovir into acyclovir monophosphate, a nucleotide analogue. The monophosphate is further

converted into diphosphate by cellular guanylate kinase and into triphosphate by a number of cellular enzymes. *In vitro*, acyclovir triphosphate stops replication of herpes viral DNA. This is accomplished in 3 ways: 1) competitive inhibition of viral DNA polymerase, 2) incorporation into and termination of the growing viral DNA chain, and 3) inactivation of the viral DNA polymerase. The greater antiviral activity of acyclovir against HSV compared to VZV is due to its more efficient phosphorylation by the viral TK.

Antiviral Activities:

The quantitative relationship between the *in vitro* susceptibility of herpes viruses to antivirals and the clinical response to therapy has not been established in humans, and virus sensitivity testing has not been standardized. Sensitivity testing results, expressed as the concentration of drug required to inhibit by 50% the growth of virus in cell culture (IC_{50}), vary greatly depending upon a number of factors. Using plaque-reduction assays, the IC_{50} against herpes simplex virus isolates ranges from 0.02 to 13.5 mcg/mL for HSV-1 and from 0.01 to 9.9 mcg/mL for HSV-2. The IC_{50} for acyclovir against most laboratory strains and clinical isolates of VZV ranges from 0.12 to 10.8 mcg/mL. Acyclovir also demonstrates activity against the Oka vaccine strain of VZV with a mean IC_{50} of 1.35 mcg/mL.

Drug Resistance:

Resistance of HSV and VZV to acyclovir can result from qualitative or quantitative changes in the viral TK and/or DNA polymerase. Clinical isolates of HSV and VZV with reduced susceptibility to acyclovir have been recovered from immunocompromised patients, especially with advanced HIV infection. While most of the acyclovir-resistant mutants isolated thus far from immunocompromised patients have been found to be TK-deficient mutants, other mutants involving the viral TK gene (TK partial and TK altered) and DNA polymerase have been isolated. TK-negative mutants may cause severe disease in infants and immunocompromised adults. The possibility of viral resistance to acyclovir should be considered in patients who show poor clinical response during therapy.

CLINICAL PHARMACOLOGY

Two clinical pharmacology studies were performed with Acyclovir ointment 5% in immunocompromised adults at risk of developing mucocutaneous Herpes simplex virus infections or with localized varicella-zoster infections. These studies were designed to evaluate the dermal tolerance, systemic toxicity, and percutaneous absorption of acyclovir.

In 1 of these studies, which included 16 inpatients, the complete ointment or its vehicle were randomly administered in a dose of 1-cm strips (25 mg acyclovir) 4 times a day for 7 days to an intact skin surface area of 4.5 square inches. No local intolerance, systemic toxicity, or contact dermatitis were observed. In addition, no drug was detected in blood and urine by radioimmunoassay (sensitivity, 0.01 mcg/mL).

The other study included 11 patients with localized varicella-zoster infections. In this uncontrolled study, acyclovir was detected in the blood of 9 patients and in the urine of all patients tested. Acyclovir levels in plasma ranged from <0.01 to 0.28 mcg/mL in 8 patients with normal renal function, and from <0.01 to 0.78 mcg/mL in 1 patient with

impaired renal function. Acyclovir excreted in the urine ranged from <0.02% to 9.4% of the daily dose. Therefore, systemic absorption of acyclovir after topical application is minimal.

CLINICAL TRIALS

In clinical trials of initial genital herpes infections, Acyclovir ointment 5% has shown a decrease in healing time and, in some cases, a decrease in duration of viral shedding and duration of pain. In studies in immunocompromised patients mainly with herpes labialis, there was a decrease in duration of viral shedding and a slight decrease in duration of pain.

In studies of recurrent genital herpes and of herpes labialis in nonimmunocompromised patients, there was no evidence of clinical benefit; there was some decrease in duration of viral shedding.

INDICATIONS AND USAGE

Acyclovir ointment 5% is indicated in the management of initial genital herpes and in limited non-life-threatening mucocutaneous Herpes simplex virus infections in immunocompromised patients.

CONTRAINDICATIONS

Acyclovir ointment 5% is contraindicated in patients who develop hypersensitivity to the components of the formulation.

WARNINGS

Acyclovir ointment 5% is intended for cutaneous use only and should not be used in the eye.

PRECAUTIONS

General:

The recommended dosage, frequency of applications, and length of treatment should not be exceeded (see DOSAGE AND ADMINISTRATION). There are no data to support the use of Acyclovir ointment 5% to prevent transmission of infection to other persons or prevent recurrent infections when applied in the absence of signs and symptoms. Acyclovir ointment 5% should not be used for the prevention of recurrent HSV infections. Although clinically significant viral resistance associated with the use of Acyclovir ointment 5% has not been observed, this possibility exists.

Drug Interactions:

Clinical experience has identified no interactions resulting from topical or systemic administration of other drugs concomitantly with Acyclovir ointment 5%.

Carcinogenesis, Mutagenesis, Impairment of Fertility:

Systemic exposure following topical administration of acyclovir is minimal. Dermal carcinogenicity studies were not conducted. Results from the studies of carcinogenesis, mutagenesis, and fertility are not included in the full prescribing information for Acyclovir ointment 5% due to the minimal exposures of acyclovir that result from dermal application .

Pregnancy: *Teratogenic Effects:*

Pregnancy Category B. Acyclovir was not teratogenic in the mouse, rabbit, or rat at exposures greatly in excess of human exposure. There are no adequate and well-controlled studies of systemic acyclovir in pregnant women. A prospective epidemiologic registry of acyclovir use during pregnancy was established in 1984 and completed in April 1999. There were 749 pregnancies followed in women exposed to systemic acyclovir during the first trimester of pregnancy resulting in 756 outcomes. The occurrence rate of birth defects approximates that found in the general population. However, the small size of the registry is insufficient to evaluate the risk for less common defects or to permit reliable or definitive conclusions regarding the safety of acyclovir in pregnant women and their developing fetuses. Systemic acyclovir should be used during pregnancy only if the potential benefit justifies the potential risk to the fetus.

Nursing Mothers:

It is not known whether topically applied acyclovir is excreted in breast milk.

Systemic exposure following topical administration is minimal. After oral administration of Acyclovir ointment 5%, acyclovir concentrations have been documented in breast milk in 2 women and ranged from 0.6 to 4.1 times the corresponding plasma levels. These concentrations would potentially expose the nursing infant to a dose of acyclovir up to 0.3 mg/kg per day. Nursing mothers who have active herpetic lesions near or on the breast should avoid nursing.

Geriatric Use:

Clinical studies of Acyclovir ointment 5% did not include sufficient numbers of subjects aged 65 and over to determine whether they respond differently from younger subjects. Other reported clinical experience has not identified differences in responses between the elderly and younger patients. Systemic absorption of acyclovir after topical administration is minimal (see CLINICAL PHARMACOLOGY).

Pediatric Use:

Safety and effectiveness in pediatric patients have not been established.

ADVERSE REACTIONS

In the controlled clinical trials, mild pain (including transient burning and stinging) was reported by about 30% of patients in both the active and placebo arms; treatment was discontinued in 2 of these patients. Local pruritus occurred in 4% of these patients. In all studies, there was no significant difference between the drug and placebo group in the rate or type of reported adverse reactions nor were there any differences in abnormal

clinical laboratory findings.

Observed During Clinical Practice:

Based on clinical practice experience in patients treated with Acyclovir ointment 5% in the US, spontaneously reported adverse events are uncommon. Data are insufficient to support an estimate of their incidence or to establish causation. These events may also occur as part of the underlying disease process. Voluntary reports of adverse events that have been received since market introduction include:

General:

Edema and/or pain at the application site.

Skin:

Pruritus, rash.

OVERDOSAGE

Overdosage by topical application of Acyclovir ointment 5% is unlikely because of limited transcutaneous absorption (see CLINICAL PHARMACOLOGY).

DOSAGE AND ADMINISTRATION

Apply sufficient quantity to adequately cover all lesions every 3 hours, 6 times per day for 7 days. The dose size per application will vary depending upon the total lesion area but should approximate a one-half inch ribbon of ointment per 4 square inches of surface area. A finger cot or rubber glove should be used when applying Acyclovir ointment 5% to prevent autoinoculation of other body sites and transmission of infection to other persons. **Therapy should be initiated as early as possible following onset of signs and symptoms.**

HOW SUPPLIED

Each gram of Acyclovir ointment USP 5% contains 50 mg acyclovir, USP in a polyethylene glycol base. It is supplied as follows:

15-g tubes (NDC 13668-515-01)

30-g tubes (NDC 13668-515-02).

Store at 15° to 25°C (59° to 77°F) in a dry place.



Manufactured by:

ENCUBE ETHICALS PVT., LTD

Madkaim, Ponda, Goa - 403404, India

Manufactured for:

TORRENT PHARMA INC.,
Basking Ridge, NJ 07920

8089410

Revised: October 2022

PACKAGE LABEL.PRINCIPAL DISPLAY PANEL

Acyclovir Ointment USP 5%

Carton Labels 15 grams



Acyclovir Ointment USP 5%


Tube Labels 15 grams

Each gram contains acyclovir, USP 50 mg in a polyethylene glycol base.
 Store at 15° to 25°C (59° to 77°F) in dry place.
Usual Dosage: Apply 6 times a day (every 3 hours) for 7 days.
 See prescribing information for dosage information.
SEE CRIMP FOR LOT NO. AND EXPIRATION DATE. Mfg. Lic. No.: 361

Manufactured by: Encube Ethicals Pvt. Ltd.
 Madkaim, Ponda, Goa – 403404, India.

Manufactured for:
 TORRENT PHARMA INC.
 Basking Ridge, NJ 07920.

torrent PHARMA
 TAO1A/02




N 3 13668-515-01 5 8089405

Rx only NDC 13668-515-01

Acyclovir Ointment, USP 5%

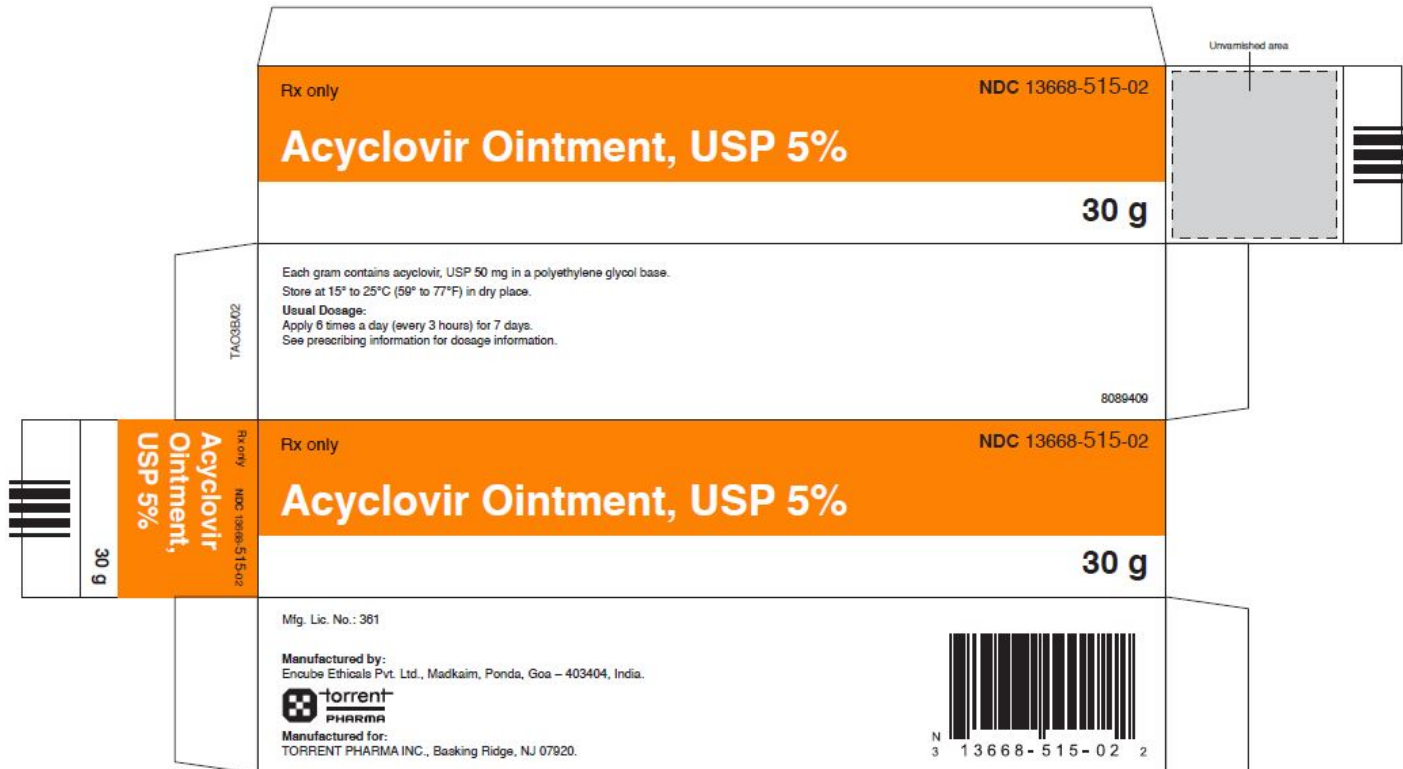
15 g



PACKAGE LABEL.PRINCIPAL DISPLAY PANEL

Acyclovir Ointment USP 5%

Carton Labels 30 grams



Rx only NDC 13668-515-02

Acyclovir Ointment, USP 5%

30 g

Unfinished area

Each gram contains acyclovir, USP 50 mg in a polyethylene glycol base.
 Store at 15° to 25°C (59° to 77°F) in dry place.
Usual Dosage:
 Apply 6 times a day (every 3 hours) for 7 days.
 See prescribing information for dosage information.

8089400

Rx only NDC 13668-515-02

Acyclovir Ointment, USP 5%

30 g

Mfg. Lic. No.: 361

Manufactured by:
 Encube Ethicals Pvt. Ltd., Madkaim, Ponda, Goa – 403404, India.

torrent PHARMA

Manufactured for:
 TORRENT PHARMA INC., Basking Ridge, NJ 07920.

N 3 13668-515-02 2

Acyclovir Ointment USP 5%

Tube Labels 30 grams

Each gram contains acyclovir, USP 50 mg in a polyethylene glycol base.

Store at 15° to 25°C (59° to 77°F) in dry place.

Usual Dosage: Apply 6 times a day (every 3 hours) for 7 days.

See prescribing information for dosage information.

Mfg. Lic. No.: 361

SEE CRIMP FOR LOT NO. AND EXPIRATION DATE.

Manufactured by: Encube Ethicals Pvt. Ltd.
Madkaim, Ponda, Goa – 403404, India.



Manufactured for: TORRENT PHARMA INC.
Basking Ridge, NJ 07920.



TAO1B/02

Rx only

NDC 13668-515-02

Acyclovir Ointment, USP 5%

30 g



ACYCLOVIR

acyclovir ointment

Product Information

Product Type	HUMAN PRESCRIPTION DRUG	Item Code (Source)	NDC:13668-515
Route of Administration	TOPICAL		

Active Ingredient/Active Moiety

Ingredient Name	Basis of Strength	Strength
ACYCLOVIR (UNII: X4HES1O11F) (ACYCLOVIR - UNII:X4HES1O11F)	ACYCLOVIR	50 mg in 1 g

Inactive Ingredients

Ingredient Name	Strength
POLYETHYLENE GLYCOL 300 (UNII: 5655G9Y8AQ)	
POLYETHYLENE GLYCOL, UNSPECIFIED (UNII: 3WJQ0SDW1A)	

Product Characteristics

Color	white	Score	
Shape		Size	
Flavor		Imprint Code	
Contains			

Packaging

Marketing Start Marketing End

#	Item Code	Package Description	Marketing Start Date	Marketing End Date
1	NDC:13668-515-01	15 g in 1 TUBE; Type 0: Not a Combination Product	01/11/2019	
2	NDC:13668-515-02	30 g in 1 TUBE; Type 0: Not a Combination Product	01/11/2019	

Marketing Information

Marketing Category	Application Number or Monograph Citation	Marketing Start Date	Marketing End Date
ANDA	ANDA209971	01/11/2019	

Labeler - Torrent Pharmaceuticals Limited (916488547)

Registrant - Torrent Pharma, Inc. (790033935)

Establishment

Name	Address	ID/FEI	Business Operations
Encube Ethicals Pvt. Ltd.		725076298	analysis(13668-515) , label(13668-515) , manufacture(13668-515) , pack(13668-515)

Revised: 2/2023

Torrent Pharmaceuticals Limited