

TRIAMCINOLONE ACETONIDE- triamcinolone acetonide cream **RedPharm Drug**

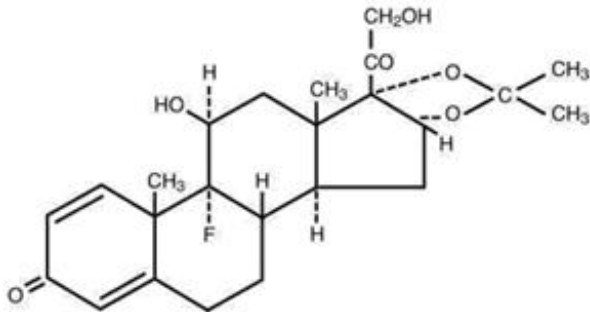
Triamcinolone Acetonide Cream USP, 0.025%, 0.1%, 0.5%
Rx only

DESCRIPTION:

The topical corticosteroids constitute a class of primarily synthetic steroids used as anti-inflammatory and anti-pruritic agents. The steroids in this class include triamcinolone acetonide.

Triamcinolone Acetonide Cream USP contains Triamcinolone Acetonide [Pregna-1, 4-diene-3, 20-dione, 9-fluoro-11,21-dihydroxy-16,17-[(1-methylethylidene) bis- (oxy)]-, (11 β ,16 α)-], with the empirical formula C₂₄H₃₁FO₆ and molecular weight 434.50. CAS 76-25-5.

The structural formula is:



Triamcinolone Acetonide Cream USP, 0.025% contains: 0.25 mg of Triamcinolone Acetonide, USP per gram in a base containing Emulsifying Wax, Cetyl Alcohol, Isopropyl Palmitate, Sorbitol Solution, Glycerin, Lactic Acid, Benzyl Alcohol and Purified Water.

Triamcinolone Acetonide Cream USP, 0.1% contains: 1 mg of Triamcinolone Acetonide, USP per gram in a base containing Emulsifying Wax, Cetyl Alcohol, Isopropyl Palmitate, Sorbitol Solution, Glycerin, Lactic Acid, Benzyl Alcohol and Purified Water.

Triamcinolone Acetonide Cream USP, 0.5% contains: 5 mg of Triamcinolone Acetonide, USP per gram in a base containing Emulsifying Wax, Cetyl Alcohol, Isopropyl Palmitate, Sorbitol Solution, Glycerin, Lactic Acid, Benzyl Alcohol and Purified Water.

CLINICAL PHARMACOLOGY:

Topical corticosteroids share anti-inflammatory, anti-pruritic and vasoconstrictive actions. The mechanism of anti-inflammatory activity of the topical corticosteroids is unclear. Various laboratory methods, including vasoconstrictor assays, are used to compare and predict potencies and/or clinical efficacies of the topical corticosteroids. There is some evidence to suggest that a recognizable correlation exists between vasoconstrictor potency and therapeutic efficacy in man.

Pharmacokinetics:

The extent of percutaneous absorption of topical corticosteroids is determined by many factors including the vehicle, the integrity of the epidermal barrier, and the use of occlusive dressings. Topical corticosteroids can be absorbed from normal intact skin. Inflammation and/or other disease processes in the skin increase percutaneous absorption. Occlusive dressings substantially increase the percutaneous absorption of topical corticosteroids. Thus, occlusive dressings may be a valuable therapeutic adjunct for treatment of resistant dermatoses (See **DOSAGE AND ADMINISTRATION**). Once absorbed through the skin, topical corticosteroids are handled through pharmacokinetic pathways similar to systemically administered corticosteroids. Corticosteroids are bound to plasma proteins in varying degrees. Corticosteroids are metabolized primarily in the liver and are then excreted by the kidneys. Some of the topical corticosteroids and their metabolites are also excreted into the bile.

INDICATIONS & USAGE:

Triamcinolone cream is indicated for the relief of the inflammatory and pruritic manifestations of corticosteroid-responsive dermatoses.

CONTRAINDICATIONS:

Topical corticosteroids are contraindicated in those patients with a history of hypersensitivity to any of the components of the preparation.

PRECAUTIONS:**General:**

Systemic absorption of topical corticosteroids has produced reversible hypothalamic-pituitary-adrenal (HPA) axis suppression, manifestations of Cushing's syndrome, hyperglycemia, and glucosuria in some patients. Conditions which augment systemic absorption include the application of the more potent steroids, use over large surface areas, prolonged use, and the addition of occlusive dressings.

Therefore, patients receiving a large dose of any potent topical steroid applied to a large surface area or under an occlusive dressing should be evaluated periodically for evidence of HPA axis suppression by using the urinary free cortisol and ACTH stimulation tests, and for impairment of thermal homeostasis. If HPA axis suppression or elevation of the body temperature occurs, an attempt should be made to withdraw the drug, to reduce the frequency of application, substitute a less potent steroid, or use a sequential approach when utilizing the occlusive technique.

Recovery of HPA axis function and thermal homeostasis are generally prompt and complete upon discontinuation of the drug. Infrequently, signs and symptoms of steroid withdrawal may occur, requiring supplemental systemic corticosteroids. Occasionally, a patient may develop a sensitivity reaction to a particular occlusive dressing material or adhesive and a substitute material may be necessary.

Children may absorb proportionally larger amounts of topical corticosteroids and thus be more susceptible to systemic toxicity (see PRECAUTIONS, Pediatric Use). If irritation develops, topical corticosteroids should be discontinued and appropriate therapy instituted.

In the presence of dermatological infections, the use of an appropriate antifungal or antibacterial agent should be instituted. If a favorable response does not occur promptly, the corticosteroid should be discontinued until the infection has been adequately controlled.

These preparations are not for ophthalmic use.

Information for the Patient:

Patients using topical corticosteroids should receive the following information and instructions.

1. This medication is to be used as directed by the physician. It is for dermatologic use only. Avoid contact with the eyes.
2. Patients should be advised not to use this medication for any disorder other than for which it was prescribed.
3. The treated skin area should not be bandaged or otherwise covered or wrapped as to be occlusive unless directed by the physician.
4. Patients should report any signs of local adverse reactions especially under occlusive dressing.
5. Parents of pediatric patients should be advised not to use tight-fitting diapers or plastic pants on a child being treated in the diaper area, as these garments may constitute occlusive dressings.

Laboratory Tests:

A urinary free cortisol test and ACTH stimulation test may be helpful in evaluating HPA axis suppression.

Carcinogenesis, Mutagenesis, and Impairment of Fertility:

Long-term animal studies have not been performed to evaluate the carcinogenic potential or the effect on fertility of topical corticosteroids. Studies to determine mutagenicity with prednisolone and hydrocortisone have revealed negative results.

Pregnancy:

Teratogenic Effects Category C.

Corticosteroids are generally teratogenic in laboratory animals when administered systemically at relatively low dosage levels. The more potent corticosteroids have been shown to be teratogenic after dermal application in laboratory animals. There are no adequate and well controlled studies in pregnant women on teratogenic effects from topically applied corticosteroids. Therefore, topical corticosteroids should be used during pregnancy only if the potential benefit justifies the potential risk to the fetus. Drugs of

this class should not be used extensively on pregnant patients, in large amounts, or for prolonged periods of time.

LABOR & DELIVERY

Nursing Mothers:

It is not known whether topical administration of corticosteroids could result in sufficient systemic absorption to produce detectable quantities in breast milk. Systemically administered corticosteroids are secreted into breast milk in quantities not likely to have a deleterious effect on the infant. Nevertheless, caution should be exercised when topical corticosteroids are administered to a nursing woman.

Pediatric Use:

Pediatric patients may demonstrate greater susceptibility to topical corticosteroid-induced HPA axis suppression and Cushing's syndrome than mature patients because of a larger skin surface area to body weight ratio.

Hypothalamic-pituitary-adrenal (HPA) axis suppression, Cushing's syndrome, and intracranial hypertension have been reported in children receiving topical corticosteroids. Manifestations of adrenal suppression in children include linear growth retardation, delayed weight gain, low plasma cortisol levels, and absence of response to ACTH stimulation. Manifestations of intracranial hypertension include bulging fontanelles, headaches, and bilateral papilledema.

Administration of topical corticosteroids to children should be limited to the least amount compatible with an effective therapeutic regimen. Chronic corticosteroid therapy may interfere with the growth and development of children.

ADVERSE REACTIONS:

The following local adverse reactions are reported infrequently with topical corticosteroids, but may occur more frequently with the use of occlusive dressings. These reactions are listed in an approximate decreasing order of occurrence: burning, itching, irritation, dryness, folliculitis, hypertrichosis, acneiform eruptions, hypopigmentation, perioral dermatitis, allergic contact dermatitis, maceration of the skin, secondary infection, skin atrophy, striae and miliaria.

OVERDOSAGE:

Topically applied corticosteroids can be absorbed in sufficient amounts to produce systemic effects (See PRECAUTIONS).

DOSAGE & ADMINISTRATION:

Apply Triamcinolone Acetonide Cream 0.025% to the affected area two to four times daily. Rub in gently.

Apply the 0.1% or the 0.5% Triamcinolone Acetonide Cream, as appropriate, to the affected area two to three times daily. Rub in gently.

Occlusive Dressing Technique

Occlusive dressings may be used for the management of psoriasis or other recalcitrant conditions. Gently rub a small amount of cream into the lesion until it disappears.

Reapply the preparation leaving a thin coating on the lesion, cover with pliable nonporous film, and seal the edges. If needed, additional moisture may be provided by covering the lesion with a dampened clean cotton cloth before the nonporous film is applied or by briefly wetting the affected area with water immediately prior to applying the medication. The frequency of changing dressings is best determined on an individual basis. It may be convenient to apply triamcinolone acetonide cream under an occlusive dressing in the evening and to remove the dressing in the morning (i.e., 12-hour occlusion). When utilizing the 12-hour occlusion regimen, additional cream should be applied, without occlusion, during the day. Reapplication is essential at each dressing change. If an infection develops, the use of occlusive dressings should be discontinued and appropriate antimicrobial therapy instituted.

HOW SUPPLIED

Triamcinolone Acetonide Cream USP, 0.025%

15 gram tubes NDC 33342-327-15

80 gram tubes NDC 33342-327-80

Triamcinolone Acetonide Cream USP, 0.1%

15 gram tubes NDC 33342-329-15

30 gram tubes NDC 33342-329-30

80 gram tubes NDC 33342-329-80

1 Lb jars NDC 33342-329-54

Triamcinolone Acetonide Cream USP, 0.5%

15 gram tubes NDC 33342-328-15

Store at 20° to 25°C (68° to 77°F); excursions permitted to 15° to 30°C (59° to 86°F) [See USP Controlled Room Temperature]. Avoid excessive heat.

PROTECT FROM FREEZING.

Manufactured for:
Macleods Pharma USA, Inc.
Princeton, NJ 08540

Manufacturer:

Macleods Pharmaceuticals Limited
At Oxalis Labs
Baddi, Himachal Pradesh, INDIA

To report SUSPECTED ADVERSE REACTIONS, contact Macleods Pharma USA, Inc. at 1-888-943-3210 or 1-855-926-3384 or FDA at 1-800-FDA-1088 or www.fda.gov/medwatch.

Revised: July 2023

PACKAGE LABEL. PRINCIPAL DISPLAY PANEL

Rx only
Triamcinolone Acetonide Cream, 0.025%, 15 grams tube
NDC: 33342-327-15

MACLEODS
Pharma USA
NDC 33342-327-15

Triamcinolone Acetonide Cream USP,
0.025 %

NET WT 15 grams

CONTAINS: 0.25 mg of Triamcinolone Acetonide, USP per gram in a base containing Emulsifying Wax, Cetyl Alcohol, Isopropyl Palmitate, Sorbitol Solution, Glycerin Lactic Acid, Benzyl Alcohol and Purified Water.

USUAL DOSAGE: 2 to 4 applications daily.

WARNING: Keep out of reach of children.

TO OPEN: Use cap to puncture seal.

IMPORTANT: Do not use if seal has been punctured or is not visible.

Code No.: HP/DRUGS/12/665

FOR EXTERNAL USE ONLY.
NOT FOR OPHTHALMIC USE.

Store at 20° to 25°C (68° to 77°F); excursions permitted to 15° to 30°C (59° to 86°F) [See USP Controlled Room Temperature]. Avoid excessive heat.

PROTECT FROM FREEZING.
See insert for complete information.

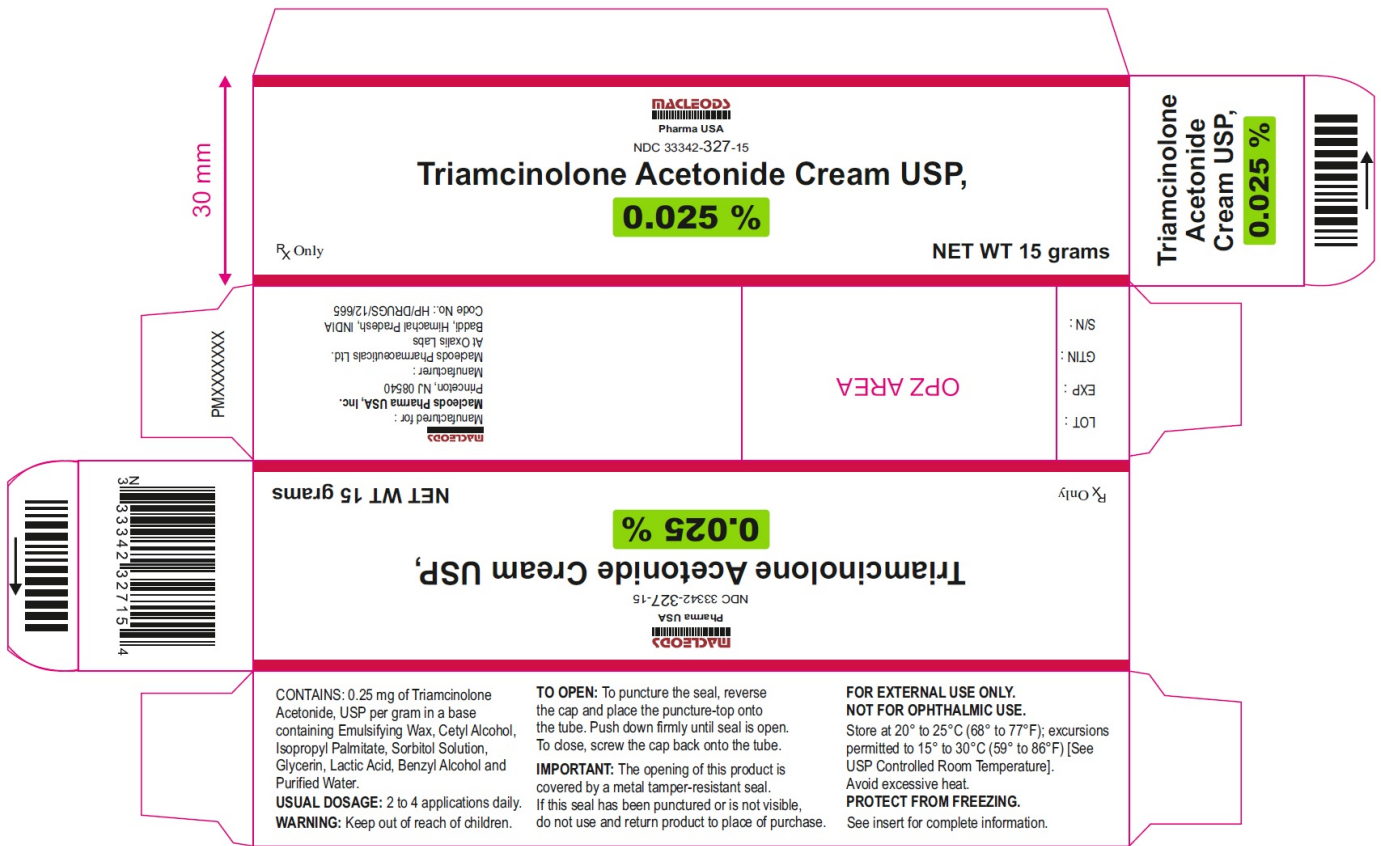
MACLEODS
Manufactured for :
Macleods Pharma USA, Inc.
Princeton, NJ 08540

Manufacturer :
Macleods Pharmaceuticals Ltd.
At Oxalis Labs
Baddi, Himachal Pradesh, INDIA

See LOT and EXP. →

PMXXXXXXX

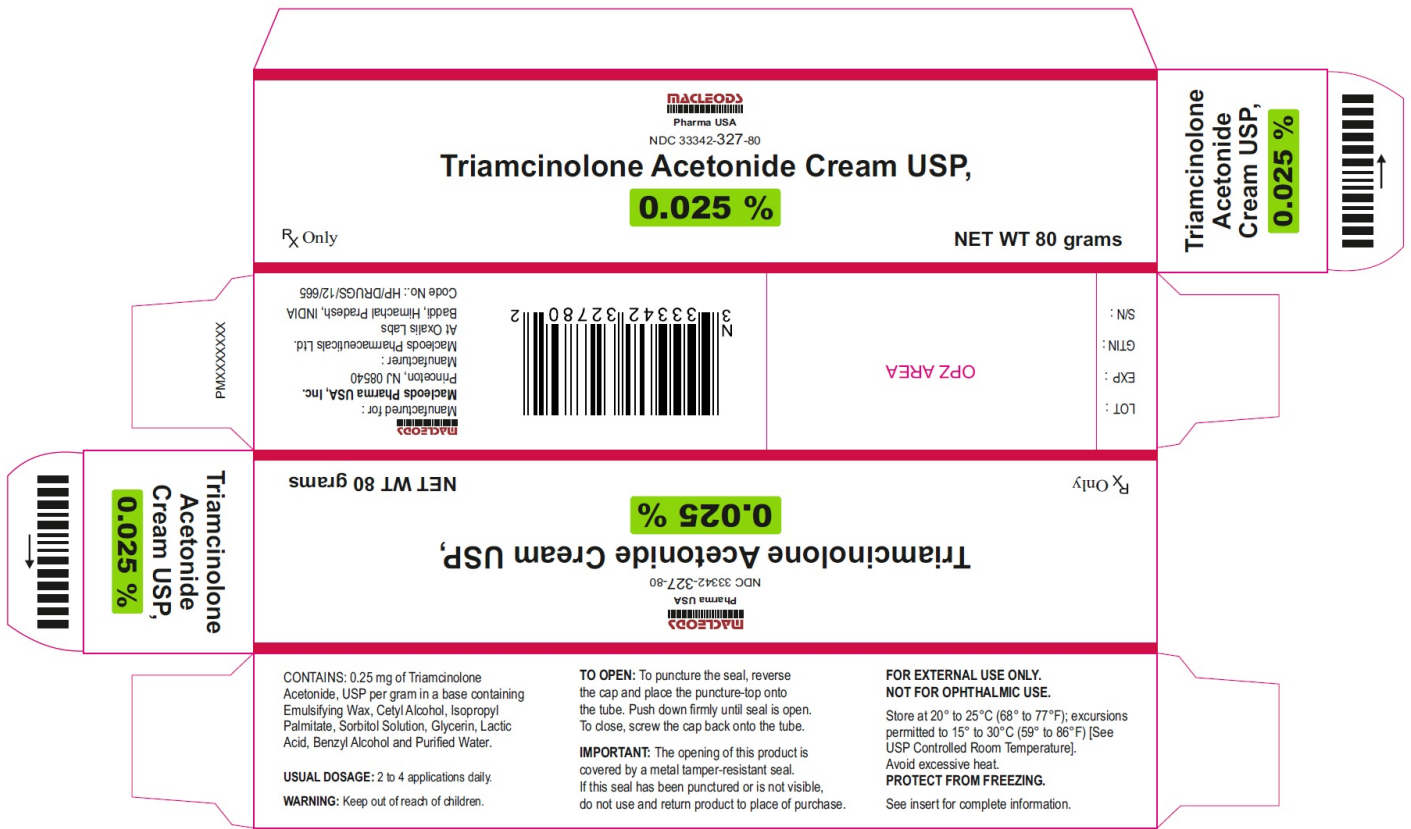
Rx only
Triamcinolone Acetonide Cream, 0.025%, 15 grams carton
NDC: 33342-327-15



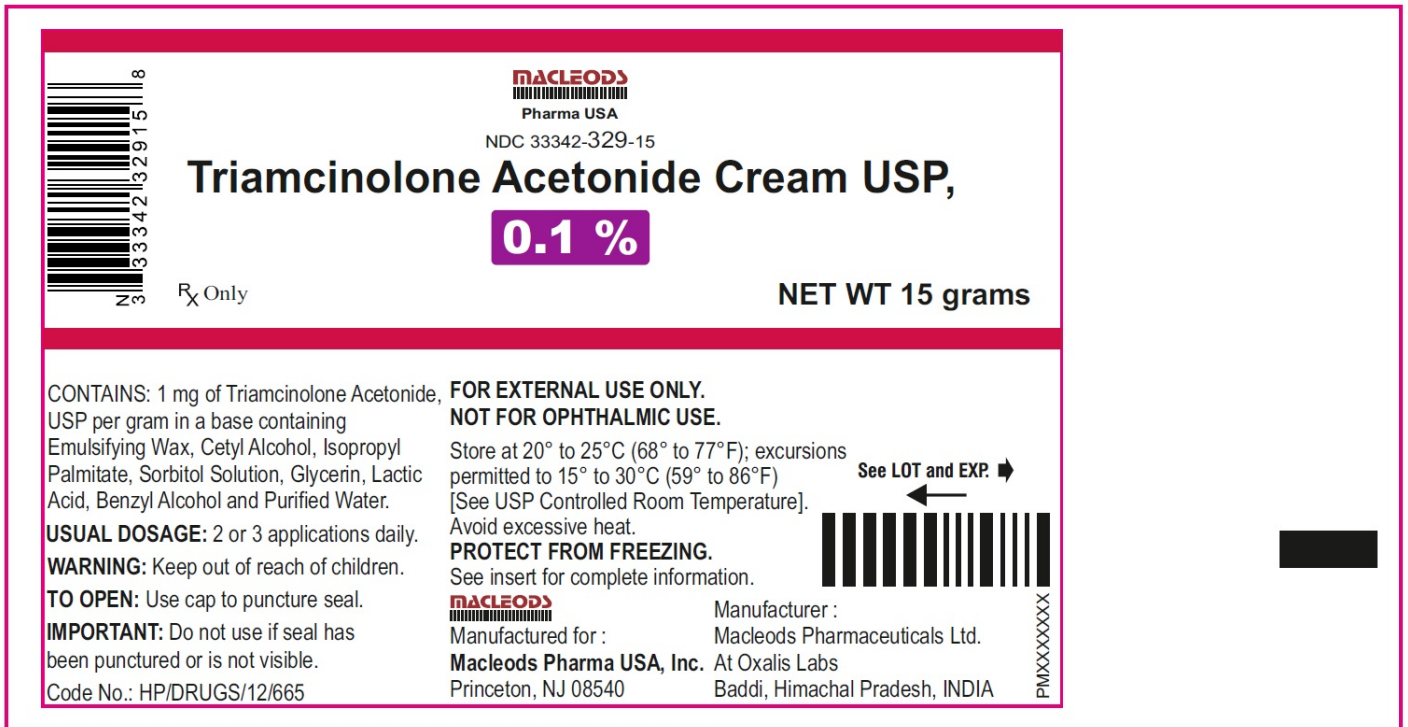
Rx only
 Triamcinolone Acetonide Cream, 0.025%, 80 grams tube
 NDC: 33342-327-80



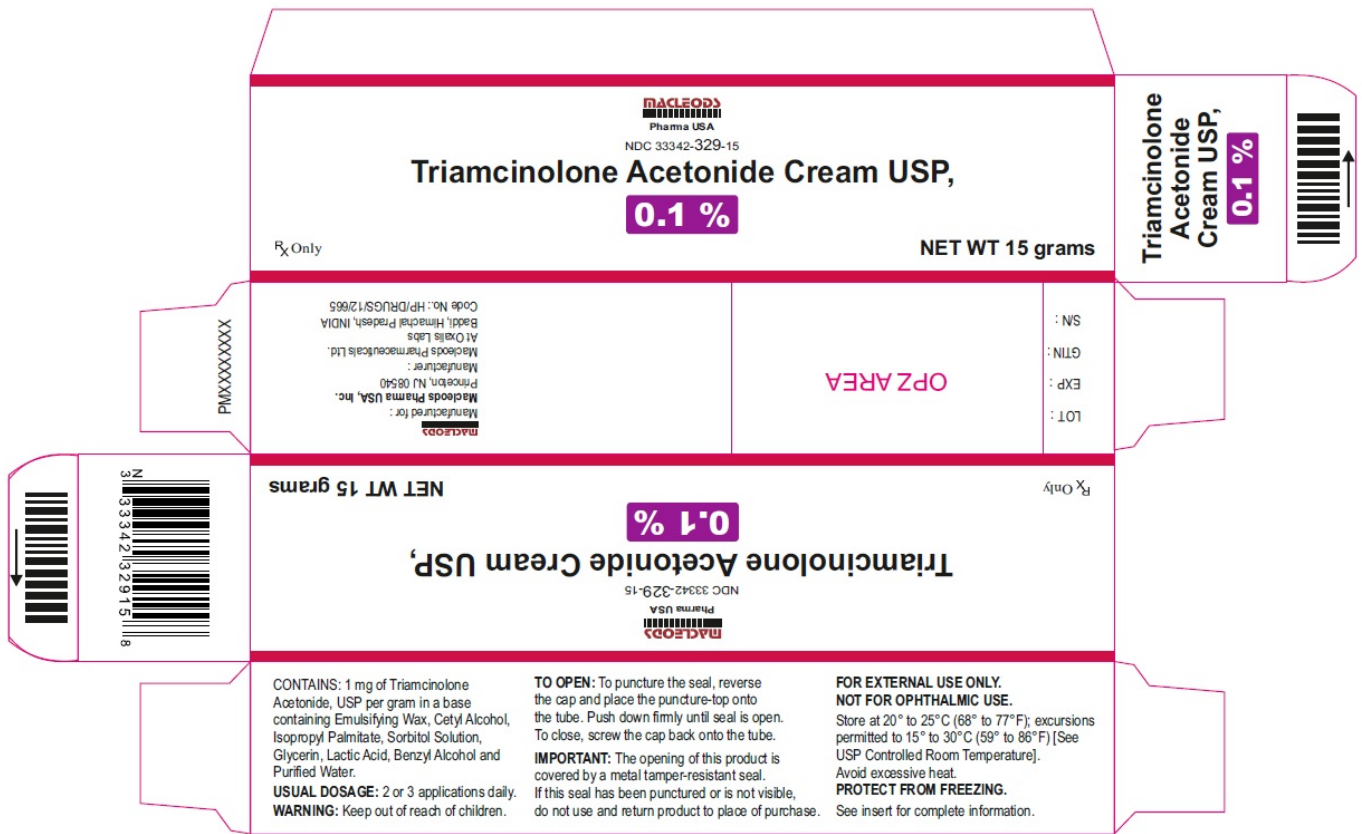
Rx only
 Triamcinolone Acetonide Cream, 0.025%, 80 grams carton
 NDC: 33342-327-80



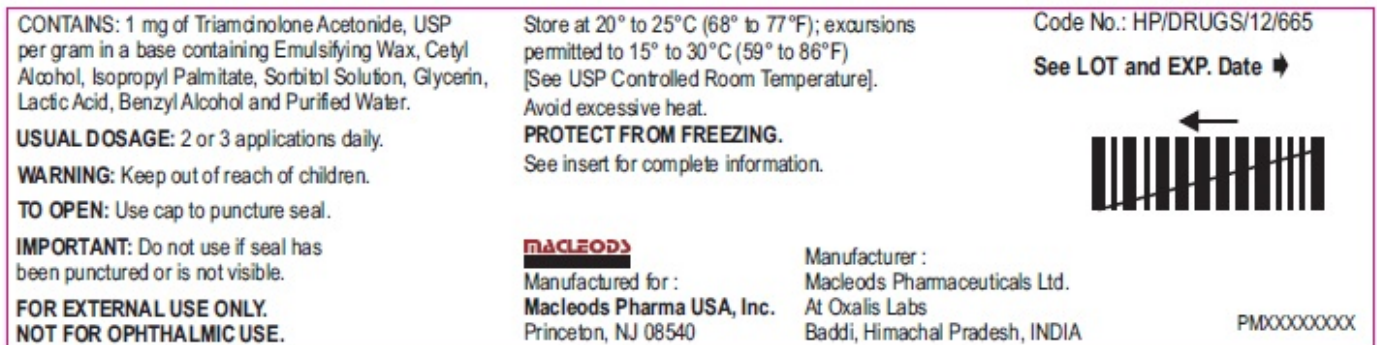
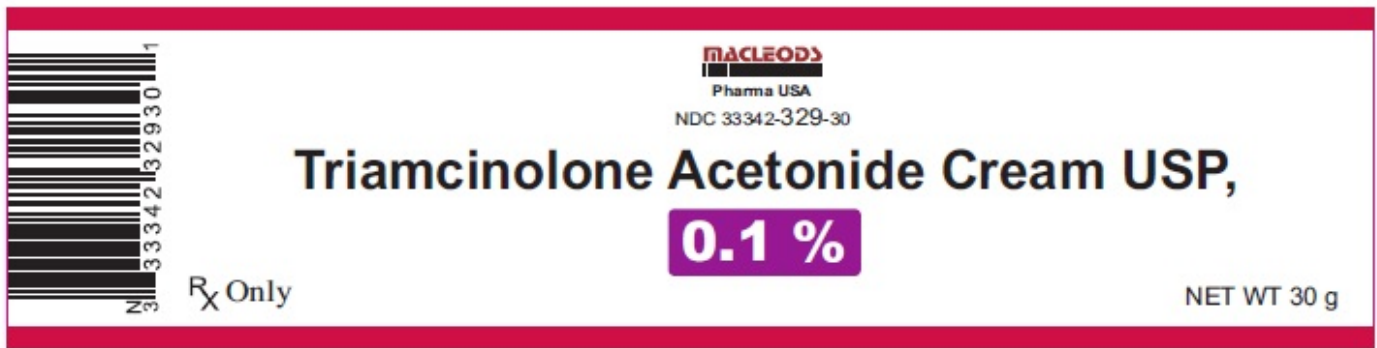
Rx only
 Triamcinolone Acetonide Cream, 0.1%, 15 grams tube
 NDC: 33342-329-15



Rx only
 Triamcinolone Acetonide Cream, 0.1%, 15 grams carton
 NDC: 33342-329-15



Rx only
 Triamcinolone Acetonide Cream, 0.1%, 30 grams tube
 NDC: 33342-329-30



Rx only

Triamcinolone Acetonide Cream, 0.1%, 30 grams carton
 NDC: 33342-329-30



Rx only
 Triamcinolone Acetonide Cream, 0.1%, 80 grams tube
 NDC: 33342-329-80



Rx only
 Triamcinolone Acetonide Cream, 0.1%, 80 grams carton

NDC: 33342-329-80

MACLEOD'S
Pharma USA
NDC 33342-329-80
Triamcinolone Acetonide Cream USP,
0.1 %
Rx Only
NET WT 80 grams

XXXXXXXXXX
Code No.: HP/DRUGS/12/665
Baddi, Himachal Pradesh, INDIA
At Oxalis Labs
Macleods Pharmaceuticals Ltd.
Manufacturer:
Princeton, NJ 08540
Macleods Pharma USA, Inc.
Manufactured for:
MACLEOD'S
Pharma USA

3 33342 32980 1 6
N

OPZ AREA

LOT :
EXP :
GTIN :
S/N :

Triamcinolone Acetonide Cream USP,
0.1 %
Rx Only
NET WT 80 grams

MACLEOD'S
Pharma USA
NDC 33342-329-80
Triamcinolone Acetonide Cream USP,
0.1 %

CONTAINS: 1 mg of Triamcinolone Acetonide, USP per gram in a base containing Emulsifying Wax, Cetyl Alcohol, Isopropyl Palmitate, Sorbitol Solution, Glycerin, Lactic Acid, Benzyl Alcohol and Purified Water.

USUAL DOSAGE: 2 or 3 applications daily.

WARNING: Keep out of reach of children.

TO OPEN: To puncture the seal, reverse the cap and place the puncture-top onto the tube. Push down firmly until seal is open. To close, screw the cap back onto the tube.

IMPORTANT: The opening of this product is covered by a metal tamper-resistant seal. If this seal has been punctured or is not visible, do not use and return product to place of purchase.

FOR EXTERNAL USE ONLY. NOT FOR OPHTHALMIC USE.
Store at 20° to 25°C (68° to 77°F); excursions permitted to 15° to 30°C (59° to 86°F) [See USP Controlled Room Temperature]. Avoid excessive heat.
PROTECT FROM FREEZING.
See insert for complete information.

Rx only
Triamcinolone Acetonide Cream, 0.1%, 454 grams jar
NDC: 33342-329-54

MACLEOD'S
Pharma USA
NDC 33342-329-54
Triamcinolone Acetonide Cream USP,
0.1 %
Rx Only
NET WT 454 grams (1 lb)

7 33342 32954 1 6
N

CONTAINS: 1 mg of triamcinolone acetonide, USP per gram in a base containing Emulsifying Wax, Cetyl Alcohol, Isopropyl Palmitate, Sorbitol Solution, Glycerin, Lactic Acid, Benzyl Alcohol and Purified Water.

USUAL DOSAGE: 2 or 3 applications daily.

WARNING: Keep out of reach of children.

This pack contains 454 gms of the cream which occupies only about half of the container volume.

Store at 20° to 25°C (68° to 77°F); excursions permitted to 15° to 30°C (59° to 86°F) [See USP Controlled Room Temperature]. Avoid excessive heat.
PROTECT FROM FREEZING.
See insert for complete information.

FOR EXTERNAL USE ONLY. NOT FOR OPHTHALMIC USE.

Code No.: HP/DRUGS/12/665
Manufacturer for :
Macleods Pharma USA, Inc.
Princeton, NJ 08540


Manufacturer :
Macleods Pharmaceuticals Ltd.
At Oxalis Labs, Baddi,
Himachal Pradesh, INDIA

LOT :
EXP :
GTIN :
S/N :


OPZ AREA
52 X 28 mm

PM00357202

Rx only
Triamcinolone Acetonide Cream, 0.5%, 15 grams tube
NDC: 33342-328-15



N 3334232815 1



NDC 33342-328-15

Triamcinolone Acetonide Cream USP,

0.5 %

NET WT 15 grams

Rx Only

CONTAINS: 5 mg of Triamcinolone Acetonide, USP per gram in a base containing Emulsifying Wax, Cetyl Alcohol, Isopropyl Palmitate, Sorbitol Solution, Glycerin, Lactic Acid, Benzyl Alcohol and Purified Water.

USUAL DOSAGE: 2 or 3 applications daily.

WARNING: Keep out of reach of children.

TO OPEN: Use cap to puncture seal.


IMPORTANT: Do not use if seal has been punctured or is not visible.

Code No.: HP/DRUGS/12/665

FOR EXTERNAL USE ONLY.
NOT FOR OPHTHALMIC USE.


Store at 20° to 25°C (68° to 77°F); excursions permitted to 15° to 30°C (59° to 86°F) [See USP Controlled Room Temperature]. Avoid excessive heat.

PROTECT FROM FREEZING.
See insert for complete information.



Manufactured for:
Macleods Pharma USA, Inc.
Princeton, NJ 08540

Manufacturer:
Macleods Pharmaceuticals Ltd.
At Oxalis Labs
Baddi, Himachal Pradesh, INDIA




PMXXXXXX

Rx only
 Triamcinolone Acetonide Cream, 0.5%, 15 grams carton
 NDC: 33342-328-15



N 3334232815 1



NDC 33342-328-15

Triamcinolone Acetonide Cream USP,

0.5 %

NET WT 15 grams

Rx Only

CONTAINS: 5 mg of Triamcinolone Acetonide, USP per gram in a base containing Emulsifying Wax, Cetyl Alcohol, Isopropyl Palmitate, Sorbitol Solution, Glycerin, Lactic Acid, Benzyl Alcohol and Purified Water.

USUAL DOSAGE: 2 or 3 applications daily.

WARNING: Keep out of reach of children.

TO OPEN: To puncture the seal, reverse the cap and place the puncture-top onto the tube. Push down firmly until seal is open. To close, screw the cap back onto the tube.

IMPORTANT: The opening of this product is covered by a metal tamper-resistant seal. If this seal has been punctured or is not visible, do not use and return product to place of purchase.

FOR EXTERNAL USE ONLY.
NOT FOR OPHTHALMIC USE.

Store at 20° to 25°C (68° to 77°F); excursions permitted to 15° to 30°C (59° to 86°F) [See USP Controlled Room Temperature]. Avoid excessive heat.

PROTECT FROM FREEZING.
See insert for complete information.

Code No.: HP/DRUGS/12/665
Baddi, Himachal Pradesh, INDIA
At Oxalis Labs
Macleods Pharmaceuticals Ltd.
Manufacturer:
Macleods Pharma USA, Inc.
Princeton, NJ 08540
Manufactured for:


OPZ AREA
45 X 24 mm

LOT :
EXP :
GTIN :
SN :

PMXXXXXX



NDC 33342-328-15

Triamcinolone Acetonide Cream USP,

0.5 %

NET WT 15 grams

Rx Only

CONTAINS: 5 mg of Triamcinolone Acetonide, USP per gram in a base containing Emulsifying Wax, Cetyl Alcohol, Isopropyl Palmitate, Sorbitol Solution, Glycerin, Lactic Acid, Benzyl Alcohol and Purified Water.

USUAL DOSAGE: 2 or 3 applications daily.

WARNING: Keep out of reach of children.

FOR EXTERNAL USE ONLY.
NOT FOR OPHTHALMIC USE.

Store at 20° to 25°C (68° to 77°F); excursions permitted to 15° to 30°C (59° to 86°F) [See USP Controlled Room Temperature]. Avoid excessive heat.

PROTECT FROM FREEZING.
See insert for complete information.

Manufacturer:
Macleods Pharmaceuticals Ltd.
At Oxalis Labs
Baddi, Himachal Pradesh, INDIA



PMXXXXXX

TRIAMCINOLONE ACETONIDE

triamcinolone acetonide cream

Product Information

Product Type	HUMAN PRESCRIPTION DRUG	Item Code (Source)	NDC:67296-1796(NDC:33342-329)
Route of Administration	TOPICAL		

Active Ingredient/Active Moiety

Ingredient Name	Basis of Strength	Strength
TRIAMCINOLONE ACETONIDE (UNII: F446C597KA) (TRIAMCINOLONE ACETONIDE - UNII:F446C597KA)	TRIAMCINOLONE ACETONIDE	1 mg in 1 g

Inactive Ingredients

Ingredient Name	Strength
CETYL ALCOHOL (UNII: 936JST6JCN)	
ISOPROPYL PALMITATE (UNII: 8CRQ2TH63M)	
SORBITOL (UNII: 506T60A25R)	
GLYCERIN (UNII: PDC6A3C0OX)	
LACTIC ACID (UNII: 33X04XA5AT)	
BENZYL ALCOHOL (UNII: LKG8494WBH)	
WATER (UNII: 059QF0KO0R)	

Product Characteristics

Color	white (white to off-white)	Score	
Shape		Size	
Flavor		Imprint Code	
Contains			

Packaging

#	Item Code	Package Description	Marketing Start Date	Marketing End Date
1	NDC:67296-1796-7	15 g in 1 TUBE; Type 0: Not a Combination Product	11/08/2022	

Marketing Information

Marketing Category	Application Number or Monograph Citation	Marketing Start Date	Marketing End Date
--------------------	--	----------------------	--------------------

ANDA	ANDA209535	05/19/2018	
------	------------	------------	--

Labeler - RedPharm Drug (828374897)

Establishment

Name	Address	ID/FEI	Business Operations
RedPharm Drug		828374897	repack(67296-1796)

Revised: 7/2024

RedPharm Drug