

**BROMFENAC OPHTHALMIC SOLUTION 0.09% - bromfenac ophthalmic solution
0.09% solution/ drops
Alembic Pharmaceuticals Inc.**

HIGHLIGHTS OF PRESCRIBING INFORMATION

These highlights do not include all the information needed to use BROMFENAC OPHTHALMIC SOLUTION 0.09% safely and effectively. See full prescribing information for BROMFENAC OPHTHALMIC SOLUTION 0.09%.

BROMFENAC Ophthalmic Solution 0.09%

Initial U.S. Approval: 1997

-----**INDICATIONS AND USAGE**-----

BROMFENAC is a nonsteroidal anti-inflammatory drug (NSAID) indicated for the treatment of postoperative inflammation and reduction of ocular pain in patients who have undergone cataract extraction. (1)

-----**DOSAGE AND ADMINISTRATION**-----

Instill one drop into the affected eye once daily beginning 1 day prior to surgery, continued on the day of surgery and through the first 14 days post-surgery (2.1).

-----**DOSAGE FORMS AND STRENGTHS**-----

Topical ophthalmic solution: bromfenac 0.09% (3)

-----**WARNINGS AND PRECAUTIONS**-----

- Sulfite Allergic Reactions (5.1)
- Slow or Delayed Healing (5.2)
- Potential for cross-sensitivity (5.3)
- Increase bleeding of ocular tissues (5.4)
- Corneal effects including keratitis (5.5)
- Contact Lens Wear (5.6)

-----**ADVERSE REACTIONS**-----

The most commonly reported adverse reactions in 2-7% of patients were abnormal sensation in eye, conjunctival hyperemia and eye irritation (including burning/stinging) (6.1).

To report SUSPECTED ADVERSE REACTIONS, contact Alembic Pharmaceuticals Inc. at 1-866-210-9797 or FDA at 1-800-FDA-1088 or www.fda.gov/medwatch

See 17 for PATIENT COUNSELING INFORMATION.

Revised: 2/2025

FULL PRESCRIBING INFORMATION: CONTENTS*

1 INDICATIONS AND USAGE

2 DOSAGE AND ADMINISTRATION

2.1 Recommended Dosing

2.2 Use with Other Topical Ophthalmic Medications

3 DOSAGE FORMS AND STRENGTHS

4 CONTRAINDICATIONS

5 WARNINGS AND PRECAUTIONS

5.1 Sulfite Allergic Reactions

5.2 Slow or Delayed Healing

5.3 Potential for Cross-Sensitivity

5.4 Increased Bleeding Time

5.5 Keratitis and Corneal Reactions

5.6 Contact Lens Wear

6 ADVERSE REACTIONS

6.1 Clinical Trial Experience

6.2 Post-Marketing Experience

8 USE IN SPECIFIC POPULATIONS

8.1 Pregnancy

8.3 Nursing Mothers

8.4 Pediatric Use

8.5 Geriatric Use

11 DESCRIPTION

12 CLINICAL PHARMACOLOGY

12.1 Mechanism of Action

12.3 Pharmacokinetics

13 NONCLINICAL TOXICOLOGY

13.1 Carcinogenesis, Mutagenesis, Impairment of Fertility

14 CLINICAL STUDIES

14.1 Ocular Inflammation and Pain Following Cataract Surgery

16 HOW SUPPLIED/STORAGE AND HANDLING

17 PATIENT COUNSELING INFORMATION

17.1 Slowed or Delayed Healing

17.2 Sterility of Dropper Tip

17.3 Concomitant Use of Contact Lenses

17.4 Concomitant Topical Ocular Therapy

* Sections or subsections omitted from the full prescribing information are not listed.

FULL PRESCRIBING INFORMATION

1 INDICATIONS AND USAGE

Bromfenac Ophthalmic Solution 0.09% is indicated for the treatment of postoperative inflammation and reduction of ocular pain in patients who have undergone cataract surgery.

2 DOSAGE AND ADMINISTRATION

2.1 Recommended Dosing

For the treatment of postoperative inflammation in patients who have undergone cataract extraction, one drop of bromfenac ophthalmic solution should be applied to the affected eye once daily beginning 1 day prior to cataract surgery, continued on the day of surgery, and through the first 14 days of the postoperative period.

2.2 Use with Other Topical Ophthalmic Medications

Bromfenac ophthalmic solution may be administered in conjunction with other topical ophthalmic medications such as alpha-agonists, beta-blockers, carbonic anhydrase

inhibitors, cycloplegics, and mydriatics. Drops should be administered at least 5 minutes apart.

3 DOSAGE FORMS AND STRENGTHS

Topical ophthalmic solution: bromfenac 0.09%.

4 CONTRAINDICATIONS

None.

5 WARNINGS AND PRECAUTIONS

5.1 Sulfite Allergic Reactions

Contains sodium sulfite, a sulfite that may cause allergic-type reactions including anaphylactic symptoms and life-threatening or less severe asthmatic episodes in certain susceptible people. The overall prevalence of sulfite sensitivity in the general population is unknown and probably low. Sulfite sensitivity is seen more frequently in asthmatic than in non-asthmatic people.

5.2 Slow or Delayed Healing

All topical nonsteroidal anti-inflammatory drugs (NSAIDs) may slow or delay healing. Topical corticosteroids are also known to slow or delay healing. Concomitant use of topical NSAIDs and topical steroids may increase the potential for healing problems.

5.3 Potential for Cross-Sensitivity

There is the potential for cross-sensitivity to acetylsalicylic acid, phenylacetic acid derivatives, and other NSAIDs. Therefore, caution should be used when treating individuals who have previously exhibited sensitivities to these drugs.

5.4 Increased Bleeding Time

With some NSAIDs, there exists the potential for increased bleeding time due to interference with platelet aggregation. There have been reports that ocularly applied NSAIDs may cause increased bleeding of ocular tissues (including hyphemas) in conjunction with ocular surgery.

It is recommended that bromfenac ophthalmic solution be used with caution in patients with known bleeding tendencies or who are receiving other medications which may prolong bleeding time.

5.5 Keratitis and Corneal Reactions

Use of topical NSAIDs may result in keratitis. In some susceptible patients, continued use of topical NSAIDs may result in epithelial breakdown, corneal thinning, corneal erosion, corneal ulceration or corneal perforation. These events may be sight threatening. Patients with evidence of corneal epithelial breakdown should immediately discontinue use of topical NSAIDs and should be closely monitored for corneal health.

Post-marketing experience with topical NSAIDs suggests that patients with complicated ocular surgeries, corneal denervation, corneal epithelial defects, diabetes mellitus, ocular surface diseases (e.g., dry eye syndrome), rheumatoid arthritis, or repeat ocular surgeries within a short period of time may be at increased risk for corneal adverse events which may become sight threatening. Topical NSAIDs should be used with caution in these patients.

Post-marketing experience with topical NSAIDs also suggests that use more than 24 hours prior to surgery or use beyond 14 days post surgery may increase patient risk for the occurrence and severity of corneal adverse events.

5.6 Contact Lens Wear

Bromfenac should not be administered while wearing contact lenses.

6 ADVERSE REACTIONS

6.1 Clinical Trial Experience

The most commonly reported adverse experiences reported following use of bromfenac after cataract surgery include: abnormal sensation in eye, conjunctival hyperemia, eye irritation (including burning/stinging), eye pain, eye pruritus, eye redness, headache, and iritis. These events were reported in 2-7% of patients.

6.2 Post-Marketing Experience

The following events have been identified during post-marketing use of bromfenac ophthalmic solution 0.09% in clinical practice. Because they are reported voluntarily from a population of unknown size, estimates of frequency cannot be made. The events, which have been chosen for inclusion due to either their seriousness, frequency of reporting, possible causal connection to topical bromfenac ophthalmic solution 0.09% or a combination of these factors, include corneal erosion, corneal perforation, corneal thinning, and epithelial breakdown. [see *Warnings and Precautions* (5)]

8 USE IN SPECIFIC POPULATIONS

8.1 Pregnancy

Teratogenic Effects: Pregnancy Category C. Reproduction studies performed in rats at oral doses up to 0.9 mg/kg/day (1300 times the recommended human ophthalmic dose [RHOD]) and in rabbits at oral doses up to 7.5 mg/kg/day (11,000 times RHOD) revealed no evidence of teratogenicity due to bromfenac. However, 0.9 mg/kg/day in rats caused embryo-fetal lethality, increased neonatal mortality, and reduced postnatal growth. Pregnant rabbits treated with 7.5 mg/kg/day caused increased post implantation loss.

There are no adequate and well-controlled studies in pregnant women. Because animal reproduction studies are not always predictive of human response, this drug should be

used during pregnancy only if the potential benefit justifies the potential risk to the fetus.

Nonteratogenic Effects:

Because of the known effects of prostaglandin biosynthesis-inhibiting drugs on the fetal cardiovascular system (closure of ductus arteriosus), the use of bromfenac ophthalmic solution during late pregnancy should be avoided.

8.3 Nursing Mothers

Caution should be exercised when bromfenac is administered to a nursing woman.

8.4 Pediatric Use

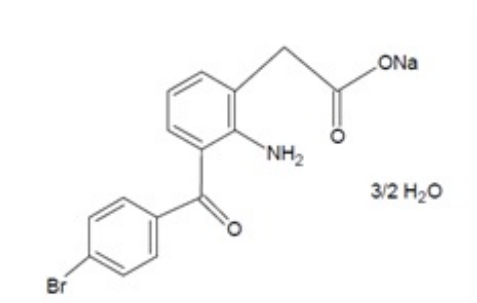
Safety and efficacy in pediatric patients below the age of 18 have not been established.

8.5 Geriatric Use

There is no evidence that the efficacy or safety profiles for bromfenac differ in patients 65 years of age and older compared to younger adult patients.

11 DESCRIPTION

Bromfenac ophthalmic solution 0.09% is a sterile, topical, nonsteroidal anti-inflammatory drug (NSAID) for ophthalmic use. Each mL of bromfenac ophthalmic solution contains 1.035 mg bromfenac sodium (equivalent to 0.9 mg bromfenac free acid). Bromfenac sodium is designated chemically as sodium 2-amino-3-(4-bromobenzoyl) phenylacetate sesquihydrate, with an empirical formula of $C_{15}H_{11}BrNNaO_3 \cdot 3/2 H_2O$. The structural structure for bromfenac sodium is:



Bromfenac sodium is a yellow to orange crystalline powder. The molecular weight of bromfenac sodium is 383.17. Bromfenac ophthalmic solution is supplied as a sterile aqueous 0.09% solution, with a pH of 8.3. The osmolality of bromfenac ophthalmic solution is approximately 300 mOsmol/kg.

Each mL of bromfenac ophthalmic solution contains:

Active: bromfenac sodium hydrate 0.1035%

Preservative: benzalkonium chloride (0.05 mg/mL)

Inactives: boric acid, disodium edetate (0.2 mg/mL), polysorbate 80 (1.5 mg/mL), povidone K-30 (20 mg/mL), sodium borate, and sodium sulfite anhydrous (2 mg/mL). Sodium hydroxide may be used to adjust pH and water for injection USP.

12 CLINICAL PHARMACOLOGY

12.1 Mechanism of Action

Bromfenac is a nonsteroidal anti-inflammatory drug (NSAID) that has anti-inflammatory activity. The mechanism of its action is thought to be due to its ability to block prostaglandin synthesis by inhibiting cyclooxygenase 1 and 2.

Prostaglandins have been shown in many animal models to be mediators of certain kinds of intraocular inflammation. In studies performed in animal eyes, prostaglandins have been shown to produce disruption of the blood-aqueous humor barrier, vasodilation, increased vascular permeability, leukocytosis, and increased intraocular pressure.

12.3 Pharmacokinetics

The plasma concentration of bromfenac following ocular administration of Bromfenac Ophthalmic Solution 0.09% in humans is unknown. Based on the maximum proposed dose of one drop to the eye (0.045 mg) and PK information from other routes of administration, the systemic concentration of bromfenac is estimated to be below the limit of quantification (50 ng/mL) at steady-state in humans.

13 NONCLINICAL TOXICOLOGY

13.1 Carcinogenesis, Mutagenesis, Impairment of Fertility

Long-term carcinogenicity studies in rats and mice given oral doses of bromfenac up to 0.6 mg/kg/day (900 times the recommended human ophthalmic dose [RHOD] of 1.67 mcg/kg in 60 kg person on a mg/kg/basis, assuming 100% absorbed) and 5 mg/kg/day (7500 times RHOD), respectively revealed no significant increases in tumor incidence.

Bromfenac did not show mutagenic potential in various mutagenicity studies, including the reverse mutation, chromosomal aberration, and micronucleus tests.

Bromfenac did not impair fertility when administered orally to male and female rats at doses up to 0.9 mg/kg/day and 0.3 mg/kg/day, respectively (1300 and 450 times RHOD, respectively).

14 CLINICAL STUDIES

14.1 Ocular Inflammation and Pain Following Cataract Surgery

Clinical efficacy was evaluated in three randomized, double-masked, placebo controlled trials in which subjects requiring cataract surgery were assigned to Bromfenac ophthalmic solution or placebo. Patients were dosed with one drop per eye starting the day before surgery and continuing for 14 days. The primary endpoint was clearing of ocular inflammation by day 15. An additional efficacy endpoint was the number of patients who were pain free on day 1 after cataract surgery.

In 2 of the 3 studies, bromfenac ophthalmic solution had statistically significant higher incidence of completely clearing inflammation (46-47% vs. 25-29%) and also had a statistically significant higher incidence of subjects that were pain free at day 1 post cataract surgery (83-89% vs. 51-71%).

16 HOW SUPPLIED/STORAGE AND HANDLING

Bromfenac Ophthalmic Solution 0.09% is supplied in a white LDPE screw neck bottle with a LDPE white nozzle and HDPE gray cap as follows:

1.7 mL in 5 mL container - NDC 62332-508-17

STORAGE:

Store at 15° to 25°C (59° to 77°F)

17 PATIENT COUNSELING INFORMATION

17.1 Slowed or Delayed Healing

Patients should be advised of the possibility that slow or delayed healing may occur while using NSAIDs.

17.2 Sterility of Dropper Tip

Patients should be advised to not touch dropper tip to any surface, as this may contaminate the contents.

17.3 Concomitant Use of Contact Lenses

Contact lenses should not be worn during the use of this product.

17.4 Concomitant Topical Ocular Therapy

If more than one topical ophthalmic medication is being used, the medicines should be administered at least 5 minutes apart.

Rx Only

Manufactured for:

Alembic Pharmaceuticals, Inc.

Bedminster, NJ 07921, USA

Made in India.

Manufactured by:

Alembic Pharmaceuticals Limited

Karakhadi - 391 450, Gujarat, India.

Or

Manufactured by:


Gland Pharma Limited

Hyderabad-500 043,INDIA.

Revised: 01/2023

PACKAGE LABEL.PRINCIPAL DISPLAY PANEL

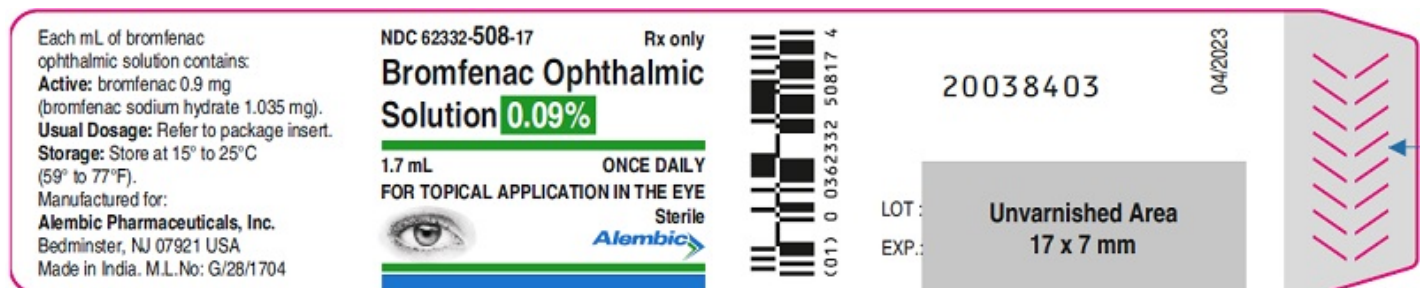
Bromfenac Ophthalmic Solution, 0.09% - Bottle label - Gland Pharma Limited



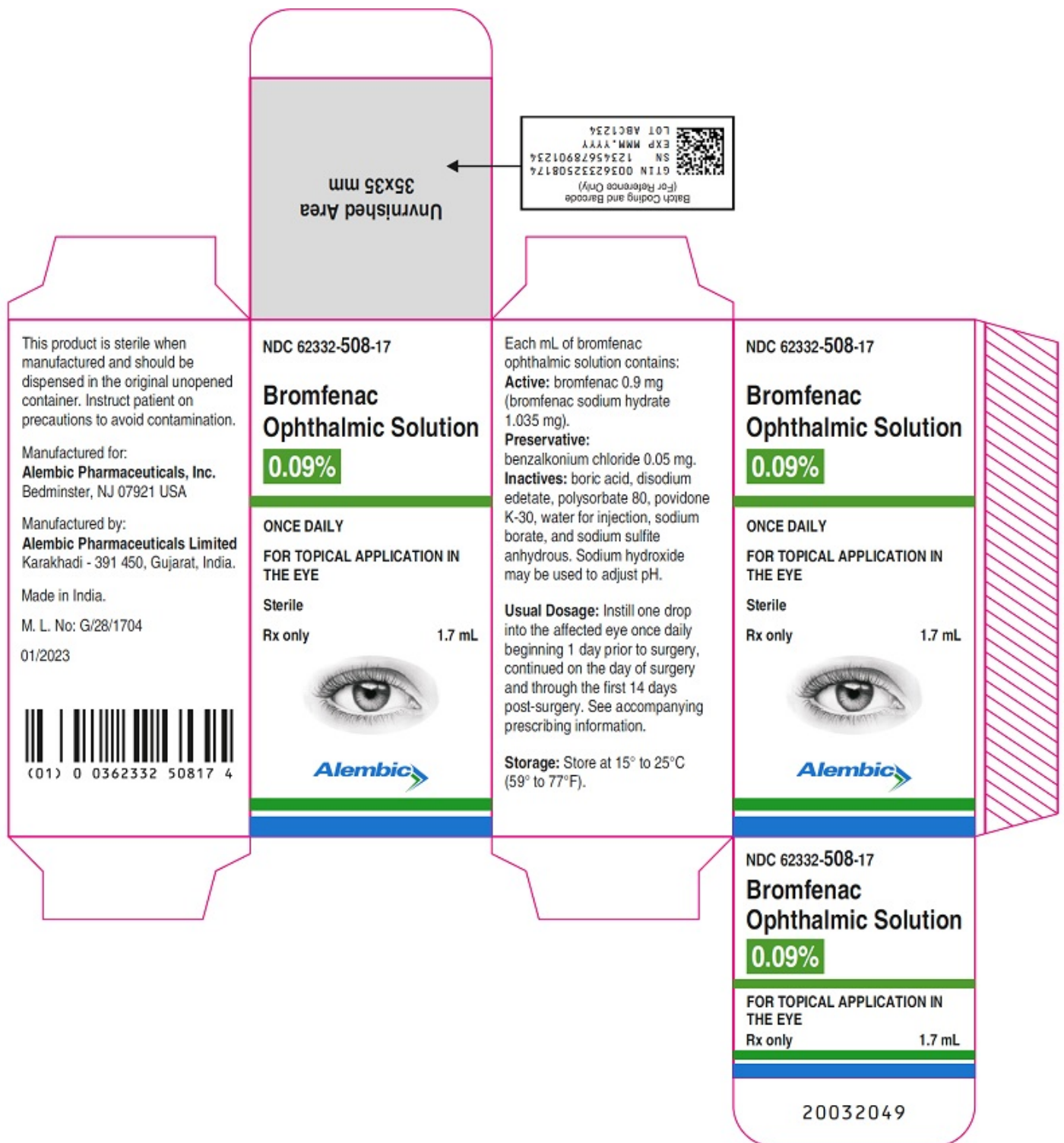
Bromfenac Ophthalmic Solution, 0.09% - Carton label - Gland Pharma Limited



Bromfenac Ophthalmic Solution, 0.09% - Bottle label - Alembic Pharmaceuticals Limited



Bromfenac Ophthalmic Solution, 0.09% - Carton label - Alembic Pharmaceuticals Limited



BROMFENAC OPHTHALMIC SOLUTION 0.09%

bromfenac ophthalmic solution 0.09% solution/ drops

Product Information

Product Type		HUMAN PRESCRIPTION DRUG	Item Code (Source)	NDC:62332-508
Route of Administration		OPHTHALMIC		
Active Ingredient/Active Moiety				
Ingredient Name			Basis of Strength	Strength
BROMFENAC SODIUM (UNII: 8ECV571Y37) (BROMFENAC - UNII:864P0921DW)			BROMFENAC	1.035 mg in 1 mL
Inactive Ingredients				
Ingredient Name				Strength
BORIC ACID (UNII: R57ZHV85D4)				
EDETATE DISODIUM (UNII: 7FLD91C86K)				
POLYSORBATE 80 (UNII: 6OZP39ZG8H)				
POVIDONE K30 (UNII: U725QWY32X)				
SODIUM BORATE (UNII: 91MBZ8H3QO)				
SODIUM SULFITE (UNII: VTK01UQK3G)				
SODIUM HYDROXIDE (UNII: 55X04QC32I)				
WATER (UNII: 059QF0KO0R)				
Packaging				
#	Item Code	Package Description	Marketing Start Date	Marketing End Date
1	NDC:62332-508-17	1 in 1 CARTON	06/21/2019	
1		1.7 mL in 1 BOTTLE; Type 0: Not a Combination Product		
Marketing Information				
Marketing Category		Application Number or Monograph Citation	Marketing Start Date	Marketing End Date
ANDA		ANDA210560	06/21/2019	

Labeler - Alembic Pharmaceuticals Inc. (079288842)

Establishment			
Name	Address	ID/FEI	Business Operations
Gland Pharma Limited		918601238	MANUFACTURE(62332-508)

Establishment			
Name	Address	ID/FEI	Business Operations
Alembic Pharmaceuticals Limited (F3)		675480734	MANUFACTURE(62332-508)

