

DAPSONE- dapsona gel

Trupharma, LLC

HIGHLIGHTS OF PRESCRIBING INFORMATION

These highlights do not include all the information needed to use DAPSONE GEL safely and effectively. See full prescribing information for DAPSONE GEL.

DAPSONE gel, for topical use
Initial U.S. Approval: 1955

INDICATIONS AND USAGE

Dapsona gel, 7.5%, is a sulfone indicated for the topical treatment of acne vulgaris in patients 9 years of age and older (1).

DOSAGE AND ADMINISTRATION

- Apply once daily (2).
- Apply approximately a pea-sized amount of dapsona gel, 7.5%, in a thin layer to the entire face. A thin layer can also be applied to other affected areas (2).
- If there is no improvement after 12 weeks, treatment with dapsona gel, 7.5% should be reassessed (2).
- For topical use only. Not for oral, ophthalmic, or intravaginal use (2).

DOSAGE FORMS AND STRENGTHS

Gel, 7.5% (3).

CONTRAINDICATIONS

None (4).

WARNINGS AND PRECAUTIONS

- Methemoglobinemia: Cases of methemoglobinemia have been reported. Discontinue dapsona gel if signs of methemoglobinemia occur (5.1).
- Hemolysis: Some patients with Glucose-6-phosphate Dehydrogenase (G6PD) deficiency using topical dapsona developed laboratory changes suggestive of hemolysis (5.1)(8.6).

ADVERSE REACTIONS

Most common (incidence \geq 0.9%) adverse reactions are application site dryness and pruritus (6.1).

To report SUSPECTED ADVERSE REACTIONS, contact TruPharma LLC at 1-877-541-5504 or FDA at 1-800-FDA-1088 or www.fda.gov/medwatch.

DRUG INTERACTIONS

- Trimethoprim/sulfamethoxazole (TMP/SMX) increases the systemic level of dapsona and its metabolites (7.1).
- Topical benzoyl peroxide used at the same time as dapsona gel, 7.5% may result in temporary local yellow or orange skin discoloration (7.2).

See 17 for PATIENT COUNSELING INFORMATION and FDA-approved patient labeling.

Revised: 11/2024

FULL PRESCRIBING INFORMATION: CONTENTS*

1 INDICATIONS AND USAGE

2 DOSAGE AND ADMINISTRATION

3 DOSAGE FORMS AND STRENGTHS

4 CONTRAINDICATIONS

5 WARNINGS AND PRECAUTIONS

5.1 Hematological Effects

5.2 Peripheral Neuropathy

5.3 Skin Reactions

6 ADVERSE REACTIONS

6.1 Clinical Studies Experience

6.2 Experience with Oral Use of Dapsone

6.3 Postmarketing Experience

7 DRUG INTERACTIONS

7.1 Trimethoprim-Sulfamethoxazole

7.2 Topical Benzoyl Peroxide

7.3 Drug Interactions with Oral Dapsone

7.4 Concomitant Use with Drugs that Induce Methemoglobinemia

8 USE IN SPECIFIC POPULATIONS

8.1 Pregnancy

8.2 Lactation

8.4 Pediatric Use

8.5 Geriatric Use

8.6 Glucose-6-phosphate Dehydrogenase (G6PD) Deficiency

11 DESCRIPTION

12 CLINICAL PHARMACOLOGY

12.1 Mechanism of Action

12.3 Pharmacokinetics

12.4 Microbiology

13 NONCLINICAL TOXICOLOGY

13.1 Carcinogenesis, Mutagenesis, Impairment of Fertility

14 CLINICAL STUDIES

16 HOW SUPPLIED/STORAGE AND HANDLING

17 PATIENT COUNSELING INFORMATION

* Sections or subsections omitted from the full prescribing information are not listed.

FULL PRESCRIBING INFORMATION

1 INDICATIONS AND USAGE

Dapsone gel, 7.5%, is indicated for the topical treatment of acne vulgaris in patients 9 years of age and older.

2 DOSAGE AND ADMINISTRATION

For topical use only. Not for oral, ophthalmic, or intravaginal use.

After the skin is gently washed and patted dry, apply approximately a pea-sized amount of dapsone gel, 7.5%, in a thin layer to the entire face once daily. In addition, a thin layer may be applied to other affected areas once daily. Rub in dapsone gel, 7.5%, gently and completely.

If there is no improvement after 12 weeks, treatment with dapsone gel, 7.5% should be reassessed.

3 DOSAGE FORMS AND STRENGTHS

Gel, 7.5%. Each gram of dapson gel, 7.5% contains 75 mg of dapson, USP in an off-white to yellow gel with suspended particles.

4 CONTRAINDICATIONS

None.

5 WARNINGS AND PRECAUTIONS

5.1 Hematological Effects

Methemoglobinemia

Cases of methemoglobinemia, with resultant hospitalization, have been reported postmarketing in association with twice daily dapson gel, 5%, treatment. Patients with glucose-6-phosphate dehydrogenase deficiency or congenital or idiopathic methemoglobinemia are more susceptible to drug-induced methemoglobinemia. Avoid use of dapson gel, 7.5% in those patients with congenital or idiopathic methemoglobinemia.

Signs and symptoms of methemoglobinemia may be delayed some hours after exposure. Initial signs and symptoms of methemoglobinemia are characterized by a slate grey cyanosis seen in e.g., buccal mucous membranes, lips, and nail beds. Advise patients to discontinue dapson gel, 7.5% and seek immediate medical attention in the event of cyanosis.

Dapson can cause elevated methemoglobin levels particularly in conjunction with methemoglobin-inducing agents [see *Drug Interactions (7.4)*].

Hemolysis

Oral dapson treatment has produced dose-related hemolysis and hemolytic anemia. Individuals with glucose-6-phosphate dehydrogenase (G6PD) deficiency are more prone to hemolysis with the use of certain drugs. G6PD deficiency is most prevalent in populations of African, South Asian, Middle Eastern, and Mediterranean ancestry.

In clinical trials, there was no evidence of clinically relevant hemolysis or hemolytic anemia in subjects treated with topical dapson. Some subjects with G6PD deficiency using dapson gel, 5%, twice daily developed laboratory changes suggestive of hemolysis [see *Use in Specific Populations (8.6)*].

Discontinue dapson gel, 7.5%, if signs and symptoms suggestive of hemolytic anemia occur. Avoid use of dapson gel, 7.5% in patients who are taking oral dapson or antimalarial medications because of the potential for hemolytic reactions. Combination of dapson gel, 7.5%, with trimethoprim/sulfamethoxazole (TMP/SMX) may increase the likelihood of hemolysis in patients with G6PD deficiency [see *Drug Interactions (7.1)*].

5.2 Peripheral Neuropathy

Peripheral neuropathy (motor loss and muscle weakness) has been reported with oral

dapsone treatment. No events of peripheral neuropathy were observed in clinical trials with topical dapsone treatment.

5.3 Skin Reactions

Skin reactions (toxic epidermal necrolysis, erythema multiforme, morbilliform and scarlatiniform reactions, bullous and exfoliative dermatitis, erythema nodosum, and urticaria) have been reported with oral dapsone treatment. These types of skin reactions were not observed in clinical trials with topical dapsone treatment.

6 ADVERSE REACTIONS

6.1 Clinical Studies Experience

Because clinical trials are conducted under widely varying conditions, adverse reaction rates observed in the clinical trials of a drug cannot be directly compared to rates in the clinical trials of another drug and may not reflect the rates observed in practice.

A total of 2,161 subjects were treated with dapsone gel, 7.5%, for 12 weeks in 2 controlled clinical trials. The population ranged in age from 12 to 63 years, was 56% female, and 58% Caucasian. Adverse drug reactions that were reported in at least 0.9% of subjects treated with dapsone gel, 7.5% appear in Table 1 below.

Table 1. Adverse Reactions Occurring in at Least 0.9% of Subjects with Acne Vulgaris in 12-week Controlled Clinical Trials

	Dapsone Gel, 7.5% (N=2,161)	Vehicle (N=2,175)
Application Site Dryness	24 (1.1%)	21 (1.0%)
Application Site Pruritus	20 (0.9%)	11 (0.5%)

6.2 Experience with Oral Use of Dapsone

Although not observed in the clinical trials with topical dapsone, serious adverse reactions have been reported with oral use of dapsone, including agranulocytosis, hemolytic anemia, peripheral neuropathy (motor loss and muscle weakness), and skin reactions (toxic epidermal necrolysis, erythema multiforme, morbilliform and scarlatiniform reactions, bullous and exfoliative dermatitis, erythema nodosum, and urticaria).

6.3 Postmarketing Experience

Because these reactions are reported voluntarily from a population of uncertain size, it is not always possible to reliably estimate their frequency or establish a causal relationship to drug exposure.

The following adverse reactions have been identified during post-approval use of topical dapsone: methemoglobinemia, rash (including erythematous rash, application site rash)

and swelling of face (including lip swelling, eye swelling).

7 DRUG INTERACTIONS

No formal drug-drug interaction studies were conducted with dapsonе gel, 7.5%.

7.1 Trimethoprim-Sulfamethoxazole

A drug-drug interaction study evaluated the effect of the use of dapsonе gel, 5% in combination with double strength (160 mg/800 mg) trimethoprim-sulfamethoxazole (TMP/SMX). During co-administration, systemic levels of TMP and SMX were essentially unchanged, however, levels of dapsonе and its metabolites increased in the presence of TMP/SMX. The systemic exposure from dapsonе gel, 7.5% is expected to be about 1% of that from the 100 mg oral dose, even when co-administered with TMP/SMX.

7.2 Topical Benzoyl Peroxide

Topical application of dapsonе gel followed by benzoyl peroxide in patients with acne vulgaris may result in a temporary local yellow or orange discoloration of the skin and facial hair.

7.3 Drug Interactions with Oral Dapsonе

Certain concomitant medications (such as rifampin, anticonvulsants, St. John's wort) may increase the formation of dapsonе hydroxylamine, a metabolite of dapsonе associated with hemolysis. With oral dapsonе treatment, folic acid antagonists such as pyrimethamine have been noted to possibly increase the likelihood of hematologic reactions.

7.4 Concomitant Use with Drugs that Induce Methemoglobinemia

Concomitant use of dapsonе gel, 7.5% with drugs that induce methemoglobinemia such as sulfonamides, acetaminophen, acetanilide, aniline dyes, benzocaine, chloroquine, dapsonе, naphthalene, nitrates and nitrites, nitrofurantoin, nitroglycerin, nitroprusside, pamaquine, para-aminosalicylic acid, phenacetin, phenobarbital, phenytoin, primaquine, and quinine may increase the risk for developing methemoglobinemia [*see Warnings and Precautions (5.1)*].

8 USE IN SPECIFIC POPULATIONS

8.1 Pregnancy

Risk Summary

There are no available data on dapsonе gel, 7.5%, use in pregnant women to inform a drug-associated risk for adverse developmental outcomes. The systemic absorption of dapsonе in humans following topical application is low relative to oral dapsonе administration [*see Clinical Pharmacology (12.3)*]. In animal reproduction studies, oral doses of dapsonе administered to pregnant rats and rabbits during organogenesis that resulted in systemic exposures more than 400 times the systemic exposure at the maximum recommended human dose (MRHD) of dapsonе gel, 7.5%, resulted in embryocidal effects. When orally administered to rats from the onset of organogenesis

through the end of lactation at systemic exposures approximately 500 times the exposure at the MRHD, dapsons resulted in increased stillbirths and decreased pup weight [see Data] .

The estimated background risks of major birth defects and miscarriage for the indicated population are unknown. In the U.S. general population, the estimated background risk of major birth defects and miscarriage in clinically recognized pregnancies is 2% to 4% and 15% to 20%, respectively.

Data

Animal Data

Dapsons has been shown to have an embryocidal effect in rats and rabbits when administered orally daily to females during organogenesis at dosages of 75 mg/kg/day and 150 mg/kg/day, respectively. These dosages resulted in systemic exposures that represented approximately 1407 times [rats] and 425 times [rabbits] the systemic exposure observed in human females as a result of use of the MRHD of dapsons gel, 7.5%, based on AUC comparisons. These effects were probably secondary to maternal toxicity.

Dapsons was assessed for effects on perinatal/postnatal pup development and postnatal maternal behavior and function in a study in which dapsons was orally administered to female rats daily beginning on the seventh day of gestation and continuing until the twenty-seventh day postpartum. Maternal toxicity (decreased body weight and food consumption) and developmental effects (increase in stillborn pups and decreased pup weight) were seen at a dapsons dose of 30 mg/kg/day (approximately 563 times the systemic exposure that is associated with the MRHD of dapsons gel, 7.5%, based on AUC comparisons). No effects were observed on the viability, physical development, behavior, learning ability, or reproductive function of surviving pups.

8.2 Lactation

Risk Summary

There is no information regarding the presence of topical dapsons in breastmilk, the effects on the breastfed infant or the effects on milk production. Orally administered dapsons appears in human milk and could result in hemolytic anemia and hyperbilirubinemia especially in infants with G6PD deficiency. Systemic absorption of dapsons following topical application is low relative to oral dapsons administration.

The developmental and health benefits of breastfeeding should be considered along with the mother's clinical need for dapsons gel, 7.5% and any potential adverse effects on the breastfed child from dapsons gel, 7.5% or from the underlying maternal condition.

8.4 Pediatric Use

The safety and effectiveness of dapsons gel, 7.5% for the topical treatment of acne vulgaris have been established in patients 9 years of age and older. Use of dapsons gel, 7.5% in patients 9 to 11 years of age for this indication is supported by evidence from adequate and well-controlled clinical trials in 1,066 subjects 12 years of age and older and with additional pharmacokinetic and safety data in pediatric subjects 9 to 11 years of age from an open label study of 100 subjects with acne [see Adverse Reactions (6.1) and Clinical Pharmacology (12.3)] .

The safety profile for dapsonone gel, 7.5% in clinical trials was similar to the vehicle control group.

Safety and effectiveness of dapsonone gel, 7.5%, have not been established in pediatric patients below the age of 9 years.

8.5 Geriatric Use

Clinical trials of dapsonone gel, 7.5% did not include sufficient numbers of subjects aged 65 years and over to determine whether they respond differently from younger subjects.

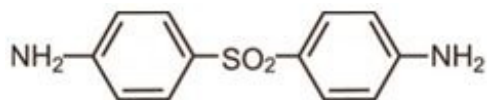
8.6 Glucose-6-phosphate Dehydrogenase (G6PD) Deficiency

Individuals with glucose-6-phosphate dehydrogenase (G6PD) deficiency may be more prone to methemoglobinemia and hemolysis [see *Warnings and Precautions (5.1)*].

Dapsonone gel, 5% and vehicle were evaluated in a randomized, double-blind, cross-over design clinical study of 64 subjects with G6PD deficiency and acne vulgaris. Subjects were Black (88%), Asian (6%), Hispanic (2%) or of other racial origin (5%). Blood samples were taken at Baseline, Week 2, and Week 12 during both vehicle and dapsonone gel, 5% treatment periods. Some of these subjects developed laboratory changes suggestive of hemolysis, but there was no evidence of clinically significant hemolytic anemia in this study [see *Warnings and Precautions (5.1)*].

11 DESCRIPTION

Dapsonone gel, 7.5%, contains dapsonone USP, a sulfone, in an aqueous gel base for topical dermatologic use. Dapsonone gel, 7.5% is an off-white to yellow gel with suspended particles. Chemically, dapsonone, USP has an empirical formula of $C_{12}H_{12}N_2O_2S$. It is a white or slightly yellow-white, crystalline powder that has a molecular weight of 248.30. Dapsonone's chemical name is 4-[(4-aminobenzene) sulfonyl] aniline and its structural formula is:



Each gram of dapsonone gel, 7.5%, contains 75 mg of dapsonone, USP, in a gel of diethylene glycol monoethyl ether, methylparaben, acrylamide/sodium acryloyldimethyl taurate copolymer, isohexadecane, polysorbate 80, and purified water.

The mechanism of action of dapsonone gel in treating acne vulgaris is not known.

12 CLINICAL PHARMACOLOGY

12.1 Mechanism of Action

The mechanism of action of dapsonone gel in treating acne vulgaris is not known.

12.3 Pharmacokinetics

In a pharmacokinetic study, male and female subjects 16 years of age or older with acne

vulgaris (N=19) applied 2 grams of dapson gel, 7.5% to the face, upper chest, upper back and shoulders once daily for 28 days. Steady-state for dapson was reached within 7 days of dosing. On Day 28, the mean dapson maximum plasma concentration (C_{max}) and area under the concentration-time curve from 0 to 24 hours post dose (AUC_{0-24h}) were 13.0 ± 6.8 ng/mL and 282 ± 146 ng•h/mL, respectively. The systemic exposure from dapson gel, 7.5% is expected to be about 1% of that from a 100 mg oral dose.

Long-term safety studies were not conducted with dapson gel, 7.5%, however, in a long-term clinical study of dapson gel, 5% treatment (twice daily), periodic blood samples were collected up to 12 months to determine systemic exposure of dapson and its metabolites in approximately 500 subjects. Based on the measurable dapson concentrations from 408 subjects (M=192, F=216), obtained at Month 3, neither gender nor race appeared to affect the pharmacokinetics of dapson. Similarly, dapson exposures were approximately the same between the age groups of 12 to 15 years (N=155) and those greater than or equal to 16 years (N=253). There was no evidence of increasing systemic exposure to dapson over the study year in these subjects.

In an open label safety and pharmacokinetic study in pediatric subjects 9 to 11 years of age with acne vulgaris, a subset of subjects (N = 16) received once daily topical application of approximately 2 grams of dapson gel, 7.5%, to the entire face, shoulders, upper chest and upper back for 8 days. On Day 8, the systemic concentrations were at or near steady-state and the mean \pm SD systemic concentration of dapson at 10 hours post dose was 20 ± 12.5 ng/mL.

12.4 Microbiology

In Vivo Activity: No microbiology or immunology studies were conducted during dapson gel, 7.5% clinical studies.

Drug Resistance: No dapson resistance studies were conducted during dapson gel clinical studies therefore there are no data available as to whether dapson treatment may have resulted in decreased susceptibility of *Propionibacterium acnes*, an organism associated with acne, or to other antimicrobials that may be used to treat acne. Therapeutic resistance to dapson has been reported for *Mycobacterium leprae*, when patients have been treated with oral dapson.

13 NONCLINICAL TOXICOLOGY

13.1 Carcinogenesis, Mutagenesis, Impairment of Fertility

Dapson was not carcinogenic to rats when orally administered to females for 92 weeks or males for 100 weeks at dose levels up to 15 mg/kg/day (approximately 340 times the systemic exposure observed in humans as a result of use of the MRHD of dapson gel, 7.5%, based on AUC comparisons).

No evidence of potential to induce carcinogenicity was observed in a dermal study in which dapson gel was topically applied to Tg.AC transgenic mice for approximately 26 weeks. Dapson concentrations of 3%, 5%, and 10% were evaluated; 3% material was judged to be the maximum tolerated dosage.

Dapson was negative in a bacterial reverse mutation assay (Ames test), and was

negative in a micronucleus assay conducted in mice. Dapsone was positive (clastogenic) in a chromosome aberration assay conducted with Chinese hamster ovary (CHO) cells.

The effects of dapsone on fertility and general reproductive performance were assessed in male and female rats following oral dosing. Dapsone reduced sperm motility at dosages of 3 mg/kg/day or greater (approximately 22 times the systemic exposure that is associated with the MRHD of dapsone gel, 7.5%, based on AUC comparisons) when administered daily beginning 63 days prior to mating and continuing through the mating period. The mean numbers of embryo implantations and viable embryos were significantly reduced in untreated females mated with males that had been dosed at 12 mg/kg/day or greater (approximately 187 times the systemic exposure that is associated with the MRHD of dapsone gel, 7.5%, based on AUC comparisons), presumably due to reduced numbers or effectiveness of sperm, indicating impairment of fertility. When administered to female rats at a dosage of 75 mg/kg/day (approximately 1,407 times the systemic exposure that is associated with the MRHD of dapsone gel, 7.5%, based on AUC comparisons) for 15 days prior to mating and for 17 days thereafter, dapsone reduced the mean number of implantations, increased the mean early resorption rate, and reduced the mean litter size. These effects probably were secondary to maternal toxicity.

14 CLINICAL STUDIES

The safety and efficacy of once daily use of dapsone gel, 7.5%, was assessed in two 12-week multicenter, randomized, double-blind, vehicle-controlled trials. Efficacy was assessed in a total of 4,340 subjects 12 years of age and older. The majority of the subjects had moderate acne vulgaris, 20 to 50 inflammatory and 30 to 100 non-inflammatory lesions at baseline, and were randomized to receive either dapsone gel, 7.5% or vehicle.

Treatment response was defined at Week 12 as the proportion of subjects who were rated “none” or “minimal” with at least a two-grade improvement from baseline on the Global Acne Assessment Score (GAAS), and mean absolute change from baseline in both inflammatory and non-inflammatory lesion counts. A GAAS score of “none” corresponded to no evidence of facial acne vulgaris. A GAAS score of “minimal” corresponded to a few non-inflammatory lesions (comedones) being present and to a few inflammatory lesions (papules/pustules) that may be present.

The GAAS success rate, mean reduction, and percent reduction in acne lesion counts from baseline after 12 weeks of treatment are presented in the following table.

Table 2. Clinical Efficacy of Dapsone Gel at Week 12 in Subjects with Acne Vulgaris				
	Trial 1		Trial 2	
	Dapsone Gel, 7.5% (N=1,044)	Vehicle (N=1,058)	Dapsone Gel, 7.5% (N=1,118)	Vehicle (N=1,120)
Global Acne Assessment Score				
GAAS Success (Score 0)	30%	21%	30%	21%

or 1)				
Inflammatory Lesions				
Mean absolute reduction	16.1	14.3	15.6	14.0
Mean percent reduction	56%	49%	54%	48%
Non-inflammatory Lesions				
Mean absolute reduction	20.7	18.0	20.8	18.7
Mean percent reduction	45%	39%	46%	41%

16 HOW SUPPLIED/STORAGE AND HANDLING

Dapsone gel, 7.5% is an off-white to yellow gel with suspended particles. It is supplied in 60 g or 90 g aluminium barrier laminate tubes with polypropylene flip-top caps.

Dapsone Gel, 7.5%, is supplied in the following sizes:

NDC 52817-832-60 - 60 g tube

NDC 52817-832-90 - 90 g tube

Storage: Store at 20°C-25°C (68°-77°F), excursions permitted between 15°C-30°C (59°-86°F) [see USP Controlled Room Temperature]. Protect from freezing.

17 PATIENT COUNSELING INFORMATION

Advise the patient to read the FDA-approved patient labeling (Patient Information).

Hematological Effects

- Inform patients that methemoglobinemia can occur with topical dapsone treatment. Advise patients to seek immediate medical attention if they develop cyanosis [see *Warnings and Precautions (5.1)*].
- Inform patients who have G6PD deficiency that hemolytic anemia may occur with topical dapsone treatment. Advise patients to seek medical attention if they develop signs and symptoms suggestive of hemolytic anemia [see *Warnings and Precautions (5.1)*].

Important Administration Instructions

- Advise patients to apply dapsone gel, 7.5%, once daily to the entire face [see *Dosage and Administration (2)*].
- Dapsone gel, 7.5% is for topical use only.
- Do not apply dapsone gel, 7.5% to eyes, mouth, or mucous membranes.

All trademarks are the property of their respective owners.

Distributed by: TruPharma LLC, Tampa, FL 33609, USA

Patient Information

Dapsone (dap- sohn) gel, 7.5%

Important:For use on skin only (topical use). Do not use dapsone gel, 7.5% in your mouth, eyes, or vagina.

What is Dapsone gel, 7.5%?

Dapsone gel, 7.5%, is a prescription medicine used on the skin (topical) to treat acne in people 9 years and older. Dapsone gel, 7.5%, has not been studied in children under 9 years of age.

Before you use Dapsone gel, 7.5%, tell your doctor about all of your medical conditions, including if you:

- have a glucose-6-phosphate dehydrogenase deficiency (G6PD)
- have higher than normal levels of methemoglobin in your blood (methemoglobinemia)
- are pregnant or plan to become pregnant. It is not known if dapsone gel, 7.5% will harm your unborn baby.
- are breastfeeding or plan to breastfeed. Dapsone can pass into your breast milk and may harm your baby. You and your doctor should decide if you will use dapsone gel, 7.5%, or breastfeed. You should not do both.

Tell your doctor about all the medicines you take, including prescription and over-the-counter medicines, vitamins, and herbal supplements. Especially, tell your doctor if you are using acne medicines that contain benzoyl peroxide. Use of benzoyl peroxide with dapsone gel, 7.5% at the same time may cause your skin or facial hair to temporarily turn yellow or orange at the site of application.

How do I use Dapsone gel, 7.5%?

- Use dapsone gel, 7.5% exactly as your doctor tells you to use it.
- Apply dapsone gel, 7.5% one time a day.
- Gently wash and pat dry the areas of your skin where you will apply dapsone gel, 7.5%.
- Apply a pea-sized amount of dapsone gel, 7.5% in a thin layer to the entire face. A thin layer may also be applied to other affected areas as instructed by your doctor.
- Rub dapsone gel, 7.5% in gently and completely.
- Wash your hands after applying dapsone gel, 7.5%.
- If your acne does not get better after using dapsone gel, 7.5% for 12 weeks, talk to your doctor about continuing treatment.

What are the possible side effects of Dapsone gel, 7.5%?

Dapsone gel, 7.5% may cause serious side effects, including:

- **Decrease of oxygen in your blood caused by a certain type of abnormal red blood cell (methemoglobinemia).** Stop using dapsone gel, 7.5% and get medical help right away if your lips, nail beds, or the inside of your mouth turns grey or blue.
- **Breakdown of red blood cells (hemolytic anemia).** Some people with G6PD deficiency using dapsone gel, 7.5% may develop mild hemolytic anemia. Stop using dapsone gel, 7.5% and tell your doctor right away if you get any of the following signs and symptoms:
 - back pain
 - dark brown urine

- shortness of breath
- fever
- tiredness or weakness
- yellow or pale skin

The most common side effects of dapsone gel, 7.5% include dryness and itching of the skin being treated. These are not all of the possible side effects of dapsone gel, 7.5%. Call your doctor for medical advice about side effects. You may report side effects to FDA at 1-800-FDA-1088.

How should I store Dapsone gel, 7.5%?

- Store dapsone gel, 7.5%, at room temperature 68°F to 77°F (20°C to 25°C).
- Protect dapsone gel, 7.5% from freezing.

Keep dapsone gel, 7.5% and all medicines out of the reach of children.

General information about the safe and effective use of Dapsone gel, 7.5%.

Medicines are sometimes prescribed for purposes other than those listed in a Patient Information leaflet. Do not use dapsone gel, 7.5% for a condition for which it was not prescribed. Do not give dapsone gel, 7.5% to other people, even if they have the same symptoms you have. It may harm them. You can ask your doctor or pharmacist for information about dapsone gel, 7.5% that is written for health professionals.

What are the ingredients in Dapsone gel, 7.5%?

Active ingredient:dapsone, USP

Inactive ingredients:diethylene glycol monoethyl ether, methylparaben, acrylamide/sodium acryloyldimethyl taurate copolymer, isohexadecane, polysorbate 80, and purified water.

All trademarks are the property of their respective owners.

Distributed by: TruPharma LLC, Tampa, FL 33609, USA.

This Patient Information has been approved by the U.S. Food and Drug Administration.

For more information, call 1-877-835-5472.

Distributed by:

Amneal Pharmaceuticals LLC

Bridgewater, NJ 08807

Rev. 05-2023-01

PACKAGE LABEL PRINCIPAL DISPLAY PANEL

NDC 52817-832-60

Dapsone Gel, 7.5%

60 g

Rx only

Carton Label



Net Wt. 60 g TUBE

Dapsone Gel, 7.5%

FOR TOPICAL USE ONLY

FOR TOPICAL USE ONLY:

Not for oral, ophthalmic, or
intravaginal use.

Dosage: Apply once daily. See
package insert for dosage
information.

WARNING: Keep out of reach of
children

Each gram of gel contains 75 mg of
dapsone, diethylene glycol
monoethyl ether, methylparaben,
acrylamide/sodium acryloyldimethyl
taurate copolymer, isohexadecane,
polysorbate 80 and purified water.

Storage: Store at 20°C-25°C
(68°F-77°F), excursions permitted to
15°C-30°C (59°F-86°F) [see USP
Controlled Room Temperature].
Protect from freezing.



NDC 52817-832-60

Dapsone Gel, 7.5%

Dapsone Gel, 7.5%

Dapsone Gel, 7.5%

FOR TOPICAL USE ONLY

 TruPharma™

Rx Only

Net
Wt. 60 g TUBE

Distributed by:
TruPharma, LLC
Tampa, FL 33609

117549




68740624

NDC 52817-832-60
Dapsone Gel, 7.5%
60 g
Rx only

Container Label

NDC 52817-~~832~~-60

Dapsone
Gel, 7.5%


Rx Only

Net
Wt. **60 g TUBE**


FOR TOPICAL USE ONLY:
Not for oral, ophthalmic, or intravaginal use.

Dosage: Apply once daily. See package insert for dosage information.
WARNING: Keep out of reach of children

Each gram of gel contains 75 mg of dapsone, diethylene glycol monoethyl ether, methylparaben, acrylamide/sodium acryloyldimethyl taurate copolymer, isohexadecane, polysorbate 80 and purified water.

Storage: Store at 20°C-25°C (68°F-77°F), excursions permitted to 15°C-30°C (59°F-86°F) [see USP Controlled Room Temperature].
Protect from freezing.

Distributed by: 141038
TruPharma, LLC Rev. 9/24
Tampa, FL 33609



PACKAGE LABEL PRINCIPAL DISPLAY PANEL

NDC 52817-832-90
Dapsone Gel, 7.5%
90 g
Rx only
Carton Label



Net
Wt. 90 g TUBE

Dapsone Gel, 7.5%

FOR TOPICAL USE ONLY

FOR TOPICAL USE ONLY:

Not for oral, ophthalmic, or
intravaginal use.

Dosage: Apply once daily. See
package insert for dosage
information.

WARNING: Keep out of reach of
children

Each gram of gel contains 75 mg of
dapsone, diethylene glycol
monoethyl ether, methylparaben,
acrylamide/sodium acryloyldimethyl
taurate copolymer, isohexadecane,
polysorbate 80 and purified water.

Storage: Store at 20°C-25°C
(68°F-77°F), excursions permitted
to 15°C-30°C (59°F-86°F) [see
USP Controlled Room Tempera-
ture].

Protect from freezing.


NDC 52817-832-90

Dapsone
Gel, 7.5%

Dapsone
Gel, 7.5%

Dapsone
Gel, 7.5%

FOR TOPICAL USE ONLY



 TruPharma™

Rx Only

Net
Wt. 90 g TUBE

Distributed by:
TruPharma, LLC
Tampa, FL 33609

117550



NDC 52817-832-90
Dapsone Gel, 7.5%
90 g
Rx only
Container Label

NDC 52817-832-90

Dapsone Gel, 7.5%

FOR TOPICAL USE ONLY

 **TruPharma™**
Rx Only

Net
wt. **90 g TUBE**



FOR TOPICAL USE ONLY:

Not for oral, ophthalmic, or
intravaginal use.

Dosage: Apply once daily. See
package insert for dosage
information.

WARNING: Keep out of reach of
children

Each gram of gel contains 75 mg
of dapsone, diethylene glycol
monoethyl ether, methylparaben,
acrylamide/sodium
acryloyldimethyl taurate
copolymer, isohexadecane,
polysorbate 80 and purified
water.

Storage: Store at 20°C-25°C
(68°F-77°F), excursions
permitted to 15°C-30°C
(59°F-86°F) [see USP
Controlled Room Temperature].
Protect from freezing.

141038
Rev. 9/24

Distributed by:
TruPharma, LLC
Tampa, FL 33609



DAPSONE

dapsone gel

Product Information

Product Type	HUMAN PRESCRIPTION DRUG	Item Code (Source)	NDC:52817-832
Route of Administration	TOPICAL		

Active Ingredient/Active Moiety

Ingredient Name	Basis of Strength	Strength
DAPSONE (UNII: 8W5C518302) (DAPSONE - UNII:8W5C518302)	DAPSONE	75 mg in 1 g

Inactive Ingredients

Ingredient Name	Strength
DIETHYLENE GLYCOL MONOETHYL ETHER (UNII: A1A1I8X02B)	
METHYLPARABEN (UNII: A2I8C7HI9T)	
ISOHEXADECANE (UNII: 918X1OUF1E)	
POLYSORBATE 80 (UNII: 6OZP39ZG8H)	
WATER (UNII: 059QF0KO0R)	
SODIUM ACRYLOYLDIMETHYLTAURATE-ACRYLAMIDE COPOLYMER (1:1; 90000-150000 MPA.S) (UNII: 5F4963KLHS)	

Product Characteristics

Color	white (off-white to yellow)	Score	
Shape		Size	
Flavor		Imprint Code	
Contains			

Packaging

#	Item Code	Package Description	Marketing Start Date	Marketing End Date
1	NDC:52817-832-60	1 in 1 CARTON	11/20/2024	
1		60 g in 1 TUBE; Type 0: Not a Combination Product		
2	NDC:52817-832-90	1 in 1 CARTON	11/20/2024	
2		90 g in 1 TUBE; Type 0: Not a Combination Product		

Marketing Information

Marketing Category	Application Number or Monograph Citation	Marketing Start Date	Marketing End Date
ANDA	ANDA213636	11/20/2024	

Labeler - Trupharma, LLC (078533947)

Establishment

Name	Address	ID/FEI	Business Operations
Ferndale Laboratories, Inc.		005320536	analysis(52817-832) , label(52817-832) , manufacture(52817-832) , pack(52817-832)

Revised: 12/2024

Trupharma, LLC