

GLYCEROL PHENYLBUTYRATE- glycerol phenylbutyrate liquid
Teva Pharmaceuticals, Inc.

HIGHLIGHTS OF PRESCRIBING INFORMATION

These highlights do not include all the information needed to use GLYCEROL PHENYLBUTYRATE ORAL LIQUID safely and effectively. See full prescribing information for GLYCEROL PHENYLBUTYRATE ORAL LIQUID.

GLYCEROL PHENYLBUTYRATE oral liquid
Initial U.S. Approval: 1996

INDICATIONS AND USAGE

Glycerol phenylbutyrate oral liquid is a nitrogen-binding agent indicated for chronic management of patients with urea cycle disorders (UCDs) who cannot be managed by dietary protein restriction and/or amino acid supplementation alone. Glycerol phenylbutyrate oral liquid must be used with dietary protein restriction and, in some cases, dietary supplements. (1)

Limitations of Use:

- Glycerol phenylbutyrate oral liquid is not indicated for treatment of acute hyperammonemia in patients with UCDs. (1)
- Safety and efficacy for treatment of N-acetylglutamate synthase (NAGS) deficiency has not been established. (1)

DOSAGE AND ADMINISTRATION

Glycerol phenylbutyrate oral liquid should be prescribed by a physician experienced in management of UCDs. For administration and preparation, see full prescribing information. (2.1, 2.6)

Switching From Sodium Phenylbutyrate Tablets or Powder to Glycerol Phenylbutyrate Oral Liquid:

- Patients should receive the dosage of glycerol phenylbutyrate oral liquid that contains the same amount of phenylbutyric acid, see full prescribing information for conversion. (2.2)
- Initial Dosage in Phenylbutyrate-Naïve Patients (2.3):
- Recommended dosage range is 4.5 to 11.2 mL/m²/day (5 to 12.4 g/m²/day).
- For patients with some residual enzyme activity not adequately controlled with dietary restriction, the recommended starting dose is 4.5 mL/m²/day.
- Take into account patient's estimated urea synthetic capacity, dietary protein intake, and diet adherence.

Dosage Adjustment and Monitoring:

- Follow plasma ammonia levels to determine the need for dosage titration. (2.4)

Dosage Modifications in Patients with Hepatic Impairment:

- Start dosage at lower end of range. (2.5, 8.7)

DOSAGE FORMS AND STRENGTHS

Oral liquid: 1.1 g/mL. (3)

CONTRAINDICATIONS

Known hypersensitivity to phenylbutyrate. (4)

WARNINGS AND PRECAUTIONS

- Neurotoxicity: Phenylacetate (PAA), the active moiety of glycerol phenylbutyrate oral liquid, may be toxic; reduce dosage for symptoms of neurotoxicity. (5.1)
- Pancreatic Insufficiency or Intestinal Malabsorption: Monitor ammonia levels closely. (5.2)

ADVERSE REACTIONS

Most common adverse reactions (≥10%) in adults are: diarrhea, flatulence, and headache. (6.1)

To report SUSPECTED ADVERSE REACTIONS, contact Teva at 1-888-838-2872 or FDA at 1-800-FDA-1088 or www.fda.gov/medwatch.

DRUG INTERACTIONS

- Corticosteroids, valproic acid, or haloperidol: May increase plasma ammonia level; monitor ammonia levels closely. (7.1)
- Probenecid: May affect renal excretion of metabolites of glycerol phenylbutyrate oral liquid, including phenylacetylglutamine (PAGN) and PAA. (7.2)
- CYP3A4 Substrates with narrow therapeutic index (e.g., alfentanil, quinidine, cyclosporine): Glycerol phenylbutyrate oral liquid may decrease exposure; monitor for decreased efficacy of the narrow therapeutic index drug. (7.3)
- Midazolam: Decreased exposure; monitor for suboptimal effect of midazolam. (7.3)

USE IN SPECIFIC POPULATIONS

Lactation: Breastfeeding is not recommended. (8.2)

See 17 for PATIENT COUNSELING INFORMATION and Medication Guide.

Revised: 3/2025

FULL PRESCRIBING INFORMATION: CONTENTS*

1 INDICATIONS AND USAGE

2 DOSAGE AND ADMINISTRATION

- 2.1 Important Administration Instructions
- 2.2 Switching From Sodium Phenylbutyrate to Glycerol Phenylbutyrate Oral Liquid
- 2.3 Initial Dosage in Phenylbutyrate-Naïve Patients
- 2.4 Dosage Adjustment and Monitoring
- 2.5 Dosage Modifications in Patients with Hepatic Impairment

2.6 Preparation for Nasogastric Tube or Gastrostomy Tube Administration

3 DOSAGE FORMS AND STRENGTHS

4 CONTRAINDICATIONS

5 WARNINGS AND PRECAUTIONS

5.1 Neurotoxicity

5.2 Pancreatic Insufficiency or Intestinal Malabsorption

6 ADVERSE REACTIONS

6.1 Clinical Trials Experience

6.2 Postmarketing Experience

7 DRUG INTERACTIONS

7.1 Potential for Other Drugs to Affect Ammonia

7.2 Potential for Other Drugs to Affect Glycerol Phenylbutyrate Oral Liquid

7.3 Potential for Glycerol Phenylbutyrate Oral Liquid to Affect Other Drugs

8 USE IN SPECIFIC POPULATIONS

8.1 Pregnancy

8.2 Lactation

8.4 Pediatric Use

8.5 Geriatric Use

8.6 Renal Impairment

8.7 Hepatic Impairment

10 OVERDOSAGE

11 DESCRIPTION

12 CLINICAL PHARMACOLOGY

12.1 Mechanism of Action

12.2 Pharmacodynamics

12.3 Pharmacokinetics

13 NONCLINICAL TOXICOLOGY

13.1 Carcinogenesis, Mutagenesis, Impairment of Fertility

14 CLINICAL STUDIES

14.1 Clinical Studies in Adult Patients with UCDS

14.2 Clinical Studies in Pediatric Patients 2 Years to 17 Years of Age with UCDS

14.3 Clinical Studies in Pediatric Patients Less Than 2 Years of Age with UCDS

16 HOW SUPPLIED/STORAGE AND HANDLING

17 PATIENT COUNSELING INFORMATION

* Sections or subsections omitted from the full prescribing information are not listed.

FULL PRESCRIBING INFORMATION

1 INDICATIONS AND USAGE

Glycerol phenylbutyrate oral liquid is indicated for use as a nitrogen-binding agent for chronic management of patients with urea cycle disorders (UCDs) who cannot be managed by dietary protein restriction and/or amino acid supplementation alone. Glycerol phenylbutyrate oral liquid must be used with dietary protein restriction and, in some cases, dietary supplements (e.g., essential amino acids, arginine, citrulline, protein-free calorie supplements).

Limitations of Use:

- Glycerol phenylbutyrate oral liquid is not indicated for the treatment of acute hyperammonemia in patients with UCDS because more rapidly acting interventions are essential to reduce plasma ammonia levels.
- The safety and efficacy of glycerol phenylbutyrate oral liquid for the treatment of *N*-acetylglutamate synthase (NAGS) deficiency has not been established.

2 DOSAGE AND ADMINISTRATION

2.1 Important Administration Instructions

Glycerol phenylbutyrate oral liquid should be prescribed by a physician experienced in the management of UCDS.

- Instruct patients to take glycerol phenylbutyrate oral liquid with food or formula and to administer directly into the mouth via oral syringe.
- Instruct patients to use the glycerol phenylbutyrate oral liquid bottle and oral syringe as follows:
 - Use a new reclosable bottle cap adapter with each new bottle that is opened.
 - Open the glycerol phenylbutyrate oral liquid bottle and twist on the new reclosable

- bottle cap adapter.
 - Use a new and dry oral syringe to withdraw each prescribed dose of glycerol phenylbutyrate oral liquid.
 - Discard the oral syringe after each dose.
 - Tightly close the tethered tab on the reclosable bottle cap adapter after each use.
 - Do not rinse the reclosable bottle cap adapter.
 - Discard bottle and any remaining contents 28 days after opening.
 - If water or moisture enters the glycerol phenylbutyrate oral liquid bottle, the contents will become cloudy in appearance. If the contents of the bottle appear cloudy at any time, do not use the remaining glycerol phenylbutyrate oral liquid in the bottle and return it to the pharmacy to be discarded.
- Instruct that glycerol phenylbutyrate oral liquid should be administered just prior to breastfeeding in infants who are breastfeeding.
 - For patients who cannot swallow, see the instructions on administration of glycerol phenylbutyrate oral liquid by nasogastric tube or gastrostomy tube [see *Dosage and Administration (2.6)*].
 - For patients who require a volume of less than 1 mL per dose via nasogastric or gastrostomy tube, the delivered dose may be less than anticipated. Closely monitor these patients using ammonia levels [see *Dosage and Administration (2.6)*].
 - The recommended dosages for patients switching from sodium phenylbutyrate to glycerol phenylbutyrate oral liquid and patients naïve to phenylbutyric acid are different [see *Dosage and Administration (2.2, 2.3)*]. For both subpopulations:
 - Patients 2 years of age and older: Give glycerol phenylbutyrate oral liquid in 3 equally divided dosages, each rounded up to the nearest 0.5 mL
 - Patients less than 2 years: Give glycerol phenylbutyrate oral liquid in 3 or more equally divided dosages, each rounded up to the nearest 0.1 mL.
 - The maximum total daily dosage is 17.5 mL (19 g).
 - Glycerol phenylbutyrate oral liquid must be used with dietary protein restriction and, in some cases, dietary supplements (e.g., essential amino acids, arginine, citrulline, protein-free calorie supplements).

2.2 Switching From Sodium Phenylbutyrate to Glycerol Phenylbutyrate Oral Liquid

Patients switching from sodium phenylbutyrate to glycerol phenylbutyrate oral liquid should receive the dosage of glycerol phenylbutyrate oral liquid that contains the same amount of phenylbutyric acid. The conversion is as follows:

Total daily dosage of glycerol phenylbutyrate oral liquid (mL) = total daily dosage of sodium phenylbutyrate tablets (g) × 0.86

Total daily dosage of glycerol phenylbutyrate oral liquid (mL) = total daily dosage of sodium phenylbutyrate powder (g) × 0.81

2.3 Initial Dosage in Phenylbutyrate-Naïve Patients

The recommended dosage range, based upon body surface area, in patients naïve to phenylbutyrate (PBA) is 4.5 to 11.2 mL/m²/day (5 to 12.4 g/m²/day). For patients with some residual enzyme activity who are not adequately controlled with protein restriction, the recommended starting dosage is 4.5 mL/m²/day.

In determining the starting dosage of glycerol phenylbutyrate oral liquid in treatment-naïve patients, consider the patient's residual urea synthetic capacity, dietary protein requirements, and diet adherence. Dietary protein is approximately 16% nitrogen by weight. Given that approximately 47% of dietary nitrogen is excreted as waste and approximately 70% of an administered PBA dose will be converted to urinary phenylacetylglutamine (U-PAGN), an initial estimated glycerol phenylbutyrate oral liquid dose for a 24-hour period is 0.6 mL glycerol phenylbutyrate oral liquid per gram of dietary protein ingested per 24-hour period. The total daily dosage should not exceed 17.5 mL.

2.4 Dosage Adjustment and Monitoring

During treatment with glycerol phenylbutyrate oral liquid, patients should be followed clinically and with plasma ammonia levels to determine the need for dosage titration. Closely monitor plasma ammonia levels during treatment with glycerol phenylbutyrate oral liquid and when changing the dosage of glycerol phenylbutyrate oral liquid.

The methods used for measuring plasma ammonia levels vary among individual laboratories and values obtained using different assay methods may not be interchangeable. Normal ranges and therapeutic target levels for plasma ammonia depend upon the assay method used by the individual laboratory. During treatment with

glycerol phenylbutyrate oral liquid, refer to the assay-specific normal ranges and to the therapeutic target ranges for plasma ammonia.

Normal Plasma Ammonia

In patients treated with glycerol phenylbutyrate oral liquid who experience neurologic symptoms (e.g. nausea, vomiting, headache, somnolence or confusion) in the absence of high plasma ammonia or other intercurrent illness to explain these symptoms, consider reducing the glycerol phenylbutyrate oral liquid dosage and clinically monitor patients for potential neurotoxicity from high phenylacetate (PAA) concentrations. If available, obtain measurements of plasma PAA concentrations and plasma phenylacetylglutamine (PAGN) to calculate the ratio of plasma PAA to PAGN which may help to guide glycerol phenylbutyrate oral liquid dosing. The PAA to PAGN ratio has generally been less than 1 in patients with UCIDs who did not have significant plasma PAA accumulation. In general, a high PAA to PAGN ratio may indicate a slower or less efficient conjugation reaction to form PAGN, which may lead to increases in PAA without further conversion to PAGN [see *Warnings and Precautions (5.1)*, *Clinical Pharmacology (12.3)*].

Elevated Plasma Ammonia

In patients 6 years and older, when plasma ammonia is elevated, increase the glycerol phenylbutyrate oral liquid dosage to maintain fasting plasma ammonia to less than half the upper limit of normal (ULN). In infants and pediatric patients below 6 years of age, if obtaining fasting ammonia is problematic due to frequent feedings, adjust the glycerol phenylbutyrate oral liquid dosage to keep the first ammonia of the morning below the ULN for age. If available, the ratio of PAA to PAGN in the same plasma sample may provide additional information to assist in dosage adjustment decisions [see *Use in Specific Populations (8.7)*, *Clinical Pharmacology (12.3)*].

Dietary Protein Intake

If available, urinary phenylacetylglutamine (U-PAGN) measurements may be used to help guide glycerol phenylbutyrate oral liquid dosage adjustment. Each gram of U-PAGN excreted over 24 hours covers waste nitrogen generated from 1.4 grams of dietary protein. If U-PAGN excretion is insufficient to cover daily dietary protein intake and the fasting ammonia is greater than half the ULN, the glycerol phenylbutyrate oral liquid dosage should be increased. The amount of dosage adjustment should factor in the amount of dietary protein that has not been covered, as indicated by the 24-hour U-PAGN output, and the estimated glycerol phenylbutyrate oral liquid dose needed per gram of dietary protein ingested and the maximum total daily dosage (i.e., 17.5 mL).

Consider a patient's use of concomitant medications, such as probenecid, when making dosage adjustment decisions based on U-PAGN. Probenecid may result in a decrease of the urinary excretion of PAGN [see *Drug Interactions (7.2)*].

2.5 Dosage Modifications in Patients with Hepatic Impairment

For patients with moderate to severe hepatic impairment, the recommended starting dosage is at the lower end of the recommended dosing range (4.5 mL/m²/day) and the dosage should be kept at the lowest necessary to control the patient's plasma ammonia [see *Use in Specific Populations (8.7)*].

2.6 Preparation for Nasogastric Tube or Gastrostomy Tube Administration

It is recommended that all patients who can swallow take glycerol phenylbutyrate oral liquid orally, even those with nasogastric and/or gastrostomy tubes. For patients who cannot swallow, a nasogastric tube or gastrostomy tube may be used to administer glycerol phenylbutyrate oral liquid as follows:

- Utilize a new dry oral syringe to withdraw each prescribed dosage of glycerol phenylbutyrate oral liquid from the bottle.
- Place the tip of the syringe into the nasogastric/gastrostomy tube.
- Utilizing the plunger of the syringe, administer glycerol phenylbutyrate oral liquid into the tube.
- Use a separate syringe to flush the nasogastric/gastrostomy tube. Flush once with 10 mL of water or formula and allow the flush to drain.
- If needed, flush a second time with an additional 10 mL of water or formula to clear the tube.

For patients who require a volume of less than 1 mL per dose via nasogastric or gastrostomy tube, the delivered dosage may be less than anticipated due to adherence of glycerol phenylbutyrate oral liquid to the plastic tubing. Therefore, these patients should be closely monitored using ammonia levels following initiation of glycerol phenylbutyrate oral liquid dosing or dosage adjustments.

3 DOSAGE FORMS AND STRENGTHS

Oral liquid: clear, colorless to pale yellow, 1.1 g/mL of glycerol phenylbutyrate (delivers 1.02 g/mL of phenylbutyrate).

4 CONTRAINDICATIONS

Glycerol phenylbutyrate oral liquid is contraindicated in patients with known hypersensitivity to phenylbutyrate. Signs of hypersensitivity include wheezing, dyspnea, coughing, hypotension, flushing, nausea, and rash.

5 WARNINGS AND PRECAUTIONS

5.1 Neurotoxicity

Increased exposure to PAA, the major metabolite of glycerol phenylbutyrate oral liquid, may be associated with neurotoxicity in patients with UCDs. In a study of adult cancer patients, subjects received sodium phenylacetate administered as a 1-hour infusion twice daily at two dose levels of 125 and 150 mg/kg for a 2-week period. Of 18 subjects enrolled, 7 had a history of primary central nervous system tumor. Signs and symptoms of potential PAA neurotoxicity, which were reversible, were reported at plasma PAA concentrations above 500 micrograms/mL and included somnolence, fatigue, lightheadedness, headache, dysgeusia, hypoacusis, disorientation, impaired memory, and exacerbation of preexisting neuropathy. PAA concentrations were not measured when symptoms resolved.

In healthy subjects, after administration of 4 mL and 6 mL glycerol phenylbutyrate oral liquid 3 times daily (13.2 g/day and 19.8 g/day, respectively) for 3 days, a dose-dependent increase in non-serious nervous system adverse reactions were observed. In subjects who had nervous system adverse reactions, plasma PAA concentrations, which were measured on Day 3 per protocol and not always at onset of symptoms, ranged from 8 to 56 micrograms/mL with 4 mL glycerol phenylbutyrate oral liquid 3 times daily and from 31 to 242 micrograms/mL with 6 mL glycerol phenylbutyrate oral liquid 3 times daily.

In clinical trials in patients with UCDs who had been on sodium phenylbutyrate prior to administration of glycerol phenylbutyrate oral liquid, adverse reactions of headache, fatigue, symptoms of peripheral neuropathy, seizures, tremor and/or dizziness were reported. No correlation between plasma PAA concentration and neurologic symptoms was identified but plasma PAA concentrations were generally not consistently measured at the time of neurologic symptom occurrence [see *Clinical Pharmacology* (12.3)].

If symptoms of vomiting, nausea, headache, somnolence or confusion are present in the absence of high ammonia or other intercurrent illness which explains these symptoms, consider the potential for PAA neurotoxicity which may need reduction in the glycerol phenylbutyrate oral liquid dosage [see *Dosage and Administration* (2.4)].

5.2 Pancreatic Insufficiency or Intestinal Malabsorption

Exocrine pancreatic enzymes hydrolyze glycerol phenylbutyrate oral liquid in the small intestine, separating the active moiety, phenylbutyrate, from glycerol. This process allows phenylbutyrate to be absorbed into the circulation. Low or absent pancreatic enzymes or intestinal disease resulting in fat malabsorption may result in reduced or absent digestion of glycerol phenylbutyrate oral liquid and/or absorption of phenylbutyrate and reduced control of plasma ammonia. Monitor ammonia levels closely in patients with pancreatic insufficiency or intestinal malabsorption.

6 ADVERSE REACTIONS

The following clinically significant adverse reactions are described elsewhere in the labeling:

- Neurotoxicity [see *Warnings and Precautions* (5.1)]
- Pancreatic insufficiency or Intestinal Malabsorption [see *Warnings and Precautions* (5.2)]

6.1 Clinical Trials Experience

Because clinical trials are conducted under widely varying conditions, adverse reaction rates observed in the clinical trials of a drug cannot be directly compared to rates in the clinical trials of another drug and may not reflect the rates observed in clinical practice.

Assessment of adverse reactions was based on exposure of 45 adult patients (31

female and 14 male) with UCD subtype deficiencies of ornithine transcarbamylase (OTC, n=40), carbamoyl phosphate synthetase (CPS, n=2), and argininosuccinate synthetase (ASS, n=1) in a randomized, double-blind, active-controlled (glycerol phenylbutyrate oral liquid vs sodium phenylbutyrate), crossover, 4-week study (Study 1) that enrolled patients 18 years of age and older [see *Clinical Studies (14.1)*]. One of the 45 patients received only sodium phenylbutyrate prior to withdrawing on day 1 of the study due to an adverse reaction.

The most common adverse reactions (occurring in at least 10% of patients) reported during short-term treatment with glycerol phenylbutyrate oral liquid were diarrhea, flatulence, and headache. Table 1 summarizes adverse reactions occurring in 2 or more patients treated with glycerol phenylbutyrate oral liquid or sodium phenylbutyrate (incidence of at least 4% in either treatment arm).

Table 1: Adverse Reactions Reported in 2 or More Adult Patients with UCDs (at least 4% in Either Treatment Arm) in Study 1

	Number (%) of Patients in Study 1	
	Sodium Phenylbutyrate (N = 45)	Glycerol Phenylbutyrate Oral Liquid (N = 44)
Diarrhea	3 (7)	7 (16)
Headache	4 (9)	6 (14)
Flatulence	1 (2)	6 (14)
Abdominal pain	2 (4)	3 (7)
Vomiting	2 (4)	3 (7)
Decreased appetite	2 (4)	3 (7)
Fatigue	1 (2)	3 (7)
Dyspepsia	3 (7)	2 (5)
Nausea	3 (7)	1 (2)
Dizziness	4 (9)	0
Abdominal discomfort	3 (7)	0

Other Adverse Reactions

Glycerol phenylbutyrate oral liquid has been evaluated in 77 patients with UCDs (51 adult and 26 pediatric patients ages 2 years to 17 years) in 2 open-label long-term studies, in which 69 patients completed 12 months of treatment with glycerol phenylbutyrate oral liquid (median exposure=51 weeks). During these studies there were no deaths.

Adverse reactions reported in at least 10% of adult patients were nausea, vomiting, diarrhea, decreased appetite, dizziness, headache, and fatigue.

Adverse reactions reported in at least 10% of pediatric patients ages 2 years to 17 years were upper abdominal pain, rash, nausea, vomiting, diarrhea, decreased appetite, and headache.

Glycerol phenylbutyrate oral liquid has been evaluated in 17 patients with UCDs ages 2 months to less than 2 years in 3 open-label studies. The median exposure was 6 months (range 0.2 to 20 months).

Adverse reactions reported in at least 10% of pediatric patients aged 2 months to less than 2 years were neutropenia, vomiting, constipation, diarrhea, pyrexia, hypophagia, cough, nasal congestion, rhinorrhea, rash, and papule.

Glycerol phenylbutyrate oral liquid has been evaluated in 16 patients with UCDs less than 2 months of age (age range 0.1 to 2 months, median age 0.5 months) in a single, open-label study. The median exposure was 10 months (range 2 to 20 months). Adverse reactions reported in at least 10% of pediatric patients aged less than 2 months were vomiting, rash, gastroesophageal reflux, increased hepatic enzymes, feeding disorder (decreased appetite, hypophagia), anemia, cough, dehydration, metabolic acidosis, thrombocytosis, thrombocytopenia, neutropenia, lymphocytosis, diarrhea, flatulence, constipation, pyrexia, lethargy, and irritability/agitation.

6.2 Postmarketing Experience

The following adverse reactions have been identified during post-approval use of glycerol phenylbutyrate oral liquid. Because these reactions are reported voluntarily from a population of uncertain size, it is not always possible to reliably estimate their frequency or establish a causal relationship to drug exposure:

- Abnormal body odor, including from skin, hair and urine
- Retching and gagging
- Dysgeusia or burning sensation in mouth

7 DRUG INTERACTIONS

7.1 Potential for Other Drugs to Affect Ammonia

Corticosteroids

Use of corticosteroids may cause the breakdown of body protein and increase plasma ammonia levels. Monitor ammonia levels closely when corticosteroids and glycerol phenylbutyrate oral liquid are used concomitantly.

Valproic Acid and Haloperidol

Hyperammonemia may be induced by haloperidol and by valproic acid. Monitor ammonia levels closely when use of valproic acid or haloperidol is necessary in patients with UCDS.

7.2 Potential for Other Drugs to Affect Glycerol Phenylbutyrate Oral Liquid

Probenecid

Probenecid may inhibit the renal excretion of metabolites of glycerol phenylbutyrate oral liquid including PAGN and PAA.

7.3 Potential for Glycerol Phenylbutyrate Oral Liquid to Affect Other Drugs

Drugs with narrow therapeutic index that are substrates of CYP3A4

Glycerol phenylbutyrate oral liquid is a weak inducer of CYP3A4 in humans. Concomitant use of glycerol phenylbutyrate oral liquid may decrease the systemic exposure to drugs that are substrates of CYP3A4. Monitor for decreased efficacy of drugs with narrow therapeutic index (e.g., alfentanil, quinidine, cyclosporine) [see *Clinical Pharmacology* (12.3)].

Midazolam

Concomitant use of glycerol phenylbutyrate oral liquid decreased the systemic exposure of midazolam. Monitor for suboptimal effect of midazolam in patients who are being treated with glycerol phenylbutyrate oral liquid.

8 USE IN SPECIFIC POPULATIONS

8.1 Pregnancy

Risk Summary

Limited available data with glycerol phenylbutyrate oral liquid use in pregnant women are insufficient to inform a drug-associated risk of major birth defects and miscarriage. In an animal reproduction study, administration of oral glycerol phenylbutyrate to pregnant rabbits during organogenesis at doses up to 2.7- times the dose of 6.87 mL/m²/day in adult patients resulted in maternal toxicity, but had no effects on embryo-fetal development. In addition, there were no adverse developmental effects with administration of oral glycerol phenylbutyrate to pregnant rats during organogenesis at 1.9 times the dose of 6.87 mL/m²/day in adult patients; however, maternal toxicity, reduced fetal weights, and variations in skeletal development were observed in pregnant rats administered oral glycerol phenylbutyrate during organogenesis at doses greater than or equal to 5.7 times the dose of 6.87 mL/m²/day in adult patients [see *Data*]. Report pregnancies to Teva at 1-888-838-2872.

The estimated background risk of major birth defects and miscarriage for the indicated population is unknown. All pregnancies have a background risk of birth defect, loss or other adverse outcomes. In the U.S. general population, the estimated background risk of major birth defects and miscarriage in clinically recognized pregnancies is 2 to 4% and 15 to 20%, respectively.

Data

Animal Data

Oral administration of glycerol phenylbutyrate during the period of organogenesis up to 350 mg/kg/day in rabbits produced maternal toxicity, but no effects on embryo-fetal development. The dose of 350 mg/kg/day in rabbits is approximately 2.7 times the dose of 6.87 mL/m²/day in adult patients, based on combined area under the plasma concentration-time curve [AUCs] for PBA and PAA. In rats, at an oral dose of 300 mg/kg/day of glycerol phenylbutyrate (1.9 times the dose of 6.87 mL/m²/day in adult patients, based on combined AUCs for PBA and PAA) during the period of organogenesis, no effects on embryo-fetal development were observed. Doses of 650 mg/kg/day or greater produced maternal toxicity and adverse effects on embryo-fetal development including reduced fetal weights and cervical ribs at the 7th cervical vertebra. The dose of 650 mg/kg/day in rats is approximately 5.7 times the dose of 6.87 mL/m²/day in adult patients, based on combined AUCs for PBA and PAA. No developmental abnormalities, effects on growth, or effects on learning and memory were observed through maturation of offspring following oral administration in pregnant rats with up to 900 mg/kg/day of glycerol phenylbutyrate (8.5 times the dose of 6.87 mL/m²/day in adult patients, based on combined AUCs for PBA and PAA) during organogenesis and lactation.

8.2 Lactation

Risk Summary

There are no data on the presence of glycerol phenylbutyrate oral liquid in human milk, the effects on the breastfed infant, or the effects on milk production. Because of the potential for serious adverse reactions, including neurotoxicity and tumorigenicity in a breastfed infant, advise patients that breastfeeding is not recommended during treatment with glycerol phenylbutyrate oral liquid.

8.4 Pediatric Use

Patients 2 Years to 17 Years of Age

The safety and effectiveness of glycerol phenylbutyrate oral liquid in patients 2 years to less than 18 years of age have been established in 3 clinical studies: 2 open-label, fixed-sequence, switchover clinical studies from sodium phenylbutyrate to glycerol phenylbutyrate oral liquid, and 1 long-term, open label safety study [see *Adverse Reactions* (6.1), *Clinical Studies* (14.2)].

Patients Less Than 2 Years of Age

The safety and effectiveness of glycerol phenylbutyrate oral liquid in patients with UCDs less than 2 years of age have been established in 3 open-label studies. Pharmacokinetics and pharmacodynamics (plasma ammonia), and safety were studied in 17 patients aged 2 months to less than 2 years of age and in 16 patients less than 2 months of age [see *Adverse Reactions* (6.1), *Clinical Studies* (14.3)].

Juvenile Animal Toxicity Data

In a juvenile rat study with daily oral dosing performed on postpartum day 2 through mating and pregnancy after maturation, terminal body weight was dose-dependently reduced by up to 16% in males and 12% in females at 900 mg/kg/day or higher (3 times the dose of 6.87 mL/m²/day in adult patients, based on combined AUCs for PBA and PAA). Learning, memory, and motor activity endpoints were not affected. However, fertility (number of pregnant rats) was decreased by up to 25% at 650 mg/kg/day or higher (2.6 times the dose of 6.87 mL/m²/day in adult patients, based on combined AUCs for PBA and PAA).

8.5 Geriatric Use

Clinical studies of glycerol phenylbutyrate oral liquid did not include sufficient numbers of subjects 65 years of age and older to determine whether they respond differently than younger subjects. Other reported clinical experience has not identified differences in responses between the elderly and younger patients. In general, dose selection for an elderly patient should be cautious, usually starting at the low end of the dosing range, reflecting the greater frequency of decreased hepatic, renal, or cardiac function, and of concomitant disease or other drug therapy.

8.6 Renal Impairment

The efficacy and safety of glycerol phenylbutyrate oral liquid in patients with renal impairment are unknown. Monitor ammonia levels closely when starting patients with impaired renal function on glycerol phenylbutyrate oral liquid.

8.7 Hepatic Impairment

No studies were conducted in patients with UCDs and hepatic impairment. Because

conversion of PAA to PAGN occurs in the liver, patients with hepatic impairment may have reduced conversion capability and higher plasma PAA and PAA to PAGN ratio [see *Clinical Pharmacology* (12.3)]. Therefore, dosage for patients with moderate to severe hepatic impairment should be started at the lower end of the recommended dosing range and should be kept on the lowest dose necessary to control their ammonia levels [see *Dosage and Administration* (2.5)].

10 OVERDOSAGE

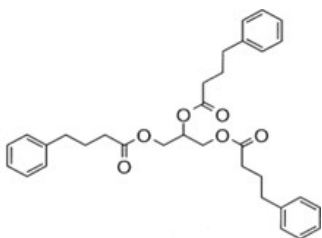
While there is no experience with overdosage in human clinical trials, PAA, a toxic metabolite of glycerol phenylbutyrate oral liquid, can accumulate in patients who receive an overdose [see *Warnings and Precautions* (5.1)].

If over-exposure occurs, call your Poison Control Center at 1-800-222-1222 for current information on the management of poisoning or overdosage.

11 DESCRIPTION

Glycerol phenylbutyrate oral liquid is a clear, colorless to pale yellow oral liquid. It is insoluble in water and most organic solvents, and it is soluble in dimethylsulfoxide (DMSO) and greater than 65% acetonitrile.

Glycerol phenylbutyrate is a nitrogen-binding agent. It is a triglyceride containing 3 molecules of PBA linked to a glycerol backbone, the chemical name of which is benzenebutanoic acid, 1', 1''-(1,2,3-propanetriyl) ester with a molecular weight of 530.65. It has a molecular formula of $C_{33}H_{38}O_6$. The structural formula is:



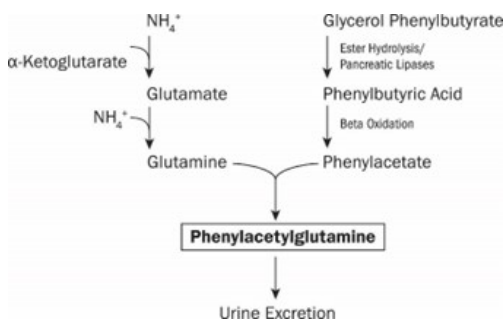
12 CLINICAL PHARMACOLOGY

12.1 Mechanism of Action

UCDs are inherited deficiencies of enzymes or transporters necessary for the synthesis of urea from ammonia (NH_3 , NH_4^+). Absence of these enzymes or transporters results in the accumulation of toxic levels of ammonia in the blood and brain of affected patients.

Glycerol phenylbutyrate oral liquid is a triglyceride containing 3 molecules of PBA. PAA, the major metabolite of PBA, is the active moiety of glycerol phenylbutyrate oral liquid. PAA conjugates with glutamine (which contains 2 molecules of nitrogen) via acetylation in the liver and kidneys to form PAGN, which is excreted by the kidneys (Figure 1). On a molar basis, PAGN, like urea, contains 2 moles of nitrogen and provides an alternate vehicle for waste nitrogen excretion.

Figure 1: Glycerol Phenylbutyrate Oral Liquid Mechanism of Action



12.2 Pharmacodynamics

Pharmacological Effects

In clinical studies, total 24-hour area under the plasma concentration-time curve (AUC) of ammonia levels was comparable at steady state during the switchover period between glycerol phenylbutyrate oral liquid and sodium phenylbutyrate [see *Clinical Studies (14)*].

Cardiac Electrophysiology

The effect of multiple doses of glycerol phenylbutyrate oral liquid 13.2 g/day and 19.8 g/day (approximately 69% and 104% of the maximum recommended daily dosage) on QTc interval was evaluated in a randomized, placebo- and active-controlled (moxifloxacin 400 mg), four-treatment-arm, crossover study in 57 healthy subjects. The upper bound of the one-sided 95% CI for the largest placebo-adjusted, baseline-corrected QTc, based on individual correction method (QTci) for glycerol phenylbutyrate oral liquid, was below 10 ms.

12.3 Pharmacokinetics

Absorption

Glycerol phenylbutyrate oral liquid is a pro-drug of PBA. Upon oral ingestion, PBA is released from the glycerol backbone in the gastrointestinal tract by lipases. PBA derived from glycerol phenylbutyrate oral liquid is further converted by β -oxidation to PAA.

In healthy, fasting adult subjects receiving a single oral dose of 2.9 mL/m² of glycerol phenylbutyrate oral liquid, peak plasma levels of PBA, PAA, and PAGN occurred at 2 hours, 4 hours, and 4 hours, respectively. Upon single-dose administration of glycerol phenylbutyrate oral liquid, plasma concentrations of PBA were quantifiable in 15 of 22 participants at the first sample time postdose (0.25 hours).

Mean maximum concentration (C_{max}) for PBA, PAA, and PAGN was 37.0 micrograms/mL, 14.9 micrograms/mL, and 30.2 micrograms/mL, respectively. In healthy subjects, intact glycerol phenylbutyrate was detected in plasma. While the study was inconclusive, the incomplete hydrolysis of glycerol phenylbutyrate cannot be ruled out.

In healthy subjects, the systemic exposure to PAA, PBA, and PAGN increased in a dose-dependent manner. Following 4 mL of glycerol phenylbutyrate oral liquid 3 times a day for 3 days, the mean C_{max} and AUC were 66 micrograms/mL and 930 micrograms•h/mL for PBA and 28 micrograms/mL and 942 micrograms•h/mL for PAA, respectively. In the same study, following 6 mL of glycerol phenylbutyrate oral liquid three times a day for 3 days, mean C_{max} and AUC were 100 micrograms/mL and 1400 micrograms•h/mL for PBA and 65 μ g/mL and 2064 micrograms•h/mL for PAA, respectively.

In adult patients with UCDS receiving multiple doses of glycerol phenylbutyrate oral liquid, maximum plasma concentrations at steady state (C_{max,ss}) of PBA, PAA, and PAGN occurred at 8 hours, 12 hours, and 10 hours, respectively, after the first dose in the day. Intact glycerol phenylbutyrate was not detectable in plasma in patients with UCDS.

In clinical studies of glycerol phenylbutyrate oral liquid in patients with UCDS, the peak observed PAA concentrations by age group are shown in Table 2.

Table 2: Peak PAA Concentrations in Patients with UCDS Treated with Glycerol Phenylbutyrate Oral Liquid in Clinical Trials

Age Range	Glycerol Phenylbutyrate Oral Liquid Dose	Mean Peak PAA Concentration* (SD)	Median Peak PAA Concentration* (Range)
Less than 2 months (n=16)	3.1 to 12.7 mL/m ² /day (3.4 to 14 g/m ² /day)	257 (162)	205 (96 to 707)
2 months to less than 2 years (n=17)	3.3 to 12.3 mL/m ² /day (3.7 to 13.5 g/m ² /day)	142 (299)	35 (1 to 1215)
2 years to 17 years (n=53)	1.4 to 13.7 mL/m ² /day (1.5 to 15.1 g/m ² /day)	70 (79)	50 (1 to 410)
Adults	0.6 to 14 mL/m ² /day (0.7 to 16.3 g/m ² /day)		

Adults (n=43)	11.1/11.1/day (0.1 to 15.4 g/m ² /day)	39 (40)	25 (1.6 to 178)
*micrograms/mL			

Distribution

In vitro, the extent of plasma protein binding for ¹⁴C-labeled metabolites was 81% to 98% for PBA (over 1 to 250 micrograms/mL), and 37% to 66% for PAA (over 5 to 500 micrograms/mL). The protein binding for PAGN was 7% to 12% and no concentration effects were noted.

Elimination

Metabolism

Upon oral administration, pancreatic lipases hydrolyze glycerol phenylbutyrate oral liquid (i.e., glycerol phenylbutyrate), and release PBA. PBA undergoes β -oxidation to PAA, which is conjugated with glutamine in the liver and in the kidney through the enzyme phenylacetyl-CoA: L- glutamine-N-acetyltransferase to form PAGN. PAGN is subsequently eliminated in the urine.

Saturation of conjugation of PAA and glutamine to form PAGN was suggested by increases in the ratio of plasma PAA to PAGN with increasing dose and with increasing severity of hepatic impairment.

In healthy subjects, after administration of 4 mL, 6 mL, and 9 mL 3 times daily for 3 days, the ratio of mean AUC_{0-23h} of PAA to PAGN was 1, 1.25, and 1.6, respectively. In a separate study, in patients with hepatic impairment (Child-Pugh B and C), the ratios of mean C_{max} values for PAA to PAGN among all patients dosed with 6 mL and 9 mL twice daily were 3 and 3.7.

In *in vitro* studies, the specific activity of lipases for glycerol phenylbutyrate was in the following decreasing order: pancreatic triglyceride lipase, carboxyl ester lipase, and pancreatic lipase-related protein 2. Further, glycerol phenylbutyrate was hydrolyzed *in vitro* by esterases in human plasma. In these *in vitro* studies, a complete disappearance of glycerol phenylbutyrate did not produce molar equivalent PBA, suggesting the formation of mono- or bis-ester metabolites. However, the formation of mono- or bis-esters was not studied in humans.

Excretion

The mean (SD) percentage of administered PBA excreted as PAGN was approximately 69% (17) in adults and 66% (24) in pediatric patients with UCDs at steady state. PAA and PBA represented minor urinary metabolites, each accounting for less than 1% of the administered dose of PBA.

Specific Populations

Age: Pediatric Population

Population pharmacokinetic modeling and dosing simulations suggest body surface area to be the most significant covariate explaining the variability of PAA clearance. PAA clearance was 10.9 L/h, 16.4 L/h, and 24.4 L/h, respectively, for patients ages 3 to 5, 6 to 11, and 12 to 17 years with UCDs.

In pediatric patients with UCDs (n = 14) ages 2 months to less than 2 years, PAA clearance was 6.8 L/h.

In pediatric patients with UCDs (n = 16) ages less than 2 months, PAA clearance was 3.8 L/h. The mean peak ratio of PAA to PAGN in UCD patients aged birth to less than 2 months was higher (mean: 1.6; range 0.1 to 7.1) than that of UCD patients aged 2 months to less than 2 years (mean 0.5; range 0.1 to 1.2).

Sex

In healthy adult subjects, a gender effect was found for all metabolites, with women generally having higher plasma concentrations of all metabolites than men at a given dose level. In healthy female subjects, mean C_{max} for PAA was 51 and 120% higher than in male volunteers after administration of 4 mL and 6 mL 3 times daily for 3 days, respectively. The dose normalized mean AUC_{0-23h} for PAA was 108% higher in females than in males.

Renal Impairment

The pharmacokinetics of glycerol phenylbutyrate oral liquid in patients with impaired renal function, including those with end-stage renal disease (ESRD) or those on hemodialysis, have not been studied [see Use in Specific Populations (8.6)].

Hepatic Impairment

The effects of hepatic impairment on the pharmacokinetics of glycerol phenylbutyrate oral liquid were studied in patients with mild, moderate and severe hepatic impairment of (Child-Pugh class A, B, and C, respectively) receiving 100 mg/kg of glycerol phenylbutyrate oral liquid twice daily for 7 days.

Plasma glycerol phenylbutyrate was not measured in patients with hepatic impairment.

After multiple doses of glycerol phenylbutyrate oral liquid in patients with hepatic impairment of Child-Pugh A, B, and C, geometric mean AUC_t of PBA was 42%, 84%, and 50% higher, respectively, while geometric mean AUC_t of PAA was 22%, 53%, and 94% higher, respectively, than in healthy subjects.

In patients with hepatic impairment of Child-Pugh A, B, and C, geometric mean AUC_t of PAGN was 42%, 27%, and 22% lower, respectively, than that in healthy subjects.

The proportion of PBA excreted as PAGN in the urine in Child-Pugh A, B, and C was 80%, 58%, and 85%, respectively, and, in healthy volunteers, was 67%.

In another study in patients with moderate and severe hepatic impairment (Child-Pugh B and C), mean C_{max} of PAA was 144 micrograms/mL (range: 14 to 358 micrograms/mL) after daily dosing of 6 mL of glycerol phenylbutyrate oral liquid twice daily, while mean C_{max} of PAA was 292 micrograms/mL (range: 57 to 655 micrograms/mL) after daily dosing of 9 mL of glycerol phenylbutyrate oral liquid twice daily. The ratio of mean C_{max} values for PAA to PAGN among all patients dosed with 6 mL and 9 mL twice daily were 3 and 3.7, respectively.

After multiple doses, a PAA concentration greater than 200 micrograms/mL was associated with a ratio of plasma PAA to PAGN concentrations higher than 2.5 [see *Dosage and Administration (2.5)*].

Drug Interaction Studies

In vitro PBA or PAA did not induce CYP1A2, suggesting that *in vivo* drug interactions via induction of CYP1A2 is unlikely.

In *in vitro* studies, PBA at a concentration of 800 micrograms/mL caused greater than 60% reversible inhibition of cytochrome P450 isoenzymes CYP2C9, CYP2D6, and CYP3A4/5 (testosterone 6β-hydroxylase activity). The *in vitro* study suggested that *in vivo* drug interactions with substrates of CYP2D6 cannot be ruled out. The inhibition of CYP isoenzymes 1A2, 2C8, 2C19, and 2D6 by PAA at the concentration of 2.8 mg/mL was observed *in vitro*. Clinical implication of these results is unknown.

Effects of glycerol phenylbutyrate oral liquid on other drugs

Midazolam

In healthy subjects, when oral midazolam was administered after multiple doses of glycerol phenylbutyrate oral liquid (4 mL three times a day for 3 days) under fed conditions, the mean C_{max} and AUC for midazolam were 25% and 32% lower, respectively, compared to administration of midazolam alone. In addition, the mean C_{max} and AUC for 1-hydroxy midazolam were 28% and 58% higher, respectively, compared to administration of midazolam alone [see *Drug Interactions (7.3)*].

Celecoxib

Concomitant administration of glycerol phenylbutyrate oral liquid did not significantly affect the pharmacokinetics of celecoxib, a substrate of CYP2C9. When 200 mg of celecoxib was orally administered with glycerol phenylbutyrate oral liquid after multiple doses of glycerol phenylbutyrate oral liquid (4 mL three times a day for 6 days) under fed conditions (a standard breakfast was consumed 5 minutes after celecoxib administration), the mean C_{max} and AUC for celecoxib were 13% and 8% lower than after administration of celecoxib alone.

13 NONCLINICAL TOXICOLOGY

13.1 Carcinogenesis, Mutagenesis, Impairment of Fertility

Carcinogenesis

In a 2-year study in Sprague-Dawley rats, glycerol phenylbutyrate caused a statistically significant increase in the incidence of pancreatic acinar cell adenoma, carcinoma, and combined adenoma or carcinoma at a dose of 650 mg/kg/day in males (4.7 times the dose of 6.9 mL/m²/day in adult patients, based on combined AUCs for PBA and PAA)

and 900 mg/kg/day in females (8.4 times the dose of 6.9 mL/m²/day in adult patients, based on combined AUCs for PBA and PAA). The incidence of the following tumors was also increased in female rats at a dose of 900 mg/kg/day: thyroid follicular cell adenoma, carcinoma and combined adenoma or carcinoma, adrenal cortical combined adenoma or carcinoma, uterine endometrial stromal polyp, and combined polyp or sarcoma. The dose of 650 mg/kg/day in male rats is 3 times the dose of 7.5 mL/m²/day in pediatric patients, based on combined AUCs for PBA and PAA. The dose of 900 mg/kg/day in female rats is 5.5 times the dose of 7.5 mL/m²/day in pediatric patients, based on combined AUCs for PBA and PAA. In a 26-week study in transgenic (Tg.rasH2) mice, glycerol phenylbutyrate was not tumorigenic at doses up to 1000 mg/kg/day.

Mutagenesis

Glycerol phenylbutyrate was not genotoxic in the Ames test, the *in vitro* chromosomal aberration test in human peripheral blood lymphocytes, or the *in vivo* rat micronucleus test. The metabolites PBA, PAA, PAGN, and phenylacetylglucine were not genotoxic in the Ames test or *in vitro* chromosome aberration test in Chinese hamster ovary cells.

Impairment of Fertility

Glycerol phenylbutyrate had no effect on fertility or reproductive function in male and female rats at oral doses up to 900 mg/kg/day. At doses of 1200 mg/kg/day (approximately 7 times the dose of 6.9 mL/m²/day in adult patients, based on combined AUCs for PBA and PAA), maternal toxicity was observed and the number of nonviable embryos was increased.

14 CLINICAL STUDIES

14.1 Clinical Studies in Adult Patients with UCDs

Active-Controlled, 4-Week, Noninferiority Study (Study 1)

A randomized, double-blind, active-controlled, crossover, noninferiority study (Study 1) compared glycerol phenylbutyrate oral liquid to sodium phenylbutyrate by evaluating ammonia levels in patients with UCDs who had been on sodium phenylbutyrate prior to enrollment for control of their UCD. Patients were required to have a confirmed diagnosis of UCD involving deficiencies of CPS, OTC, or ASS, confirmed via enzymatic, biochemical, or genetic testing. Patients had to have no clinical evidence of hyperammonemia at enrollment and were not allowed to receive drugs known to increase ammonia levels (e.g., valproate), increase protein catabolism (e.g., corticosteroids), or significantly affect renal clearance (e.g., probenecid).

The primary endpoint was the 24-hour AUC (a measure of exposure to ammonia over 24 hours) for venous ammonia on days 14 and 28 when the drugs were expected to be at steady state. Statistical noninferiority would be established if the upper limit of the 2-sided 95% CI for the ratio of the geometric means (glycerol phenylbutyrate oral liquid/sodium phenylbutyrate) for the endpoint was 1.25 or less.

Forty-five patients were randomized 1:1 to 1 of 2 treatment arms to receive either

- Sodium phenylbutyrate for 2 weeks → glycerol phenylbutyrate oral liquid for 2 weeks;
- or
- Glycerol phenylbutyrate oral liquid for 2 weeks → sodium phenylbutyrate for 2 weeks.

Sodium phenylbutyrate or glycerol phenylbutyrate oral liquid were administered three times daily with meals. The dose of glycerol phenylbutyrate oral liquid was calculated to deliver the same amount of PBA as the sodium phenylbutyrate dose the patients were taking when they entered the study. Forty-four patients received at least 1 dose of glycerol phenylbutyrate oral liquid in the study.

Patients adhered to a low-protein diet and received amino acid supplements throughout the study. After 2 weeks of dosing, by which time patients had reached steady state on each treatment, all patients had 24 hours of ammonia measurements.

Demographic characteristics of the 45 patients enrolled in Study 1 were as follows: mean age at enrollment was 33 years (range: 18 to 75 years); 69% were female; 33% had adult-onset disease; 89% had OTC deficiency; 7% had ASS deficiency; 4% had CPS deficiency.

Glycerol phenylbutyrate oral liquid was non-inferior to sodium phenylbutyrate with respect to the 24-hour AUC for ammonia. Forty-four patients were evaluated in this analysis. Mean 24-hour AUCs for ammonia during steady-state dosing were 866 micromol•h/L and 977 micromol•h/L with glycerol phenylbutyrate oral liquid and sodium phenylbutyrate, respectively. The ratio of geometric means was 0.91 [95% CI 0.8, 1.04].

The mean ammonia levels over 24-hours after 2 weeks of dosing (on day 14 and 28) in

the double-blind short-term study (Study 1) are displayed in Figure 2 below. The mean and median maximum ammonia levels (C_{max}) over 24 hours and 24-hour AUC for ammonia are summarized in Table 3. Ammonia values across different laboratories were normalized to a common normal range of 9 to 35 micromol/L using the following formula after standardization of the units to micromol/L:

Normalized ammonia (micromol/L) = ammonia readout in micromol/L x (35/ULN of a laboratory reference range specified for each assay)

Figure 2: Ammonia Levels in Adult Patients with UCDs in Short-Term Treatment Study 1

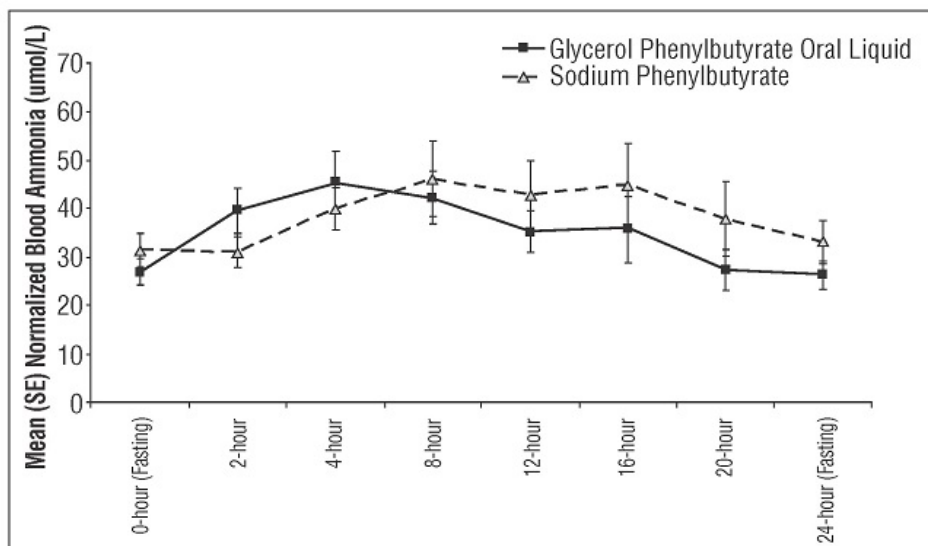


Table 3: Ammonia Levels in Adult Patients with UCDs in Short-Term Treatment Study 1

Timepoint	Ammonia (n=44)	
	Mean (SD)	Median (min, max)
Daily C_{max} (micromol/L)		
Glycerol phenylbutyrate oral liquid	61 (46)	51 (12, 245)
Sodium phenylbutyrate	71 (67)	46 (14, 303)
24-Hour AUC (micromol•h/L)		
Glycerol phenylbutyrate oral liquid	866 (661)	673 (206, 3351)
Sodium phenylbutyrate	977 (865)	653 (302, 4666)

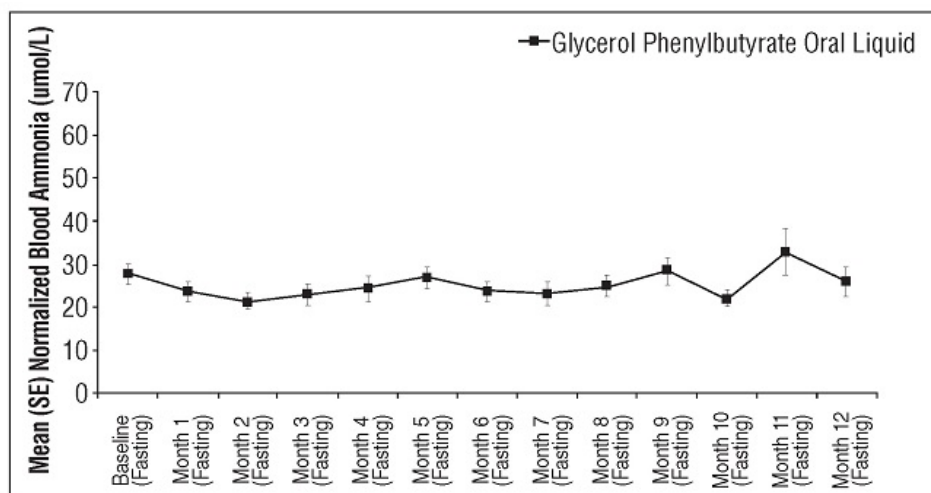
Open-Label, Uncontrolled, Extension Study in Adults

A long-term (12-month), uncontrolled, open-label study (Study 2) was conducted to assess monthly ammonia control and hyperammonemic crisis over a 12-month period. A total of 51 adults were in the study and all but 6 had been converted from sodium phenylbutyrate to glycerol phenylbutyrate oral liquid. Venous ammonia levels were monitored monthly. Mean fasting ammonia values in adults in Study 2 were within normal limits during long-term treatment with glycerol phenylbutyrate oral liquid (range: 6 to 30 micromol/L). Of 51 adult patients participating in the 12-month, open-label treatment with glycerol phenylbutyrate oral liquid, 7 patients (14%) reported a total of 10 hyperammonemic crises.

The fasting ammonia measured during Study 2 is displayed in Figure 3. Ammonia values across different laboratories were normalized to a common normal range of 9 to 35

micromol/L.

Figure 3: Ammonia Levels in Adult Patients with UCDs in Long-Term Treatment Study 2



Open-Label, Long-Term Study in Adults

An open-label long-term, study (Study 5) was conducted to assess ammonia control in adult patients with UCDs. The study enrolled patients with UCDs who had completed the safety extensions of Study 1, Study 3 or Study 4 (Study 2, 3E and 4E, respectively). A total of 43 adult patients between the ages of 19 and 61 years were in the study. The median length of study participation was 1.9 years (range 0 to 4.5 years). Venous ammonia levels were monitored at a minimum of every 6 months. Mean fasting ammonia values in adult patients in Study 5 were within normal limits during long-term (24 months) treatment with glycerol phenylbutyrate oral liquid (range: 24.2 to 31.4 micromol/L). Of the 43 adult patients participating in the open-label treatment with glycerol phenylbutyrate oral liquid, 9 patients (21%) reported a total of 21 hyperammonemic crises.

Ammonia values across different laboratories were normalized to a common normal range of 10 to 35 micromol/L.

14.2 Clinical Studies in Pediatric Patients 2 Years to 17 Years of Age with UCDs

The efficacy of glycerol phenylbutyrate oral liquid in pediatric patients 2 years to 17 years of age with UCDs was evaluated in 2 fixed-sequence, open-label, sodium phenylbutyrate to glycerol phenylbutyrate oral liquid switchover studies (Studies 3 and 4). Study 3 was 7 days in duration and Study 4 was 10 days in duration.

These studies compared ammonia levels of patients on glycerol phenylbutyrate oral liquid to ammonia levels of patients on sodium phenylbutyrate in 26 pediatric patients between 2 months and 17 years of age with UCDs. Four patients less than 2 years of age were excluded from this analysis due to insufficient data. The dose of glycerol phenylbutyrate oral liquid was calculated to deliver the same amount of PBA as the dose of sodium phenylbutyrate that patients were taking when they entered the trial.

Sodium phenylbutyrate or glycerol phenylbutyrate oral liquid were administered in divided doses with meals. Patients adhered to a low-protein diet throughout the study. After a dosing period with each treatment, all patients underwent 24 hours of venous ammonia measurements, as well as blood and urine pharmacokinetic assessments.

UCD subtypes included OTC (n=12), ASL (n=8), and ASS deficiency (n=2), and patients received a mean glycerol phenylbutyrate oral liquid dose of 8 mL/m²/day (8.8 g/m²/day), with doses ranging from 1.4 to 13.1 mL/m²/day (1.5 to 14.4 g/m²/day). Doses in these patients were based on previous dosing of sodium phenylbutyrate.

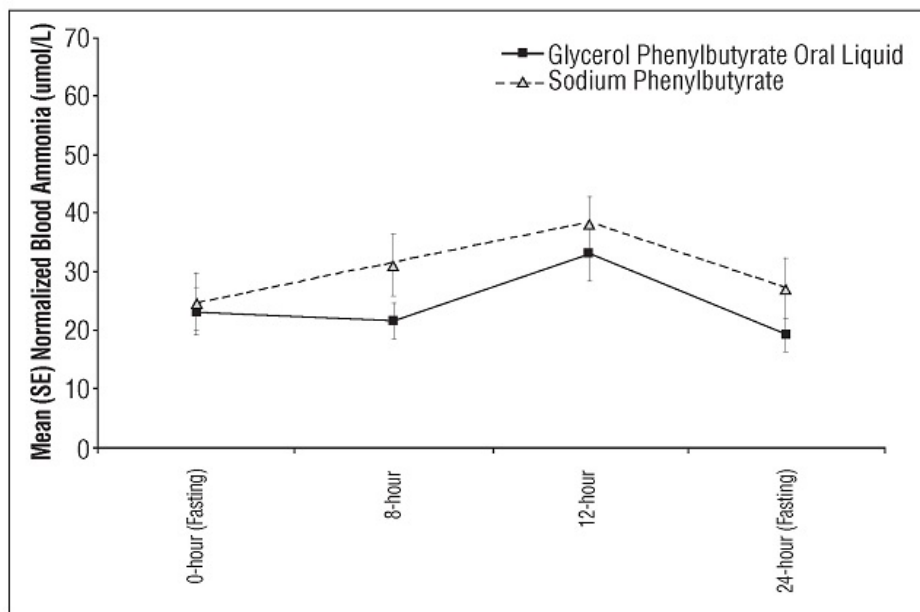
The 24-hour AUCs for ammonia (AUC_{0-24h}) in 11 pediatric patients 6 years to 17 years of age with UCDs (Study 3) and 11 pediatric patients 2 years to 5 years of age with UCDs (Study 4) were similar between treatments. In pediatric patients 6 years to 17 years of age, the ammonia AUC_{0-24h} was 604 micromol•h/L vs 815 micromol•h/L on glycerol phenylbutyrate oral liquid vs sodium phenylbutyrate, respectively. In patients

between 2 years and 5 years of age with UCIDs, the ammonia AUC_{0-24h} was 632 micromol•h/L vs 720 micromol•h/L on glycerol phenylbutyrate oral liquid versus sodium phenylbutyrate, respectively.

The mean ammonia levels over 24 hours in open-label, short-term Studies 3 and 4 at common time points are displayed in Figure 4. Ammonia values across different laboratories were normalized to a common normal range of 9 to 35 micromol/L using the following formula after standardization of the units to micromol/L:

Normalized ammonia (micromol/L) = ammonia readout in micromol/L x (35/ULN of a laboratory reference range specified for each assay)

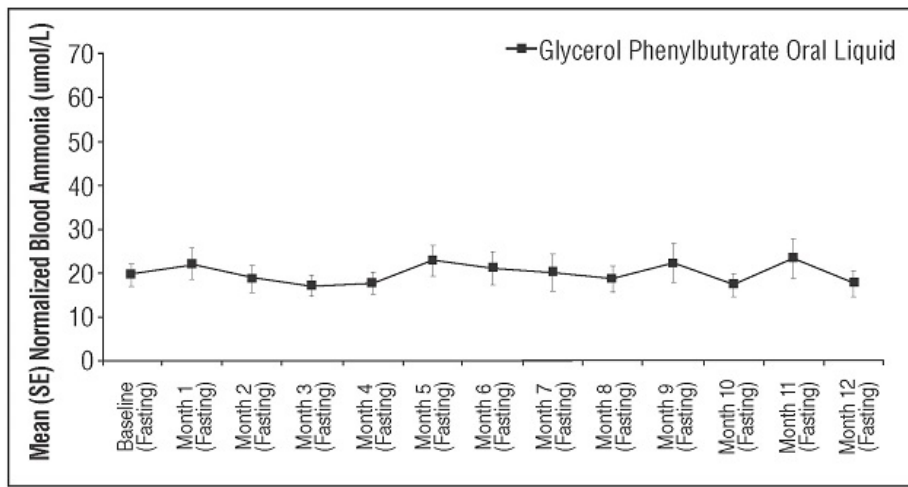
Figure 4: Ammonia Levels in Pediatric Patients 2 Years to 17 Years of Age with UCIDs in Short-Term Treatment Studies 3 and 4



Open-Label, Uncontrolled, Extension Studies in Pediatric Patients 2 Years to 17 Years of Age

Long-term (12-month), uncontrolled, open-label studies were conducted to assess monthly ammonia control and hyperammonemic crises over a 12-month period. In two studies (Study 2, which also enrolled adults, and an extension of Study 3, referred to here as Study 3E), a total of 26 pediatric patients ages 6 years to 17 years were enrolled and all but 1 had been converted from sodium phenylbutyrate to glycerol phenylbutyrate oral liquid. Mean fasting venous ammonia levels were within normal limits (range 17 to 23 micromol/L) during long-term treatment with glycerol phenylbutyrate oral liquid. Of the 26 pediatric patients 6 years to 17 years of age participating in these two trials, 5 patients (19%) reported a total of 5 hyperammonemic crises. The fasting ammonia levels measured during these two extension studies in patients 6 years to 17 years are displayed in Figure 5. Ammonia values across different laboratories were normalized to a common normal range of 9 to 35 micromol/L.

Figure 5: Ammonia Levels in Pediatric Patients 2 Years to 17 Years of Age with UCIDs in Long-Term Treatment Studies 2 and 3E



In an extension of Study 4 (referred to as Study 4E), after a median time on study of 4.5 months (range: 1 to 5.7 months), 2 of 16 pediatric patients ages 2 years to 5 years had experienced three hyperammonemic crises.

Open-Label, Long-Term Study in Pediatric Patients 1 Year to 17 Years of Age

An open-label, long-term study (Study 5) was conducted to assess ammonia levels in pediatric patients with UCD. The study enrolled patients with UCDs who had completed Studies 2, 3E and 4E. A total of 45 pediatric patients ages 1 year to 17 years were included in the study. The median length of treatment was 1.7 years (range 0.2 to 4.6 years). Venous ammonia levels were monitored at a minimum every 6 months. Mean ammonia values in pediatric patients in Study 5 were within normal limits during long-term (24 months) treatment with glycerol phenylbutyrate oral liquid (range: 15.4 to 25.1 micromol/L). Of the 45 pediatric patients participating in the open-label treatment with glycerol phenylbutyrate oral liquid, 11 patients (24%) reported a total of 22 hyperammonemic crises. Ammonia values across different laboratories were normalized to a common normal range of 10 to 35 micromol/L.

14.3 Clinical Studies in Pediatric Patients Less Than 2 Years of Age with UCDs

The efficacy of glycerol phenylbutyrate oral liquid in pediatric patients less than 2 years of age with UCDs was evaluated in uncontrolled, open label studies (Studies 4/4E, 5 [see *Clinical Studies (14.2)*] and 6). A total of 17 pediatric patients with UCDs aged 2 months to less than 2 years participated in Studies 4/4E, 5 and 6. Study 6 enrolled 16 pediatric patients less than 2 months of age.

Uncontrolled, Open-Label Studies in Pediatric Patients Aged 2 Months to Less than 2 Years of Age (Studies 4/4E, 5)

A total of 7 patients with UCDs aged 2 months to less than 2 years participated in Studies 4/4E and 5. In these studies, there were 7, 6, 6, 6 and 3 pediatric patients who completed 1, 6, 9, 12 and 18 months, respectively (mean and median exposure of 15 and 17 months, respectively). Patients were converted from sodium phenylbutyrate to glycerol phenylbutyrate oral liquid. The dosage of glycerol phenylbutyrate oral liquid was calculated to deliver the same amount of PBA as the sodium phenylbutyrate dosage the patients were taking when they entered the study.

Patients received a mean glycerol phenylbutyrate oral liquid dose of 7.5 mL/m²/day (8.2 g/m²/day), with doses ranging from 3.3 to 12.3 mL/m²/day (3.7 to 13.5 g/m²/day). Patients were dosed three times per day (n=3) or four times per day (n=4).

Venous ammonia levels were monitored on days 1, 3, and 10 in Study 4 and at week 1 in Study 4E. Two patients had elevated ammonia values on day 1 of treatment (122 micromol/L and 111 micromol/L respectively) and neither had associated signs and symptoms of hyperammonemia. At day 10/week 1, six of the 7 patients had normal ammonia levels (less than 100 micromol/L) while the remaining patient had an elevated ammonia value on day 10 (168 micromol/L) and was asymptomatic.

During the extension period, venous ammonia levels were monitored monthly. Ammonia values across different laboratories were normalized (transformed) to a common normal pediatric range of 28 to 57 micromol/L for comparability. The mean ammonia levels in pediatric patients at month 1, 3, 6, 9 and 12 were 58, 49, 34, 65, and 31 micromol/L during treatment with glycerol phenylbutyrate oral liquid, respectively.

Three patients reported a total of 3 hyperammonemic crises defined as having signs and symptoms consistent with hyperammonemia (such as frequent vomiting, nausea, headache, lethargy, irritability, combativeness, and/or somnolence) associated with high ammonia levels (greater than 100 micromol/L) and requiring medical intervention. Hyperammonemic crises were precipitated by gastroenteritis, vomiting, infection or no precipitating event (one patient). There were 4 patients who had one ammonia level that exceeded 100 micromol/L which was not associated with a hyperammonemic crisis.

Pediatric Patients Less Than 2 Years of Age (Study 6)

Study 6 was an uncontrolled, open label study in pediatric patients less than 2 years of age. The primary efficacy endpoint was successful transition to glycerol phenylbutyrate oral liquid within a period of 4 days followed by 3 days of observation for a total of 7 days, where successful transition was defined as no signs and symptoms of hyperammonemia and a venous ammonia level less than 100 micromol/L. Ammonia levels were monitored for up to 4 days during transition and on day 7.

Pediatric Patients 2 Months to Less than 2 Years of Age

A total of 10 pediatric patients with UCIDs aged 2 months to less than 2 years participated in Study 6, of which 6 patients converted from sodium phenylbutyrate to glycerol phenylbutyrate oral liquid and 1 patient converted from sodium phenyl butyrate and sodium benzoate. The dosage of glycerol phenylbutyrate oral liquid was calculated to deliver the same amount of PBA as the sodium phenylbutyrate dosage the patients were taking when they entered the trial. Two patients were treatment-naïve and received glycerol phenylbutyrate oral liquid dosage of 7.5 mL/m²/day and 9.4 mL/m²/day, respectively.

One additional patient was gradually discontinued from intravenous sodium benzoate and sodium phenylacetate while glycerol phenylbutyrate oral liquid was initiated. The dosage of glycerol phenylbutyrate oral liquid after transition was 8.5 mL/m²/day.

There were 9, 7, 7, 4, 1 and 4 pediatric patients who completed 1, 3, 6, 12, 18 and 24 months, respectively (mean and median exposure of 9 and 9 months, respectively).

Patients received a mean glycerol phenylbutyrate oral liquid dose of 8 mL/m²/day (8.8 g/m²/day), with doses ranging from 4.8 to 11.5 mL/m²/day (5.3 to 12.6 g/m²/day). Patients were dosed three times a day (n=6), four times a day (n = 2), or five or more times a day (n=2).

Nine patients successfully transitioned as defined by the primary endpoint. One additional patient developed hyperammonemia on day 3 of dosing and experienced surgical complications (bowel perforation and peritonitis) following jejunal tube placement on day 4. This patient developed hyperammonemic crisis on day 6, and subsequently died of sepsis from peritonitis unrelated to drug. Although two patients had day 7 ammonia values of 150 micromol/L and 111 micromol/L respectively, neither had associated signs and symptoms of hyperammonemia.

During the extension phase, venous ammonia levels were monitored monthly. Ammonia values across different laboratories were normalized (transformed) to a common normal pediatric range of 28 to 57 micromol/L for comparability. The mean normalized ammonia levels in pediatric patients at months 1, 2, 3, 4, 5, 6, 9, 12, 15, 18 and 24 were 67, 53, 78, 93, 78, 67, 38, 38, 36, 48 and 53 micromol/L during treatment with glycerol phenylbutyrate oral liquid, respectively. Three patients reported a total of 7 hyperammonemic crises as defined in Study 4/4E and 5. Hyperammonemic crises were precipitated by vomiting, upper respiratory tract infection, gastroenteritis, decreased caloric intake or had no identified precipitating event (3 events). There was one additional patient who had one ammonia level that exceeded 100 micromol/L which was not associated with a hyperammonemic crisis.

Pediatric Patients Less than 2 Months of Age

A total of 16 pediatric patients less than 2 months of age participated in Study 6. Median age at enrollment was 0.5 months (range: 0.1 to 2 months). Eight patients had OTC deficiency, 7 patients had ASS deficiency, and 1 patient had ASL deficiency. Ten of the 16 patients transitioned from sodium phenylbutyrate to glycerol phenylbutyrate oral liquid within 3 days of treatment and their initial dosage of glycerol phenylbutyrate oral liquid was calculated to deliver the same amount of phenylbutyrate as the sodium phenylbutyrate dosage administered prior to glycerol phenylbutyrate oral liquid dosing. Three of the 16 patients were treatment-naïve and started glycerol phenylbutyrate oral liquid at dosages of 9, 9.4, and 9.6 mL/m²/day. The remaining 3 of the 16 patients transitioned from intravenous sodium benzoate and sodium phenylacetate to glycerol phenylbutyrate oral liquid within 3 days of treatment and their initial dosages of glycerol phenylbutyrate oral liquid were 10.4, 10.9, and 10.9 mL/m²/day.

Of the 16 patients, 16, 14, 12, 6, and 3 patients were treated for 1, 3, 6, 12, and 18

months, respectively.

After the initial 7-day transition period, patients received a mean glycerol phenylbutyrate oral liquid dosage of 8 mL/m²/day (8.8 g/m²/day), with doses ranging from 3.1 to 12.7 mL/m²/day (3.4 to 14 g/m²/day). The frequency of dosing varied throughout the study. The majority of patients were dosed three times per day with feeding. No patients discontinued during the 7-day transition phase. Ammonia values across different laboratories were normalized (transformed) to a common normal pediatric range of 28 to 57 micromol/L for comparability.

During the safety extension phase (months 1 to 24), venous ammonia levels were monitored monthly for the first 6 months of treatment and every 3 months thereafter until the patients terminated or completed the study. During the safety extension phase, 1 patient discontinued from the study due to an adverse event (increased hepatic enzymes), 2 patients were withdrawn from the study by their parent/guardian, and 4 patients discontinued from the study early to undergo a liver transplant (protocol-defined discontinuation criterion). The normalized ammonia levels in pediatric patients with available values (which varied by month of treatment) in Study 6 in patients less than 2 months of age are shown in Table 4.

Table 4: Ammonia* Levels in Pediatric Patients Less than 2 Months of Age with UCDS in Study 6

Month	N (patients with available ammonia level)	Normalized Ammonia (micromol/L)**	
		Mean (SD)	Median (Min, Max)
1	15	71 (52)	60 (18, 227)
2	11	58 (40)	50 (16, 168)
3	14	53 (34)	46 (11, 122)
4	11	94 (106)	64 (35, 407)
5	10	52 (18)	57 (27, 86)
6	9	49 (24)	42 (22, 91)
9	8	56 (34)	45 (22, 122)
12	6	35 (17)	36 (11, 60)
15	4	52 (12)	52 (39, 67)
18	3	64 (14)	63 (50, 78)
24	9	63 (29)	72 (23, 106)
*normalized ammonia (micromol/L) = ammonia readout in micromol/L x (35/ULN of a laboratory reference range specified for each assay)			
**normal range: 28 to 57 micromol/L.			

Five patients (all less than 1 month of age) experienced a total of 7 hyperammonemic crises defined as in Study 4/4E and 5. Hyperammonemic crises were precipitated by upper respiratory tract infection (2 events), change in diet (1 event), or had no identified precipitating event (4 events).

16 HOW SUPPLIED/STORAGE AND HANDLING

Glycerol phenylbutyrate oral liquid 1.1 g/mL is supplied in multi-use, 25 mL glass bottles.

The bottles are supplied in the following configuration:

- NDC 0480-3777-58: Single 25 mL bottle per carton

Store at 20° to 25°C (68° to 77°F), excursions permitted to 15° to 30°C (59° to 86°F). Discard bottle 28 days after opening.

17 PATIENT COUNSELING INFORMATION

Advise the patient to read the FDA-approved patient labeling (Medication Guide).

Neurotoxicity [see Warnings and Precautions (5.1)].

- Inform patients/caregivers that adverse reactions of glycerol phenylbutyrate oral liquid are sometimes the same as symptoms of high blood ammonia. Neurological adverse reactions may also be associated with the major metabolite of glycerol phenylbutyrate oral liquid, PAA, and may be reversible. Blood tests for PAA may be done to measure the amount of PAA in the blood. Instruct the patient/caregiver to contact the healthcare provider immediately if the patient experiences: nausea, vomiting, headache, fatigue, somnolence, lightheadedness, confusion, exacerbation of preexisting neuropathy, disorientation, impaired memory, dysgeusia, or hypoacusis.

Pregnancy

Report pregnancies to Teva at 1-888-838-2872 [see Use in Specific Populations (8.1)].

Lactation

Advise patients that breastfeeding is not recommended during treatment with glycerol phenylbutyrate oral liquid [see Use in Specific Populations (8.2)].

Administration

- Instruct patients to take glycerol phenylbutyrate oral liquid with food or formula and to administer directly into the mouth via oral syringe.
- Instruct patients to use the glycerol phenylbutyrate oral liquid bottle and oral syringe as follows:
 - Use a new reclosable bottle cap adapter with each new bottle that is opened.
 - Open the glycerol phenylbutyrate oral liquid bottle and twist on the new reclosable bottle cap adapter.
 - Use a new and dry oral syringe to withdraw each prescribed dose of glycerol phenylbutyrate oral liquid.
 - Discard the oral syringe after each dose.
 - Tightly close the tethered tab on the reclosable bottle cap adapter after each use.
 - Do not rinse the reclosable bottle cap adapter.
 - Discard bottle and any remaining contents 28 days after opening.
 - If water or moisture enters the glycerol phenylbutyrate oral liquid bottle, the contents will become cloudy in appearance. If the contents of the bottle appear cloudy at any time, do not use the remaining glycerol phenylbutyrate oral liquid in the bottle and return it to the pharmacy to be discarded.
- Instruct that glycerol phenylbutyrate oral liquid should be administered just prior to breastfeeding in infants who are breastfeeding.
- Instruct patients to take glycerol phenylbutyrate oral liquid orally, even if they have a nasogastric and/or gastrostomy tube. For patients who cannot swallow and who have a nasogastric tube or gastrostomy tube in place, instruct patients/caregivers to administer glycerol phenylbutyrate oral liquid as follows:
 - Utilize a new dry oral syringe to withdraw the prescribed dosage of glycerol phenylbutyrate oral liquid from the bottle.
 - Place the tip of the syringe into the gastrostomy/nasogastric tube.
 - Utilizing the plunger of the syringe, administer glycerol phenylbutyrate oral liquid into the tube.
 - Use a separate syringe to flush the nasogastric/gastrostomy tube. Flush once with 10 mL of water or formula and allow the flush to drain.
 - If needed, flush a second time with an additional 10 mL of water or formula to clear the tube.

Dispense with Medication Guide available at: www.tevausea.com/medguides

Manufactured In Czech Republic By:

Teva Czech Industries, s.r.o.

Opava-Komarov, Czech Republic

Manufactured For:

Teva Pharmaceuticals

Parsippany, NJ 07054

Iss. 3/2025

Dispense with Medication Guide available at: www.tevausea.com/medguides

MEDICATION GUIDE
GLYCEROL PHENYLBUTYRATE (glis' er ol fen'' il bue' ti rate)
oral liquid

What is the most important information I should know about glycerol phenylbutyrate oral liquid?

Glycerol phenylbutyrate oral liquid may cause serious side effects, including:

Nervous system problems (Neurotoxicity). Phenylacetate (PAA), a breakdown product of glycerol phenylbutyrate oral liquid, may cause nervous system side effects. Call your doctor or get medical help right away if you get any of these symptoms while taking glycerol phenylbutyrate oral liquid:

- | | |
|---|---|
| <ul style="list-style-type: none">• sleepiness• lightheadedness• change in taste• problems with hearing• confusion• problems with memory | <ul style="list-style-type: none">• worsening of numbness, tingling, or burning in your hands or feet• headache• feeling very tired (fatigue)• nausea• vomiting |
|---|---|

Your doctor may do blood tests to measure the amount of PAA in your blood during your treatment with glycerol phenylbutyrate oral liquid.

What is glycerol phenylbutyrate oral liquid?

- Glycerol phenylbutyrate oral liquid is a prescription medicine used for long-term management of high blood levels of ammonia (hyperammonemia) caused by a condition called a urea cycle disorder (UCD). Glycerol phenylbutyrate oral liquid should be used if the UCD cannot be managed with a low protein diet and dietary supplements alone. Glycerol phenylbutyrate oral liquid must be used along with a low protein diet and in some cases dietary supplements.
- Glycerol phenylbutyrate oral liquid is not used for the acute treatment of hyperammonemia in people with UCD.
- It is not known if glycerol phenylbutyrate oral liquid is safe and effective for the treatment of N-acetylglutamate synthase (NAGS) deficiency.

Do not take glycerol phenylbutyrate oral liquid if you are allergic to phenylbutyrate. Call your doctor or go to the nearest hospital emergency room if you have wheezing, shortness of breath, cough, low blood pressure, flushing, nausea or a rash while taking glycerol phenylbutyrate oral liquid.

Before taking glycerol phenylbutyrate oral liquid, tell your doctor about all of your medical conditions, including if you:

- have liver or kidney problems
- have pancreas or bowel (intestine) problems
- are pregnant or plan to become pregnant. It is not known if glycerol phenylbutyrate oral liquid will harm your unborn baby. If you become pregnant during treatment with glycerol phenylbutyrate oral liquid, call Teva at 1-888-838-2872 to report the pregnancy.
- are breastfeeding or plan to breastfeed. It is not known if glycerol phenylbutyrate passes into your breast milk. Breastfeeding is not recommended during treatment with glycerol phenylbutyrate oral liquid. Talk to your doctor about the best way to feed your baby if you take glycerol phenylbutyrate oral liquid.

Tell your doctor about all the medicines you take, including prescription and over-the-counter medicines, vitamins, dietary and herbal supplements.

Know the medicines you take. Keep a list of them to show your doctor and pharmacist when you get a new medicine.

How should I take glycerol phenylbutyrate oral liquid?

- Take glycerol phenylbutyrate oral liquid exactly as your doctor tells you.
- Your doctor will tell you how much glycerol phenylbutyrate oral liquid to take and when to take it.
- Your doctor may change your dose if needed.
- Take glycerol phenylbutyrate oral liquid with food or formula.
- In an infant who is breastfeeding, give glycerol phenylbutyrate oral liquid just before breastfeeding.
- Glycerol phenylbutyrate oral liquid is an oral liquid that is taken by mouth using an oral syringe.
- Ask your pharmacist for oral syringes and a reclosable bottle cap adapter for each bottle you receive if you do not have them.
- Use the glycerol phenylbutyrate oral liquid bottle and oral syringe as follows:
 - Use a new reclosable bottle cap adapter with each new glycerol phenylbutyrate oral liquid bottle that is opened.
 - Open the glycerol phenylbutyrate oral liquid bottle and twist on the new reclosable bottle cap adapter.
 - Use a new dry oral syringe to remove each prescribed dose of glycerol phenylbutyrate oral liquid.
 - Throw away (discard) the oral syringe after each dose.
 - Tightly close the tethered tab on the reclosable bottle cap adapter after each use.
 - Do not rinse the reclosable bottle cap adapter.
 - If water or moisture enters the glycerol phenylbutyrate oral liquid bottle, the contents will become cloudy in appearance. If the contents appear cloudy at any time, **do not** use the remaining glycerol phenylbutyrate oral liquid and return the bottle to your pharmacy to throw it away.
 - Throw away the bottle and any unused glycerol phenylbutyrate oral liquid 28 days after opening.
- If you have a nasogastric or gastrostomy tube in place and can swallow, you should take glycerol phenylbutyrate oral liquid by mouth.
- Stay on the diet that your doctor gives you.
- If you take too much glycerol phenylbutyrate oral liquid, call your doctor or your poison control center at 1-800-222-1222 or go to the nearest hospital emergency room right away.

For people who cannot swallow and who have a nasogastric or gastrostomy tube in place, glycerol phenylbutyrate oral liquid should be given as follows:

- Use a new dry oral syringe to withdraw each prescribed dose of glycerol phenylbutyrate oral liquid from the bottle.
- Place the tip of the syringe into the nasogastric or gastrostomy tube and push the plunger of the syringe to give glycerol phenylbutyrate oral liquid into the tube.
- Use a separate syringe to flush the nasogastric or gastrostomy tube. Add 10 mL of water or formula to the syringe and push the plunger of the syringe to flush any remaining medicine from the nasogastric or gastrostomy tube into the stomach.
- If needed, flush the nasogastric or gastrostomy tube again with 10 mL of water or formula to clear the nasogastric or gastrostomy tube.

What are the possible side effects of glycerol phenylbutyrate oral liquid?

Glycerol phenylbutyrate oral liquid may cause serious side effects, including:

- See “What is the most important information I should know about glycerol phenylbutyrate oral liquid?”

The most common side effects of glycerol phenylbutyrate oral liquid in adults include:

- | | |
|--|--|
| <ul style="list-style-type: none">• diarrhea• gas• headache• abdomen (stomach) pain | <ul style="list-style-type: none">• vomiting• tiredness• decreased appetite• indigestion or heartburn |
|--|--|

The most common side effects of glycerol phenylbutyrate oral liquid in children 2 years to 17 years of age include:

- | | |
|---|--|
| <ul style="list-style-type: none">• upper abdomen (stomach) pain• rash• nausea• vomiting | <ul style="list-style-type: none">• diarrhea• decreased appetite• headache |
|---|--|

The most common side effects of glycerol phenylbutyrate oral liquid in children 2 months to less than 2 years of age include:

- | | |
|---|--|
| <ul style="list-style-type: none">• low white blood cell count (neutropenia)• vomiting• constipation• diarrhea• fever• reduced food intake | <ul style="list-style-type: none">• cough• stuffy nose• runny nose• skin rash• small round bumps on the skin |
|---|--|

The most common side effects of glycerol phenylbutyrate oral liquid in children less than 2 months of age include:

- | | |
|--|--|
| <ul style="list-style-type: none">• vomiting• rash• gastroesophageal reflux• increased levels of liver enzymes in the blood• decreased appetite and reduced food intake• low red blood cell count (anemia)• cough• loss of too much body fluid (dehydration)• too much acid in the blood (acidosis)• high blood platelet count (thrombocytosis)• low blood platelet count (thrombocytopenia) | <ul style="list-style-type: none">• low blood neutrophil count (type of white blood cell) (neutropenia)• high blood white blood cell count (lymphocytosis)• diarrhea• gas• constipation• fever• drowsiness (lethargy)• irritability• agitation |
|--|--|

These are not all of the possible side effects of glycerol phenylbutyrate oral liquid. Call your doctor for medical advice about side effects. You may report side effects to FDA at 1-800-FDA-1088.

How should I store glycerol phenylbutyrate oral liquid?

- Store glycerol phenylbutyrate oral liquid between 68°F to 77°F (20°C to 25°C).

Keep glycerol phenylbutyrate oral liquid and all medicines out of the reach of children.

General information about the safe and effective use of glycerol phenylbutyrate oral liquid.

Medicines are sometimes prescribed for purposes other than those listed in a Medication Guide. Do not use glycerol phenylbutyrate oral liquid for a condition for which it was not prescribed. Do not give glycerol phenylbutyrate oral liquid to other people, even if they have the same symptoms you have. It may harm them. You can ask your doctor or pharmacist for information about glycerol phenylbutyrate oral liquid that is written for health professionals.

What are the ingredients in glycerol phenylbutyrate oral liquid?

Active ingredient: glycerol phenylbutyrate

Manufactured In Czech Republic By: **Teva Czech Industries**, s.r.o., Opava-Komarov, Czech Republic

Manufactured For: **Teva Pharmaceuticals**, Parsippany, NJ 07054

For more information call Teva at 1-888-838-2872.

This Medication Guide has been approved by the U.S. Food and Drug Administration.
Iss. 3/2025

PACKAGE LABEL PRINCIPAL DISPLAY PANEL

NDC 0480-3777-58

Glycerol Phenylbutyrate Oral Liquid

1.1 grams per mL

For Oral Use Only

PHARMACIST: Dispense the accompanying Medication Guide to each patient.

Rx only

25 mL



GLYCEROL PHENYLBUTYRATE

glycerol phenylbutyrate liquid

Product Information

Product Type	HUMAN PRESCRIPTION DRUG	Item Code (Source)	NDC:0480-3777
Route of Administration	ORAL		

Active Ingredient/Active Moiety

Ingredient Name	Basis of Strength	Strength
GLYCEROL PHENYLBUTYRATE (UNII: ZH6F1VCV7B) (PHENYLBUTYRIC ACID - UNII: 7W7YBI87E)	GLYCEROL PHENYLBUTYRATE	1.1 g in 1 mL

Packaging

#	Item Code	Package Description	Marketing Start Date	Marketing End Date
1	NDC:0480-3777-58	1 in 1 CARTON	04/16/2026	
1		25 mL in 1 BOTTLE; Type 0: Not a Combination Product		

Marketing Information

Marketing Category	Application Number or Monograph Citation	Marketing Start Date	Marketing End Date
ANDA	ANDA218738	04/16/2026	

Labeler - Teva Pharmaceuticals, Inc. (022629579)

Revised: 3/2025

Teva Pharmaceuticals, Inc.