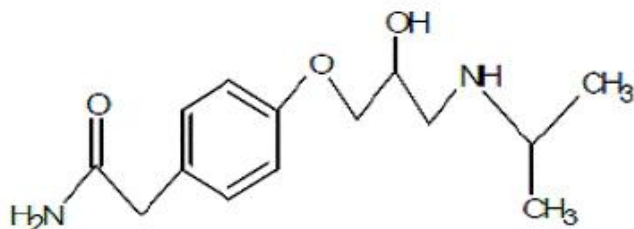


ATENOLOL- atenolol tablet
ASCLEMED USA INC.

Atenolol Tablets, USP
Rx only

DESCRIPTION

Atenolol, USP a synthetic, beta₁-selective (cardioselective) adrenoreceptor blocking agent, may be chemically described as 4-[2-hydroxy-3-[(1-methylethyl) amino] propoxy]-benzeneacetamide. The molecular and structural formulas are:



C₁₄H₂₂N₂O₃

Atenolol (free base) has a molecular weight of 266.34. It is a relatively polar hydrophilic compound with a water solubility of 26.5 mg/mL at 37°C and a log partition coefficient (octanol/water) of 0.23. It is freely soluble in 1N HCl (300 mg/mL at 25°C) and less soluble in chloroform (3 mg/mL at 25°C).

Atenolol tablets, USP are available as 25 mg, 50 mg and 100 mg tablets for oral administration.

Inactive Ingredients: Colloidal silicon dioxide, magnesium stearate, microcrystalline cellulose, povidone and sodium starch glycolate.

CLINICAL PHARMACOLOGY

Atenolol is a beta₁-selective (cardioselective) beta-adrenergic receptor blocking agent without membrane stabilizing or intrinsic sympathomimetic (partial agonist) activities. This preferential effect is not absolute, however, and at higher doses, atenolol inhibits beta₂-adrenoreceptors, chiefly located in the bronchial and vascular musculature.

Pharmacokinetics and Metabolism

In man, absorption of an oral dose is rapid and consistent but incomplete. Approximately 50% of an oral dose is absorbed from the gastrointestinal tract, the remainder being excreted unchanged in the feces. Peak blood levels are reached between two (2) and four (4) hours after ingestion. Unlike propranolol or metoprolol, but like nadolol, atenolol undergoes little or no metabolism by the liver, and the absorbed portion is eliminated primarily by renal excretion. Over 85% of an intravenous dose is excreted in urine within 24 hours compared with approximately 50% for an oral dose. Atenolol also differs from propranolol in that only a small amount (6% to 16%) is bound to proteins in the plasma. This kinetic profile results in relatively consistent plasma drug levels with about a 4-fold interpatient variation.

The elimination half-life of oral atenolol is approximately 6 to 7 hours, and there is no alteration of the kinetic profile of the drug by chronic administration. Following intravenous administration, peak plasma levels are reached within 5 minutes. Declines from peak levels are rapid (5- to 10-fold) during the first 7 hours; thereafter, plasma levels decay with a half-life similar to that of orally administered drug. Following oral doses of 50 mg or 100 mg, both beta-blocking and antihypertensive effects persist for at least 24 hours. When renal function is impaired, elimination of atenolol is closely related to the glomerular filtration rate; significant accumulation occurs when the creatinine clearance falls below 35 mL/min/1.73m². (See **DOSAGE AND ADMINISTRATION.**)

Pharmacodynamics

In standard animal or human pharmacological tests, beta-adrenoreceptor blocking activity of atenolol has been demonstrated by: (1) reduction in resting and exercise heart rate and cardiac output, (2) reduction of systolic and diastolic blood pressure at rest and on exercise, (3) inhibition of isoproterenol induced tachycardia, and (4) reduction in reflex orthostatic tachycardia.

A significant beta-blocking effect of atenolol, as measured by reduction of exercise tachycardia, is apparent within one hour following oral administration of a single dose. This effect is maximal at about 2 to 4 hours, and persists for at least 24 hours. Maximum reduction in exercise tachycardia occurs within 5 minutes of an intravenous dose. For both orally and intravenously administered drug, the duration of action is dose related and also bears a linear relationship to the logarithm of plasma atenolol concentration. The effect on exercise tachycardia of a single 10 mg intravenous dose is largely dissipated by 12 hours, whereas beta-blocking activity of single oral doses of 50 mg and 100 mg is still evident beyond 24 hours following administration. However, as has been shown for all beta-blocking agents, the antihypertensive effect does not appear to be related to plasma level.

In normal subjects, the beta₁ selectivity of atenolol has been shown by its reduced ability to reverse the beta₂-mediated vasodilating effect of isoproterenol as compared to equivalent beta-blocking doses of propranolol. In asthmatic patients, a dose of atenolol producing a greater effect on resting heart rate than propranolol resulted in much less increase in airway resistance. In a placebo controlled comparison of approximately equipotent oral doses of several beta-blockers, atenolol produced a significantly smaller decrease of FEV₁ than nonselective beta-blockers such as propranolol and, unlike those agents, did not inhibit bronchodilation in response to isoproterenol.

Consistent with its negative chronotropic effect due to beta blockade of the SA node, atenolol increases sinus cycle length and sinus node recovery time. Conduction in the AV node is also prolonged. Atenolol is devoid of membrane stabilizing activity, and increasing the dose well beyond that producing beta blockade does not further depress myocardial contractility. Several studies have demonstrated a moderate (approximately 10%) increase in stroke volume at rest and during exercise.

In controlled clinical trials, atenolol, given as a single daily oral dose, was an effective antihypertensive agent providing 24-hour reduction of blood pressure. Atenolol has been studied in combination with thiazide type diuretics, and the blood pressure effects of the combination are approximately additive. Atenolol is also compatible with methyldopa, hydralazine, and prazosin, each combination resulting in a larger fall in blood pressure than with the single agents. The dose range of atenolol is narrow and increasing the dose beyond 100 mg once daily is not associated with increased antihypertensive effect. The mechanisms of the antihypertensive effects of beta-blocking agents have not been established. Several possible mechanisms have been proposed and include: (1) competitive antagonism of catecholamines at peripheral (especially cardiac) adrenergic neuron sites, leading to decreased cardiac output, (2) a central effect leading to reduced sympathetic outflow to the periphery, and (3) suppression of renin activity. The results from long-term studies have not shown any

diminution of the antihypertensive efficacy of atenolol with prolonged use.

By blocking the positive chronotropic and inotropic effects of catecholamines and by decreasing blood pressure, atenolol generally reduces the oxygen requirements of the heart at any given level of effort, making it useful for many patients in the long-term management of angina pectoris. On the other hand, atenolol can increase oxygen requirements by increasing left ventricular fiber length and end diastolic pressure, particularly in patients with heart failure.

In a multicenter clinical trial (ISIS-1) conducted in 16,027 patients with suspected myocardial infarction, patients presenting within 12 hours (mean = 5 hours) after the onset of pain were randomized to either conventional therapy plus atenolol (n = 8,037), or conventional therapy alone (n = 7,990). Patients with a heart rate of < 50 bpm or systolic blood pressure < 100 mm Hg, or with other contraindications to beta blockade were excluded. Thirty-eight percent of each group were treated within 4 hours of onset of pain. The mean time from onset of pain to entry was 5.0 ± 2.7 hours in both groups. Patients in the atenolol group were to receive atenolol I.V. Injection 5 mg to 10 mg given over 5 minutes plus atenolol tablets 50 mg every 12 hours orally on the first study day (the first oral dose administered about 15 minutes after the I.V. dose) followed by either atenolol tablets 100 mg once daily or atenolol tablets 50 mg twice daily on days 2 to 7. The groups were similar in demographic and medical history characteristics and in electrocardiographic evidence of myocardial infarction, bundle branch block, and first degree atrioventricular block at entry.

During the treatment period (days 0 to 7), the vascular mortality rates were 3.89% in the atenolol group (313 deaths) and 4.57% in the control group (365 deaths). This absolute difference in rates, 0.68%, is statistically significant at the $P < 0.05$ level. The absolute difference translates into a proportional reduction of 15% ($3.89 - 4.57 / 4.57 = -0.15$). The 95% confidence limits are 1% to 27%. Most of the difference was attributed to mortality in days 0 to 1 (atenolol - 121 deaths; control - 171 deaths).

Despite the large size of the ISIS-1 trial, it is not possible to identify clearly subgroups of patients most likely or least likely to benefit from early treatment with atenolol. Good clinical judgment suggests, however, that patients who are dependent on sympathetic stimulation for maintenance of adequate cardiac output and blood pressure are not good candidates for beta blockade. Indeed, the trial protocol reflected that judgment by excluding patients with blood pressure consistently below 100 mm Hg systolic. The overall results of the study are compatible with the possibility that patients with borderline blood pressure (less than 120 mm Hg systolic), especially if over 60 years of age, are less likely to benefit.

The mechanism through which atenolol improves survival in patients with definite or suspected acute myocardial infarction is unknown, as is the case for other beta-blockers in the postinfarction setting. Atenolol, in addition to its effects on survival, has shown other clinical benefits including reduced frequency of ventricular premature beats, reduced chest pain, and reduced enzyme elevation.

Atenolol Geriatric Pharmacology:

In general, elderly patients present higher atenolol plasma levels with total clearance values about 50% lower than younger subjects. The half-life is markedly longer in the elderly compared to younger subjects. The reduction in atenolol clearance follows the general trend that the elimination of renally excreted drugs is decreased with increasing age.

INDICATIONS AND USAGE

Hypertension

Atenolol tablets are indicated for the treatment of hypertension, to lower blood

pressure. Lowering blood pressure lowers the risk of fatal and non-fatal cardiovascular events, primarily strokes and myocardial infarctions. These benefits have been seen in controlled trials of antihypertensive drugs from a wide variety of pharmacologic classes including atenolol.

Control of high blood pressure should be part of comprehensive cardiovascular risk management, including, as appropriate, lipid control, diabetes management, antithrombotic therapy, smoking cessation, exercise, and limited sodium intake. Many patients will require more than 1 drug to achieve blood pressure goals. For specific advice on goals and management, see published guidelines, such as those of the National High Blood Pressure Education Program's Joint National Committee on Prevention, Detection, Evaluation, and Treatment of High Blood Pressure (JNC).

Numerous antihypertensive drugs, from a variety of pharmacologic classes and with different mechanisms of action, have been shown in randomized controlled trials to reduce cardiovascular morbidity and mortality, and it can be concluded that it is blood pressure reduction, and not some other pharmacologic property of the drugs, that is largely responsible for those benefits. The largest and most consistent cardiovascular outcome benefit has been a reduction in the risk of stroke, but reductions in myocardial infarction and cardiovascular mortality also have been seen regularly.

Elevated systolic or diastolic pressure causes increased cardiovascular risk, and the absolute risk increase per mmHg is greater at higher blood pressures, so that even modest reductions of severe hypertension can provide substantial benefit. Relative risk reduction from blood pressure reduction is similar across populations with varying absolute risk, so the absolute benefit is greater in patients who are at higher risk independent of their hypertension (for example, patients with diabetes or hyperlipidemia), and such patients would be expected to benefit from more aggressive treatment to a lower blood pressure goal.

Some antihypertensive drugs have smaller blood pressure effects (as monotherapy) in black patients, and many antihypertensive drugs have additional approved indications and effects (e.g., on angina, heart failure, or diabetic kidney disease). These considerations may guide selection of therapy.

Atenolol tablets may be administered with other antihypertensive agents.

Angina Pectoris Due to Coronary Atherosclerosis

Atenolol tablets are indicated for the long-term management of patients with angina pectoris.

Acute Myocardial Infarction

Atenolol tablets are indicated in the management of hemodynamically stable patients with definite or suspected acute myocardial infarction to reduce cardiovascular mortality. Treatment can be initiated as soon as the patient's clinical condition allows. (See **DOSAGE AND ADMINISTRATION, CONTRAINDICATIONS, and WARNINGS.**) In general, there is no basis for treating patients like those who were excluded from the ISIS-1 trial (blood pressure less than 100 mm Hg systolic, heart rate less than 50 bpm) or have other reasons to avoid beta blockade. As noted above, some subgroups (e.g., elderly patients with systolic blood pressure below 120 mm Hg) seemed less likely to benefit.

CONTRAINDICATIONS

Atenolol tablets are contraindicated in sinus bradycardia, heart block greater than first degree, cardiogenic shock, and overt cardiac failure. (See **WARNINGS.**)

Atenolol tablets are contraindicated in those patients with a history of hypersensitivity to the atenolol or any of the drug product's components.

WARNINGS

Cardiac Failure

Sympathetic stimulation is necessary in supporting circulatory function in congestive heart failure, and beta blockade carries the potential hazard of further depressing myocardial contractility and precipitating more severe failure.

In patients with acute myocardial infarction, cardiac failure which is not promptly and effectively controlled by 80 mg of intravenous furosemide or equivalent therapy is a contraindication to beta-blocker treatment.

In Patients Without a History of Cardiac Failure

Continued depression of the myocardium with beta-blocking agents over a period of time can, in some cases, lead to cardiac failure. At the first sign or symptom of impending cardiac failure, patients should be treated appropriately according to currently recommended guidelines, and the response observed closely. If cardiac failure continues despite adequate treatment, atenolol should be withdrawn. (See **DOSAGE AND ADMINISTRATION.**)

Cessation of Therapy with Atenolol

Patients with coronary artery disease, who are being treated with atenolol, should be advised against abrupt discontinuation of therapy. Severe exacerbation of angina and the occurrence of myocardial infarction and ventricular arrhythmias have been reported in angina patients following the abrupt discontinuation of therapy with beta-blockers. The last two complications may occur with or without preceding exacerbation of the angina pectoris. As with other beta-blockers, when discontinuation of atenolol is planned, the patients should be carefully observed and advised to limit physical activity to a minimum. If the angina worsens or acute coronary insufficiency develops, it is recommended that atenolol be promptly reinstated, at least temporarily. Because coronary artery disease is common and may be unrecognized, it may be prudent not to discontinue atenolol therapy abruptly even in patients treated only for hypertension. (See **DOSAGE AND ADMINISTRATION.**)

Concomitant Use of Calcium Channel Blockers

Bradycardia and heart block can occur and the left ventricular end diastolic pressure can rise when beta-blockers are administered with verapamil or diltiazem. Patients with pre-existing conduction abnormalities or left ventricular dysfunction are particularly susceptible. (See **PRECAUTIONS.**)

Bronchospastic Diseases

PATIENTS WITH BRONCHOSPASTIC DISEASE SHOULD, IN GENERAL, NOT RECEIVE BETA-BLOCKERS. Because of its relative beta₁selectivity, however, atenolol may be used with caution in patients with bronchospastic disease who do not respond to, or cannot tolerate, other antihypertensive treatment. Since beta₁selectivity is not absolute, the lowest possible dose of atenolol should be used with therapy initiated at 50 mg and a beta₂-stimulating agent (bronchodilator) should be made available. If dosage must be increased, dividing the dose should be considered in order to achieve lower peak blood levels.

Major Surgery

Chronically administered beta-blocking therapy should not be routinely withdrawn prior to major surgery, however the impaired ability of the heart to respond to reflex adrenergic stimuli may augment the risks of general anesthesia and surgical procedures.

Hypoglycemia

Beta-blockers may prevent early warning signs of hypoglycemia, such as tachycardia, and increase the risk for severe or prolonged hypoglycemia at any time during treatment, especially in patients with diabetes mellitus or children and patients who are fasting (i.e., surgery, not eating regularly, or are vomiting). If severe hypoglycemia occurs, patients should be instructed to seek emergency treatment.

Thyrotoxicosis

Beta-adrenergic blockade may mask certain clinical signs (e.g., tachycardia) of hyperthyroidism. Abrupt withdrawal of beta blockade might precipitate a thyroid storm; therefore, patients suspected of developing thyrotoxicosis from whom atenolol therapy is to be withdrawn should be monitored closely. (See **DOSAGE AND ADMINISTRATION.**)

Untreated Pheochromocytoma

Atenolol should not be given to patients with untreated pheochromocytoma.

Pregnancy and Fetal Injury

Atenolol can cause fetal harm when administered to a pregnant woman. Atenolol crosses the placental barrier and appears in cord blood. Administration of atenolol, starting in the second trimester of pregnancy, has been associated with the birth of infants that are small for gestational age. No studies have been performed on the use of atenolol in the first trimester and the possibility of fetal injury cannot be excluded. If this drug is used during pregnancy, or if the patient becomes pregnant while taking this drug, the patient should be apprised of the potential hazard to the fetus.

Neonates born to mothers who are receiving atenolol at parturition or breastfeeding may be at risk for hypoglycemia and bradycardia. Caution should be exercised when atenolol is administered during pregnancy or to a woman who is breastfeeding. (See **PRECAUTIONS, Nursing Mothers.**)

Atenolol has been shown to produce a dose-related increase in embryo/fetal resorptions in rats at doses equal to or greater than 50 mg/kg/day or 25 or more times the maximum recommended human antihypertensive dose.* Although similar effects were not seen in rabbits, the compound was not evaluated in rabbits at doses above 25 mg/kg/day or 12.5 times the maximum recommended human antihypertensive dose.*

PRECAUTIONS

General

Patients already on a beta-blocker must be evaluated carefully before atenolol is administered. Initial and subsequent atenolol dosages can be adjusted downward depending on clinical observations including pulse and blood pressure. Atenolol may aggravate peripheral arterial circulatory disorders.

Impaired Renal Function

The drug should be used with caution in patients with impaired renal function. (See **DOSAGE AND ADMINISTRATION.**)

* Based on the maximum dose of 100 mg/day in a 50 kg patient.

Information for Patients

Hypoglycemia

Inform patients or caregivers that there is a risk of hypoglycemia when atenolol is given to patients who are fasting or who are vomiting. Monitor for symptoms of hypoglycemia.

Drug Interactions

Catecholamine-depleting drugs (e.g., reserpine) may have an additive effect when given with beta-blocking agents. Patients treated with atenolol plus a catecholamine depletor should therefore be closely observed for evidence of hypotension and/or marked bradycardia which may produce vertigo, syncope, or postural hypotension.

Calcium channel blockers may also have an additive effect when given with atenolol (see **WARNINGS**).

Disopyramide is a Type I antiarrhythmic drug with potent negative inotropic and chronotropic effects. Disopyramide has been associated with severe bradycardia, asystole and heart failure when administered with beta-blockers.

Amiodarone is an antiarrhythmic agent with negative chronotropic properties that may be additive to those seen with beta-blockers.

Beta-blockers may exacerbate the rebound hypertension which can follow the withdrawal of clonidine. If the two drugs are coadministered, the beta-blocker should be withdrawn several days before the gradual withdrawal of clonidine. If replacing clonidine by beta-blocker therapy, the introduction of beta-blockers should be delayed for several days after clonidine administration has stopped.

Concomitant use of prostaglandin synthase inhibiting drugs, e.g., indomethacin, may decrease the hypotensive effects of beta-blockers.

Information on concurrent usage of atenolol and aspirin is limited. Data from several studies, i.e., TIMI-II, ISIS-2, currently do not suggest any clinical interaction between aspirin and beta-blockers in the acute myocardial infarction setting.

While taking beta-blockers, patients with a history of anaphylactic reaction to a variety of allergens may have a more severe reaction on repeated challenge, either accidental, diagnostic or therapeutic. Such patients may be unresponsive to the usual doses of epinephrine used to treat the allergic reaction.

Both digitalis glycosides and beta-blockers slow atrioventricular conduction and decrease heart rate. Concomitant use can increase the risk of bradycardia.

Carcinogenesis, Mutagenesis, Impairment of Fertility

Two long-term (maximum dosing duration of 18 or 24 months) rat studies and one long-term (maximum dosing duration of 18 months) mouse study, each employing dose levels as high as 300 mg/kg/day or 150 times the maximum recommended human antihypertensive dose,* did not indicate a carcinogenic potential of atenolol. A third (24 month) rat study, employing doses of 500 mg/kg/day and 1,500 mg/kg/day (250 and 750 times the maximum recommended human antihypertensive dose*) resulted in increased incidences of benign adrenal medullary tumors in males and females, mammary fibroadenomas in females, and anterior pituitary adenomas and thyroid parafollicular cell carcinomas in males. No evidence of a mutagenic potential of atenolol was uncovered in the dominant lethal test (mouse), *in vivo* cytogenetics test (Chinese hamster) or Ames test (*S. typhimurium*).

Fertility of male or female rats (evaluated at dose levels as high as 200 mg/kg/day or 100 times the maximum recommended human dose*) was unaffected by atenolol administration.

Animal Toxicology

Chronic studies employing oral atenolol performed in animals have revealed the

occurrence of vacuolation of epithelial cells of Brunner's glands in the duodenum of both male and female dogs at all tested dose levels of atenolol (starting at 15 mg/kg/day or 7.5 times the maximum recommended human antihypertensive dose*) and increased incidence of atrial degeneration of hearts of male rats at 300 but not 150 mg atenolol/kg/day (150 and 75 times the maximum recommended human antihypertensive dose,* respectively).

Pregnancy

See **WARNINGS - Pregnancy and Fetal Injury**.

*Based on the maximum dose of 100 mg/day in a 50 kg patient.

Nursing Mothers

Atenolol is excreted in human breast milk at a ratio of 1.5 to 6.8 when compared to the concentration in plasma. Caution should be exercised when atenolol is administered to a nursing woman. Clinically significant bradycardia has been reported in breastfed infants. Premature infants, or infants with impaired renal function, may be more likely to develop adverse effects.

Neonates born to mothers who are receiving atenolol at parturition or breastfeeding may be at risk for hypoglycemia and bradycardia. Caution should be exercised when atenolol is administered during pregnancy or to a woman who is breastfeeding (See **WARNINGS, Pregnancy and Fetal Injury**).

Pediatric Use

Safety and effectiveness in pediatric patients have not been established.

Geriatric Use

Hypertension and Angina Pectoris Due to Coronary Atherosclerosis:

Clinical studies of atenolol did not include sufficient number of patients aged 65 and over to determine whether they respond differently from younger subjects. Other reported clinical experience has not identified differences in responses between the elderly and younger patients. In general, dose selection for an elderly patient should be cautious, usually starting at the low end of the dosing range, reflecting the greater frequency of decreased hepatic, renal, or cardiac function, and of concomitant disease or other drug therapy.

Acute Myocardial Infarction:

Of the 8,037 patients with suspected acute myocardial infarction randomized to atenolol in the ISIS-1 trial (See **CLINICAL PHARMACOLOGY**), 33% (2,644) were 65 years of age and older. It was not possible to identify significant differences in efficacy and safety between older and younger patients; however, elderly patients with systolic blood pressure < 120 mmHg seemed less likely to benefit (See **INDICATIONS AND USAGE**).

In general, dose selection for an elderly patient should be cautious, usually starting at the low end of the dosing range, reflecting greater frequency of decreased hepatic, renal, or cardiac function, and of concomitant disease or other drug therapy. Evaluation of patients with hypertension or myocardial infarction should always include assessment of renal function.

ADVERSE REACTIONS

Most adverse effects have been mild and transient.

The frequency estimates in the following table were derived from controlled studies in

hypertensive patients in which adverse reactions were either volunteered by the patient (US studies) or elicited, e.g., by checklist (foreign studies). The reported frequency of elicited adverse effects was higher for both atenolol and placebo-treated patients than when these reactions were volunteered. Where frequency of adverse effects of atenolol and placebo is similar, causal relationship to atenolol is uncertain.

	Volunteered (US Studies)		Total - Volunteered and Elicited (Foreign + US Studies)	
	Atenolol (n=164) %	Placebo (n=206) %	Atenolol (n=399) %	Placebo (n=407) %
CARDIOVASCULAR				
Bradycardia	3	0	3	0
Cold Extremities	0	0.5	12	5
Postural Hypotension	2	1	4	5
Leg Pain	0	0.5	3	1
CENTRAL NERVOUS SYSTEM/ NEUROMUSCULAR				
Dizziness	4	1	13	6
Vertigo	2	0.5	2	0.2
Light-headedness	1	0	3	0.7
Tiredness	0.6	0.5	26	13
Fatigue	3	1	6	5
Lethargy	1	0	3	0.7
Drowsiness	0.6	0	2	0.5
Depression	0.6	0.5	12	9
Dreaming	0	0	3	1
GASTROINTESTINAL				
Diarrhea	2	0	3	2
Nausea	4	1	3	1
RESPIRATORY (See WARNINGS)				
Wheeziness	0	0	3	3
Dyspnea	0.6	1	6	4

Acute Myocardial Infarction

In a series of investigations in the treatment of acute myocardial infarction, bradycardia and hypotension occurred more commonly, as expected for any beta-blocker, in atenolol-treated patients than in control patients. However, these usually responded to atropine and/or to withholding further dosage of atenolol. The incidence of heart failure was not increased by atenolol. Inotropic agents were infrequently used. The reported frequency of these and other events occurring during these investigations is given in the following table.

In a study of 477 patients, the following adverse events were reported during either intravenous and/or oral atenolol administration:

	Conventional Therapy Plus Atenolol (n=244)		Conventional Therapy Alone (n=233)	
Bradycardia	43	(18%)	24	(10%)

Hypotension	60	(25%)	34	(15%)
Bronchospasm	3	(1.2%)	2	(0.9%)
Heart Failure	46	(19%)	56	(24%)
Heart Block	11	(4.5%)	10	(4.3%)
BBB + Major Axis Deviation	16	(6.6%)	28	(12%)
Supraventricular Tachycardia	28	(11.5%)	45	(19%)
Atrial Fibrillation	12	(5%)	29	(11%)
Atrial Flutter	4	(1.6%)	7	(3%)
Ventricular Tachycardia	39	(16%)	52	(22%)
Cardiac Reinfarction	0	(0%)	6	(2.6%)
Total Cardiac Arrests	4	(1.6%)	16	(6.9%)
Nonfatal Cardiac Arrests	4	(1.6%)	12	(5.1%)
Deaths	7	(2.9%)	16	(6.9%)
Cardiogenic Shock	1	(0.4%)	4	(1.7%)
Development of Ventricular Septal Defect	0	(0%)	2	(0.9%)
Development of Mitral Regurgitation	0	(0%)	2	(0.9%)
Renal Failure	1	(0.4%)	0	(0%)
Pulmonary Emboli	3	(1.2%)	0	(0%)

In the subsequent International Study of Infarct Survival (ISIS-1) including over 16,000 patients of whom 8,037 were randomized to receive atenolol treatment, the dosage of intravenous and subsequent oral atenolol was either discontinued or reduced for the following reasons:

Reasons for Reduced Dosage

	I.V. Atenolol Reduced Dose (< 5 mg) *		Oral Partial Dose	
Hypotension/Bradycardia	105	(1.3%)	1168	(14.5%)
Cardiogenic Shock	4	(0.04%)	35	(0.44%)
Reinfarction	0	(0%)	5	(0.06%)
Cardiac Arrest	5	(0.06%)	28	(0.34%)
Heart Block (> first degree)	5	(0.06%)	143	(1.7%)
Cardiac Failure	1	(0.01%)	233	(2.9%)
Arrhythmias	3	(0.04%)	22	(0.27%)
Bronchospasm	1	(0.01%)	50	(0.62%)

* Full dosage was 10 mg and some patients received less than 10 mg but more than 5 mg.

During postmarketing experience with atenolol, the following have been reported in temporal relationship to the use of the drug: elevated liver enzymes and/or bilirubin, hallucinations, headache, impotence, Peyronie's disease, postural hypotension which may be associated with syncope, psoriasiform rash or exacerbation of psoriasis, psychoses, purpura, reversible alopecia, thrombocytopenia, visual disturbance, sick sinus syndrome, and dry mouth. Atenolol, like other beta-blockers, has been associated with the development of antinuclear antibodies (ANA), lupus syndrome, and Raynaud's phenomenon.

POTENTIAL ADVERSE EFFECTS

In addition, a variety of adverse effects have been reported with other beta-adrenergic blocking agents, and may be considered potential adverse effects of atenolol.

Hematologic:Agranulocytosis.

Allergic:Fever, combined with aching and sore throat, laryngospasm, and respiratory distress.

Central Nervous System:Reversible mental depression progressing to catatonia; an acute reversible syndrome characterized by disorientation of time and place; short-term memory loss; emotional lability with slightly clouded sensorium; and, decreased performance on neuropsychometrics.

Gastrointestinal:Mesenteric arterial thrombosis, ischemic colitis.

Other:Erythematous rash.

Miscellaneous:There have been reports of skin rashes and/or dry eyes associated with the use of beta-adrenergic blocking drugs. The reported incidence is small, and in most cases, the symptoms have cleared when treatment was withdrawn. Discontinuance of the drug should be considered if any such reaction is not otherwise explicable. Patients should be closely monitored following cessation of therapy. (See **DOSAGE AND ADMINISTRATION**).

The oculomucocutaneous syndrome associated with the beta-blocker practolol has not been reported with atenolol. Furthermore, a number of patients who had previously demonstrated established practolol reactions were transferred to atenolol therapy with subsequent resolution or quiescence of the reaction.

To report SUSPECTED ADVERSE REACTIONS, contact Unichem Pharmaceuticals (USA) Inc. at 1-866-562-4616 or FDA at 1-800-FDA-1088 or www.fda.gov/medwatch for voluntary reporting of adverse reactions.

OVERDOSAGE

Overdosage with atenolol has been reported with patients surviving acute doses as high as 5 g. One death was reported in a man who may have taken as much as 10 g acutely.

The predominant symptoms reported following atenolol overdose are lethargy, disorder of respiratory drive, wheezing, sinus pause and bradycardia. Additionally, common effects associated with overdosage of any beta-adrenergic blocking agent and which might also be expected in atenolol overdose are congestive heart failure, hypotension, bronchospasm and/or hypoglycemia.

Treatment of overdose should be directed to the removal of any unabsorbed drug by induced emesis, gastric lavage, or administration of activated charcoal. Atenolol can be removed from the general circulation by hemodialysis. Other treatment modalities should be employed at the physician's discretion and may include:

BRADYCARDIA: Atropine intravenously. If there is no response to vagal blockade, give isoproterenol cautiously. In refractory cases, a transvenous cardiac pacemaker may be indicated.

HEART BLOCK (SECOND OR THIRD DEGREE): Isoproterenol or transvenous cardiac pacemaker.

CARDIAC FAILURE: Digitalize the patient and administer a diuretic. Glucagon has been reported to be useful.

HYPOTENSION: Vasopressors such as dopamine or norepinephrine (levarterenol). Monitor blood pressure continuously.

BRONCHOSPASM: A beta₂stimulant such as isoproterenol or terbutaline and/or aminophylline.

HYPOGLYCEMIA: Intravenous glucose.

Based on the severity of symptoms, management may require intensive support care and facilities for applying cardiac and respiratory support.

DOSAGE AND ADMINISTRATION

Hypertension

The initial dose of atenolol tablets is 50 mg given as one tablet a day either alone or added to diuretic therapy. The full effect of this dose will usually be seen within one to two weeks. If an optimal response is not achieved, the dosage should be increased to atenolol tablets 100 mg given as one tablet a day. Increasing the dosage beyond 100 mg a day is unlikely to produce any further benefit.

Atenolol tablets may be used alone or concomitantly with other antihypertensive agents including thiazide-type diuretics, hydralazine, prazosin, and alpha-methyldopa.

Angina Pectoris

The initial dose of atenolol tablets is 50 mg given as one tablet a day. If an optimal response is not achieved within one week, the dosage should be increased to atenolol tablets 100 mg given as one tablet a day. Some patients may require a dosage of 200 mg once a day for optimal effect.

Twenty-four hour control with once daily dosing is achieved by giving doses larger than necessary to achieve an immediate maximum effect. The maximum early effect on exercise tolerance occurs with doses of 50 mg to 100 mg, but at these doses the effect at 24 hours is attenuated, averaging about 50% to 75% of that observed with once a day oral doses of 200 mg.

Acute Myocardial Infarction

In patients with definite or suspected acute myocardial infarction, treatment with atenolol I.V. Injection should be initiated as soon as possible after the patient's arrival in the hospital and after eligibility is established. Such treatment should be initiated in a coronary care or similar unit immediately after the patient's hemodynamic condition has stabilized. Treatment should begin with the intravenous administration of 5 mg atenolol over 5 minutes followed by another 5 mg intravenous injection 10 minutes later. Atenolol I.V. Injection should be administered under carefully controlled conditions including monitoring of blood pressure, heart rate, and electrocardiogram. Dilutions of atenolol I.V. Injection in Dextrose Injection USP, Sodium Chloride Injection USP, or Sodium Chloride and Dextrose Injection may be used. These admixtures are stable for 48 hours if they are not used immediately.

In patients who tolerate the full intravenous dose (10 mg), atenolol tablets 50 mg should be initiated 10 minutes after the last intravenous dose followed by another 50 mg oral dose 12 hours later. Thereafter, atenolol tablets can be given orally either 100 mg once daily or 50 mg twice a day for a further 6 to 9 days or until discharge from the hospital. If bradycardia or hypotension requiring treatment or any other untoward effects occur, atenolol tablets should be discontinued. (See full prescribing information prior to initiating therapy with atenolol tablets.)

Data from other beta-blocker trials suggest that if there is any question concerning the use of I.V. beta-blocker or clinical estimate that there is a contraindication, the I.V. beta-blocker may be eliminated and patients fulfilling the safety criteria may be given atenolol tablets 50 mg twice daily or 100 mg once a day for at least seven days (if the I.V. dosing is excluded).

Although the demonstration of efficacy of atenolol tablets is based entirely on data from

the first seven postinfarction days, data from other beta-blocker trials suggest that treatment with beta-blockers that are effective in the postinfarction setting may be continued for one to three years if there are no contraindications.

Atenolol tablets are an additional treatment to standard coronary care unit therapy.

Elderly Patients or Patients with Renal Impairment

Atenolol tablets are excreted by the kidneys; consequently dosage should be adjusted in cases of severe impairment of renal function. In general, dose selection for an elderly patient should be cautious, usually starting at the low end of the dosing range, reflecting greater frequency of decreased hepatic, renal, or cardiac function, and of concomitant disease or other drug therapy. Evaluation of patients with hypertension or myocardial infarction should always include assessment of renal function. Atenolol excretion would be expected to decrease with advancing age.

No significant accumulation of atenolol tablets occurs until creatinine clearance falls below 35 mL/min/1.73m². Accumulation of atenolol and prolongation of its half-life were studied in subjects with creatinine clearance between 5 mL/min and 105 mL/min. Peak plasma levels were significantly increased in subjects with creatinine clearances below 30 mL/min.

The following maximum oral dosages are recommended for elderly, renally-impaired patients and for patients with renal impairment due to other causes:

Atenolol		
Creatinine Clearance (mL/min/1.73m ²)	Elimination Half-Life (h)	Maximum Dosage
15-35	16-27	50 mg daily
<15	>27	25 mg daily

Some renally-impaired or elderly patients being treated for hypertension may require a lower starting dose of atenolol tablets: 25 mg given as one tablet a day. If this 25 mg dose is used, assessment of efficacy must be made carefully. This should include measurement of blood pressure just prior to the next dose ("trough" blood pressure) to ensure that the treatment effect is present for a full 24 hours.

Although a similar dosage reduction may be considered for elderly and/or renally-impaired patients being treated for indications other than hypertension, data are not available for these patient populations.

Patients on hemodialysis should be given 25 mg or 50 mg after each dialysis; this should be done under hospital supervision as marked falls in blood pressure can occur.

Cessation of Therapy in Patients with Angina Pectoris

If withdrawal of atenolol tablets therapy is planned, it should be achieved gradually and patients should be carefully observed and advised to limit physical activity to a minimum.

HOW SUPPLIED

Atenolol Tablets, USP

Tablets of 25 mg atenolol are white to off white, capsule shape, uncoated tablets debossed with "U" on one side and "22" on other side.

Bottles of 30 tablets NDC 87063-177-30 (repackaged from NDC 29300-410-XX)

Bottles of 60 tablets NDC 87063-177-60 (repackaged from NDC 29300-410-XX)

Bottles of 90 tablets NDC 87063-177-90 (repackaged from NDC 29300-410-XX)

Bottles of 100 tablets NDC 87063-177-01 (relabeled from NDC 29300-410-01)

Tablets of 50 mg atenolol are white to off-white, round, flat faced bevelled edge, uncoated tablet debossed with '2', 'breakline', '1' on one side and 'U' on other side.

Bottles of 30 tablets NDC 87063-178-30 (repackaged from NDC 29300-411-XX)

Bottles of 60 tablets NDC 87063-178-60 (repackaged from NDC 29300-411-XX)

Bottles of 90 tablets NDC 87063-178-90 (repackaged from NDC 29300-411-XX)

Bottles of 100 tablets NDC 87063-178-01 (relabeled from NDC 29300-411-01)

Tablets of 100 mg atenolol are white to off-white, round, flat faced bevelled edge, uncoated tablet debossed with "20" on one side and "U" on other side.

Bottles of 30 tablets NDC 87063-179-30 (repackaged from NDC 29300-412-XX)

Bottles of 60 tablets NDC 87063-179-60 (repackaged from NDC 29300-412-XX)

Bottles of 90 tablets NDC 87063-179-90 (repackaged from NDC 29300-412-XX)

Bottles of 100 tablets NDC 87063-179-01 (relabeled from NDC 29300-412-01)

Store at 20 to 25 C (68 to 77 F) [see USP Controlled Room Temperature]. Dispense in well-closed, light-resistant containers.

Relabeled and Repackaged by:

Enovachem PHARMACEUTICALS

Torrance, CA 90501

PRINCIPAL DISPLAY PANEL-25 mg

Packaged By:



Atenolol Tablets, USP 25 mg
NDC: 87063-177-30

Qty: 30

Manufactured For: Unichem Pharmaceuticals (USA), Inc.

Source NDC: 29300-410-XX

Description: white to off white, capsule shaped, uncoated tablet/debossed U,22

Lot #: 00000000

Exp:

Batch #: 00000000

Drug Status: RX



(01) 0 0387063 17730 7

(17)

(10) 00000000

(21)

CAUTION: FEDERAL LAW PROHIBITS DISPENSING WITHOUT PRESCRIPTION. SEE PACKAGE INSERT. KEEP OUT OF REACH OF CHILDREN. STORE AT 20-25C (68-77F) (SEE USP CONTROLLED ROOM TEMP).

Atenolol Tablets, USP 25 mg
NDC: 87063-177-30
S/N:
Qty: 30

Atenolol Tablets, USP 25 mg
NDC: 87063-177-30
S/N:
Qty: 30

Atenolol Tablets, USP 25 mg
NDC: 87063-177-30
S/N:
Qty: 30

Packaged By:



Atenolol Tablets, USP 25 mg
NDC: 87063-177-60

Qty: 60

Manufactured For: Unichem Pharmaceuticals (USA), Inc.

Source NDC: 29300-410-XX

Description: white to off white, capsule shaped, uncoated tablet/debossed U,22

Lot #: 00000000

Exp:

Batch #: 00000000

Drug Status: RX



(01) 0 0387063 17760 4

(17)

(10) 00000000

(21)

CAUTION: FEDERAL LAW PROHIBITS DISPENSING WITHOUT PRESCRIPTION. SEE PACKAGE INSERT. KEEP OUT OF REACH OF CHILDREN. STORE AT 20-25C (68-77F) (SEE USP CONTROLLED ROOM TEMP).

Atenolol Tablets, USP 25 mg
NDC: 87063-177-60
S/N:
Qty: 60

Atenolol Tablets, USP 25 mg
NDC: 87063-177-60
S/N:
Qty: 60

Atenolol Tablets, USP 25 mg
NDC: 87063-177-60
S/N:
Qty: 60

Packaged By:



Atenolol Tablets, USP 25 mg
NDC: 87063-177-90

Qty: 90

Manufactured For: Unichem Pharmaceuticals (USA), Inc.

Source NDC: 29300-410-XX

Description: white to off white, capsule shaped, uncoated tablet/debossed U,22

Lot #: 00000000

Exp:

Batch #: 00000000

Drug Status: RX



(01) 0 0387063 17790 1

(17)

(10) 00000000

(21)

CAUTION: FEDERAL LAW PROHIBITS DISPENSING WITHOUT PRESCRIPTION. SEE PACKAGE INSERT. KEEP OUT OF REACH OF CHILDREN. STORE AT 20-25C (68-77F) (SEE USP CONTROLLED ROOM TEMP).

Atenolol Tablets, USP 25 mg
NDC: 87063-177-90
S/N:
Qty: 90

Atenolol Tablets, USP 25 mg
NDC: 87063-177-90
S/N:
Qty: 90

Atenolol Tablets, USP 25 mg
NDC: 87063-177-90
S/N:
Qty: 90

Relabeled By:



Atenolol Tablets, USP 25 mg
NDC: 87063-177-01

Qty: 100

Manufactured For: Unichem Pharmaceuticals (USA), Inc.

Source NDC: 29300-410-01

Description: white to off white, capsule shaped, uncoated tablet/debossed U,22

Lot #: 00000000

Exp:

Batch #: 00000000

Drug Status: RX

(01) 0 0387063 17701 7

(17)

(10) 00000000

(21)


CAUTION: FEDERAL LAW PROHIBITS DISPENSING WITHOUT PRESCRIPTION. SEE PACKAGE INSERT. KEEP OUT OF REACH OF CHILDREN. STORE AT 20-25C (68-77F) (SEE USP CONTROLLED ROOM TEMP).


Atenolol Tablets, USP 25 mg
NDC: 87063-177-01
S/N:
Qty: 100

Atenolol Tablets, USP 25 mg
NDC: 87063-177-01
S/N:
Qty: 100

Atenolol Tablets, USP 25 mg
NDC: 87063-177-01
S/N:
Qty: 100


PRINCIPAL DISPLAY PANEL-50 mg


Packaged By:

EnovachemTM 370 Van Ness Ave.
 PHARMACEUTICALS Suite 1403-1406
 Torrance, CA 90501
Atenolol Tablets, USP 50 mg
 NDC: 87063-178-30
 Qty: 30
 Manufactured For: Unichem Pharmaceuticals (USA), Inc.
 Source NDC: 29300-411-XX
 Description: white to off white/round/flat faced uncoated tablets/blisters 2 1 U
 Lot #: 00000000 Exp:
 Batch #: 00000000
 Drug Status: RX
 CAUTION: FEDERAL LAW PROHIBITS DISPENSING WITHOUT PRESCRIPTION. SEE PACKAGE INSERT.
 KEEP OUT OF REACH OF CHILDREN. STORE AT 20-25C (68-77F) (SEE USP CONTROLLED ROOM TEMP).



(01) 0 0387063 17830 4
 (17)
 (10) 00000000
 (21)


Atenolol Tablets, USP 50 mg
 NDC: 87063-178-30
 S/N:
 Qty: 30
 Atenolol Tablets, USP 50 mg
 NDC: 87063-178-30
 S/N:
 Qty: 30
 Atenolol Tablets, USP 50 mg
 NDC: 87063-178-30
 S/N:
 Qty: 30


Packaged By:

EnovachemTM 370 Van Ness Ave.
 PHARMACEUTICALS Suite 1403-1406
 Torrance, CA 90501
Atenolol Tablets, USP 50 mg
 NDC: 87063-178-60
 Qty: 60
 Manufactured For: Unichem Pharmaceuticals (USA), Inc.
 Source NDC: 29300-411-XX
 Description: white to off white/round/flat faced uncoated tablets/blisters 2 1 U
 Lot #: 00000000 Exp:
 Batch #: 00000000
 Drug Status: RX
 CAUTION: FEDERAL LAW PROHIBITS DISPENSING WITHOUT PRESCRIPTION. SEE PACKAGE INSERT.
 KEEP OUT OF REACH OF CHILDREN. STORE AT 20-25C (68-77F) (SEE USP CONTROLLED ROOM TEMP).



(01) 0 0387063 17860 1
 (17)
 (10) 00000000
 (21)


Atenolol Tablets, USP 50 mg
 NDC: 87063-178-60
 S/N:
 Qty: 60
 Atenolol Tablets, USP 50 mg
 NDC: 87063-178-60
 S/N:
 Qty: 60
 Atenolol Tablets, USP 50 mg
 NDC: 87063-178-60
 S/N:
 Qty: 60


Packaged By:

EnovachemTM 370 Van Ness Ave.
 PHARMACEUTICALS Suite 1403-1406
 Torrance, CA 90501
Atenolol Tablets, USP 50 mg
 NDC: 87063-178-90
 Qty: 90
 Manufactured For: Unichem Pharmaceuticals (USA), Inc.
 Source NDC: 29300-411-XX
 Description: white to off white/round/flat faced uncoated tablets/blisters 2 1 U
 Lot #: 00000000 Exp:
 Batch #: 00000000
 Drug Status: RX
 CAUTION: FEDERAL LAW PROHIBITS DISPENSING WITHOUT PRESCRIPTION. SEE PACKAGE INSERT.
 KEEP OUT OF REACH OF CHILDREN. STORE AT 20-25C (68-77F) (SEE USP CONTROLLED ROOM TEMP).



(01) 0 0387063 17890 3
 (17)
 (10) 00000000
 (21)

Atenolol Tablets, USP 50 mg
 NDC: 87063-178-90
 S/N:
 Qty: 90
 Atenolol Tablets, USP 50 mg
 NDC: 87063-178-90
 S/N:
 Qty: 90
 Atenolol Tablets, USP 50 mg
 NDC: 87063-178-90
 S/N:
 Qty: 90

Relabeled By:

EnovachemTM 370 Van Ness Ave.
 PHARMACEUTICALS Suite 1403-1406
 Torrance, CA 90501
Atenolol Tablets, USP 50 mg
 NDC: 87063-178-01
 Qty: 100
 Manufactured For: Unichem Pharmaceuticals (USA), Inc.
 Source NDC: 29300-411-01
 Description: white to off white/round/flat faced uncoated tablets/blisters 2 1 U
 Lot #: 00000000 Exp:
 Batch #: 00000000
 Drug Status: RX
 CAUTION: FEDERAL LAW PROHIBITS DISPENSING WITHOUT PRESCRIPTION. SEE PACKAGE INSERT.
 KEEP OUT OF REACH OF CHILDREN. STORE AT 20-25C (68-77F) (SEE USP CONTROLLED ROOM TEMP).



(01) 0 0387063 17801 4
 (17)
 (10) 00000000
 (21)

Atenolol Tablets, USP 50 mg
 NDC: 87063-178-01
 S/N:
 Qty: 100
 Atenolol Tablets, USP 50 mg
 NDC: 87063-178-01
 S/N:
 Qty: 100
 Atenolol Tablets, USP 50 mg
 NDC: 87063-178-01
 S/N:
 Qty: 100

PRINCIPAL DISPLAY PANEL-100 mg

Packaged By:



370 Van Ness Ave.
Suite 1403-1406
Torrance, CA 90501

Atenolol Tablets, USP 100 mg
NDC: 87063-179-30

Qty: 30

Manufactured For: Unichem Pharmaceuticals (USA), Inc.
Source NDC: 29300-412-XX
Description: white to off white, round, flat faced, uncoated tablets/debossed 20, U
Lot #: 00000000 Exp:
Batch #: 00000000
Drug Status: RX



(01) 0 0387063 17930 1
(17)
(10) 00000000
(21)

CAUTION: FEDERAL LAW PROHIBITS DISPENSING WITHOUT PRESCRIPTION. SEE PACKAGE INSERT.
KEEP OUT OF REACH OF CHILDREN. STORE AT 20-25C (68-77F) (SEE USP CONTROLLED ROOM TEMP).

Atenolol Tablets, USP 100 mg
NDC: 87063-179-30
S/N:
Qty: 30

Atenolol Tablets, USP 100 mg
NDC: 87063-179-30
S/N:
Qty: 30

Atenolol Tablets, USP 100 mg
NDC: 87063-179-30
S/N:
Qty: 30

Packaged By:



370 Van Ness Ave.
Suite 1403-1406
Torrance, CA 90501

Atenolol Tablets, USP 100 mg
NDC: 87063-179-60

Qty: 60

Manufactured For: Unichem Pharmaceuticals (USA), Inc.
Source NDC: 29300-412-XX
Description: white to off white, round, flat faced, uncoated tablets/debossed 20, U
Lot #: 00000000 Exp:
Batch #: 00000000
Drug Status: RX



(01) 0 0387063 17960 8
(17)
(10) 00000000
(21)

CAUTION: FEDERAL LAW PROHIBITS DISPENSING WITHOUT PRESCRIPTION. SEE PACKAGE INSERT.
KEEP OUT OF REACH OF CHILDREN. STORE AT 20-25C (68-77F) (SEE USP CONTROLLED ROOM TEMP).

Atenolol Tablets, USP 100 mg
NDC: 87063-179-60
S/N:
Qty: 60

Atenolol Tablets, USP 100 mg
NDC: 87063-179-60
S/N:
Qty: 60

Atenolol Tablets, USP 100 mg
NDC: 87063-179-60
S/N:
Qty: 60

Packaged By:



370 Van Ness Ave.
Suite 1403-1406
Torrance, CA 90501

Atenolol Tablets, USP 100 mg
NDC: 87063-179-90

Qty: 90

Manufactured For: Unichem Pharmaceuticals (USA), Inc.
Source NDC: 29300-412-XX
Description: white to off white, round, flat faced, uncoated tablets/debossed 20, U
Lot #: 00000000 Exp:
Batch #: 00000000
Drug Status: RX



(01) 0 0387063 17990 5
(17)
(10) 00000000
(21)

CAUTION: FEDERAL LAW PROHIBITS DISPENSING WITHOUT PRESCRIPTION. SEE PACKAGE INSERT.
KEEP OUT OF REACH OF CHILDREN. STORE AT 20-25C (68-77F) (SEE USP CONTROLLED ROOM TEMP).

Atenolol Tablets, USP 100 mg
NDC: 87063-179-90
S/N:
Qty: 90

Atenolol Tablets, USP 100 mg
NDC: 87063-179-90
S/N:
Qty: 90

Atenolol Tablets, USP 100 mg
NDC: 87063-179-90
S/N:
Qty: 90

Relabeled By:



370 Van Ness Ave.
Suite 1403-1406
Torrance, CA 90501

Atenolol Tablets, USP 100 mg
NDC: 87063-179-01

Qty: 100

Manufactured For: Unichem Pharmaceuticals (USA), Inc.
Source NDC: 29300-412-01
Description: white to off white, round, flat faced, uncoated tablets/debossed 20, U
Lot #: 00000000 Exp:
Batch #: 00000000
Drug Status: RX



(01) 0 0387063 17901 1
(17)
(10) 00000000
(21)

CAUTION: FEDERAL LAW PROHIBITS DISPENSING WITHOUT PRESCRIPTION. SEE PACKAGE INSERT.
KEEP OUT OF REACH OF CHILDREN. STORE AT 20-25C (68-77F) (SEE USP CONTROLLED ROOM TEMP).

Atenolol Tablets, USP 100 mg
NDC: 87063-179-01
S/N:
Qty: 100

Atenolol Tablets, USP 100 mg
NDC: 87063-179-01
S/N:
Qty: 100

Atenolol Tablets, USP 100 mg
NDC: 87063-179-01
S/N:
Qty: 100

ATENOLOL

atenolol tablet

Product Information

Product Type	HUMAN PRESCRIPTION DRUG	Item Code (Source)	NDC:87063-177(NDC:29300-410)
Route of Administration	ORAL		

Active Ingredient/Active Moiety

Ingredient Name	Basis of Strength	Strength
ATENOLOL (UNII: 50VV3VW0T1) (ATENOLOL - UNII:50VV3VW0T1)	ATENOLOL	25 mg

Inactive Ingredients

Ingredient Name		Strength		
MAGNESIUM STEARATE (UNII: 70097M6130)				
MICROCRYSTALLINE CELLULOSE (UNII: OP1R32D61U)				
POVIDONE K30 (UNII: U725QWY32X)				
SILICON DIOXIDE (UNII: ETJ7Z6XBU4)				
SODIUM STARCH GLYCOLATE TYPE A POTATO (UNII: 5856J3G2A2)				
Product Characteristics				
Color	white (White to off white)	Score	no score	
Shape	CAPSULE	Size	7mm	
Flavor		Imprint Code	U;22	
Contains				
Packaging				
#	Item Code	Package Description	Marketing Start Date	Marketing End Date
1	NDC:87063-177-30	30 in 1 BOTTLE; Type 0: Not a Combination Product	05/19/2026	
2	NDC:87063-177-60	60 in 1 BOTTLE; Type 0: Not a Combination Product	05/19/2026	
3	NDC:87063-177-90	90 in 1 BOTTLE; Type 0: Not a Combination Product	05/19/2026	
4	NDC:87063-177-01	100 in 1 BOTTLE; Type 0: Not a Combination Product	05/19/2026	
Marketing Information				
Marketing Category	Application Number or Monograph Citation	Marketing Start Date	Marketing End Date	
ANDA	ANDA213136	11/21/2019		

ATENOLOL

atenolol tablet

Product Information			
Product Type	HUMAN PRESCRIPTION DRUG	Item Code (Source)	NDC:87063-178(NDC:29300-411)
Route of Administration	ORAL		
Active Ingredient/Active Moiety			
Ingredient Name		Basis of Strength	Strength
ATENOLOL (UNII: 50VV3VW0TI) (ATENOLOL - UNII:50VV3VW0TI)		ATENOLOL	50 mg
Inactive Ingredients			
Ingredient Name		Strength	
MAGNESIUM STEARATE (UNII: 70097M6130)			
MICROCRYSTALLINE CELLULOSE (UNII: OP1R32D61U)			
POVIDONE K30 (UNII: U725QWY32X)			
SILICON DIOXIDE (UNII: ETJ7Z6XBU4)			
SODIUM STARCH GLYCOLATE TYPE A POTATO (UNII: 5856J3G2A2)			

Product Characteristics			
Color	white (White to off white)	Score	2 pieces
Shape	ROUND (flat faced bevelled edge)	Size	7mm
Flavor		Imprint Code	U;2;1
Contains			

Packaging				
#	Item Code	Package Description	Marketing Start Date	Marketing End Date
1	NDC:87063-178-30	30 in 1 BOTTLE; Type 0: Not a Combination Product	05/19/2026	
2	NDC:87063-178-60	60 in 1 BOTTLE; Type 0: Not a Combination Product	05/19/2026	
3	NDC:87063-178-90	90 in 1 BOTTLE; Type 0: Not a Combination Product	05/19/2026	
4	NDC:87063-178-01	100 in 1 BOTTLE; Type 0: Not a Combination Product	05/19/2026	

Marketing Information			
Marketing Category	Application Number or Monograph Citation	Marketing Start Date	Marketing End Date
ANDA	ANDA213136	11/21/2019	

ATENOLOL

atenolol tablet

Product Information			
Product Type	HUMAN PRESCRIPTION DRUG	Item Code (Source)	NDC:87063-179(NDC:29300-412)
Route of Administration	ORAL		

Active Ingredient/Active Moiety		
Ingredient Name	Basis of Strength	Strength
ATENOLOL (UNII: 50V3VW0TI) (ATENOLOL - UNII:50V3VW0TI)	ATENOLOL	100 mg

Inactive Ingredients	
Ingredient Name	Strength
MAGNESIUM STEARATE (UNII: 70097M6I30)	
MICROCRYSTALLINE CELLULOSE (UNII: OP1R32D61U)	
POVIDONE K30 (UNII: U725QWY32X)	
SILICON DIOXIDE (UNII: ETJ7Z6XBU4)	
SODIUM STARCH GLYCOLATE TYPE A POTATO (UNII: 5856J3G2A2)	

Product Characteristics			
Color	white (White to off white)	Score	no score
Shape	ROUND (flat faced bevelled edge)	Size	9mm
Flavor		Imprint Code	U;20
Contains			

Packaging

#	Item Code	Package Description	Marketing Start Date	Marketing End Date
1	NDC:87063-179-30	30 in 1 BOTTLE; Type 0: Not a Combination Product	05/19/2026	
2	NDC:87063-179-60	60 in 1 BOTTLE; Type 0: Not a Combination Product	05/19/2026	
3	NDC:87063-179-90	90 in 1 BOTTLE; Type 0: Not a Combination Product	05/19/2026	
4	NDC:87063-179-01	100 in 1 BOTTLE; Type 0: Not a Combination Product	05/19/2026	

Marketing Information

Marketing Category	Application Number or Monograph Citation	Marketing Start Date	Marketing End Date
ANDA	ANDA213136	11/21/2019	

Labeler - ASCLEMED USA INC. (059888437)**Establishment**

Name	Address	ID/FEI	Business Operations
ASCLEMED USA INC. DBA ENOVACHEM		059888437	relabel(87063-177, 87063-178, 87063-179) , repack(87063-177, 87063-178, 87063-179)

Revised: 5/2026

ASCLEMED USA INC.