

AMOXICILLIN- amoxicillin capsule

Cambridge Therapeutics Technologies, LLC

HIGHLIGHTS OF PRESCRIBING INFORMATION

These highlights do not include all the information needed to use AMOXICILLIN Capsules, USP safely and effectively. See full prescribing information for AMOXICILLIN Capsules.

AMOXICILLIN Capsules, USP, for oral administration

Initial U.S. Approval: 1974

RECENT MAJOR CHANGES

Indications and Usage, Gonorrhea (1.5) Removed 9/2015

Dosage and Administration, Gonorrhea (2.1) Removed 9/2015

INDICATIONS AND USAGE

Amoxicillin is a penicillin-class antibacterial indicated for treatment of infections due to susceptible strains of designated microorganisms.

- Infections of the ear, nose, throat, genitourinary tract, skin and skin structure, and lower respiratory tract. (1.1 – 1.5)
- In combination for treatment of *H. pylori* infection and duodenal ulcer disease. (1.5)

To reduce the development of drug-resistant bacteria and maintain the effectiveness of amoxicillin and other antibacterial drugs, amoxicillin should be used only to treat infections that are proven or strongly suspected to be caused by bacteria. (1.6)

DOSAGE AND ADMINISTRATION

- In adults, 750-1750 mg/day in divided doses every 8-12 hours. In Pediatric Patients > 3 Months of Age, 20-45 mg/kg/day in divided doses every 8-12 hours. Refer to full prescribing information for specific dosing regimens. (2.1, 2.2, 2.3)
- The upper dose for neonates and infants ≤ 3 months is 30 mg/kg/day divided every 12 hours. (2.2)
- Dosing for *H. pylori* Infection: Triple therapy: 1 gram amoxicillin, 500 mg clarithromycin, and 30 mg lansoprazole, all given twice daily (every 12 hours) for 14 days. Dual therapy: 1 gram amoxicillin and 30 mg lansoprazole, each given three times daily (every 8 hours) for 14 days. (2.3)
- Reduce the dose in patients with severe renal impairment (GFR <30 mL/min). (2.4)

DOSAGE FORMS AND STRENGTHS

- Capsules: 250 mg, 500 mg (3)

CONTRAINDICATIONS

- History of a serious hypersensitivity reaction (e.g., anaphylaxis or Stevens-Johnson syndrome) to amoxicillin or to other beta-lactams (e.g., penicillins or cephalosporins) (4)

WARNINGS AND PRECAUTIONS

- Anaphylactic reactions: Serious and occasionally fatal anaphylactic reactions have been reported in patients on penicillin therapy. Serious anaphylactic reactions require immediate emergency treatment with supportive measures. (5.1)
- *Clostridium difficile*-associated diarrhea (ranging from mild diarrhea to fatal colitis): Evaluate if diarrhea occurs. (5.2)

ADVERSE REACTIONS

The most common adverse reactions (> 1%) observed in clinical trials of amoxicillin capsules, tablets or oral suspension were diarrhea, rash, vomiting, and nausea. (6.1)

To report SUSPECTED ADVERSE REACTIONS, contact Cambridge Therapeutic Technologies, LLC at 1-844-810-0004 or FDA at 1-800-FDA-1088 or www.fda.gov/medwatch

DRUG INTERACTIONS

- Probenecid decreases renal tubular secretion of amoxicillin which may result in increased blood levels of amoxicillin. (7.1)
- Concomitant use of amoxicillin and oral anticoagulants may increase the prolongation of prothrombin time. (7.2)
- Coadministration with allopurinol increases the risk of rash. (7.3)
- Amoxicillin may reduce the efficacy of oral contraceptives. (7.4)

-----USE IN SPECIFIC POPULATIONS-----

- Pediatric: Modify dose in patients 12 weeks or younger (≤ 3 months). (8.4)

See 17 for PATIENT COUNSELING INFORMATION.

Revised: 12/2016

FULL PRESCRIBING INFORMATION: CONTENTS*

1 INDICATIONS AND USAGE

- 1.1 Infections of the Ear, Nose, and Throat
- 1.2 Infections of the Genitourinary Tract
- 1.3 Infections of the Skin and Skin Structure
- 1.4 Infections of the Lower Respiratory Tract
- 1.5 *Helicobacter pylori* Infection
- 1.6 Usage

2 DOSAGE AND ADMINISTRATION

- 2.1 Dosing for Adult and Pediatric Patients > 3 Months of Age
- 2.2 Dosing in Neonates and Infants Aged ≤ 12 Weeks (≤ 3 Months)
- 2.3 Dosing for *H. pylori* Infection
- 2.4 Dosing in Renal Impairment
- 2.5 Directions for Mixing Oral Suspension

3 DOSAGE FORMS AND STRENGTHS

4 CONTRAINDICATIONS

5 WARNINGS AND PRECAUTIONS

- 5.1 Anaphylactic Reactions
- 5.2 *Clostridium difficile* Associated Diarrhea
- 5.3 Development of Drug-Resistant Bacteria
- 5.4 Use in Patients With Mononucleosis

6 ADVERSE REACTIONS

- 6.1 Clinical Trials Experience
- 6.2 Postmarketing or Other Experience

7 DRUG INTERACTIONS

- 7.1 Probenecid
- 7.2 Oral Anticoagulants
- 7.3 Allopurinol
- 7.4 Oral Contraceptives
- 7.5 Other Antibacterials
- 7.6 Effects on Laboratory Tests

8 USE IN SPECIFIC POPULATIONS

- 8.1 Pregnancy
- 8.2 Labor and Delivery
- 8.3 Nursing Mothers
- 8.4 Pediatric Use
- 8.5 Geriatric Use
- 8.6 Dosing in Renal Impairment

10 OVERDOSAGE

11 DESCRIPTION

12 CLINICAL PHARMACOLOGY

- 12.1 Mechanism of Action
- 12.3 Pharmacokinetics

12.4 Microbiology

13 NONCLINICAL TOXICOLOGY

13.1 Carcinogenesis, Mutagenesis, Impairment of Fertility

14 CLINICAL STUDIES

14.1 *H. pylori* Eradication to Reduce the Risk of Duodenal Ulcer Recurrence

15 REFERENCES

16 HOW SUPPLIED/STORAGE AND HANDLING

17 PATIENT COUNSELING INFORMATION

* Sections or subsections omitted from the full prescribing information are not listed.

FULL PRESCRIBING INFORMATION

1 INDICATIONS AND USAGE

1.1 Infections of the Ear, Nose, and Throat

Amoxicillin is indicated in the treatment of infections due to susceptible (ONLY β -lactamase–negative) isolates of *Streptococcus* species. (α - and β -hemolytic isolates only), *Streptococcus pneumoniae*, *Staphylococcus* spp., or *Haemophilus influenzae*.

1.2 Infections of the Genitourinary Tract

Amoxicillin is indicated in the treatment of infections due to susceptible (ONLY β -lactamase–negative) isolates of *Escherichia coli*, *Proteus mirabilis*, or *Enterococcus faecalis*.

1.3 Infections of the Skin and Skin Structure

Amoxicillin is indicated in the treatment of infections due to susceptible (ONLY β -lactamase–negative) isolates of *Streptococcus* spp. (α - and β -hemolytic isolates only), *Staphylococcus* spp., or *E. coli*.

1.4 Infections of the Lower Respiratory Tract

Amoxicillin is indicated in the treatment of infections due to susceptible (ONLY β -lactamase–negative) isolates of *Streptococcus* spp. (α - and β -hemolytic isolates only), *S. pneumoniae*, *Staphylococcus* spp., or *H. influenzae*.

1.5 *Helicobacter pylori* Infection

Triple therapy for *Helicobacter pylori* with clarithromycin and lansoprazole

Amoxicillin, in combination with clarithromycin plus lansoprazole as triple therapy, is indicated for the treatment of patients with *H. pylori* infection and duodenal ulcer disease (active or 1-year history of a duodenal ulcer) to eradicate *H. pylori*. Eradication of *H. pylori* has been shown to reduce the risk of duodenal ulcer recurrence.

Dual therapy for *H. pylori* with lansoprazole

Amoxicillin, in combination with lansoprazole delayed-release capsules as dual therapy, is indicated for the treatment of patients with *H. pylori* infection and duodenal ulcer disease (active or 1-year history of a duodenal ulcer) **who are either allergic or intolerant to clarithromycin or in whom resistance to clarithromycin is known or suspected.** (See the clarithromycin package insert, MICROBIOLOGY.) Eradication of *H. pylori* has been shown to reduce the risk of duodenal ulcer recurrence.

1.6 Usage

To reduce the development of drug-resistant bacteria and maintain the effectiveness of amoxicillin and other antibacterial drugs, amoxicillin should be used only to treat infections that are proven or strongly suspected to be caused by bacteria. When culture and susceptibility information are available, they should be considered in selecting or modifying antibacterial therapy. In the absence of such data, local epidemiology and susceptibility patterns may contribute to the empiric selection of therapy.

2 DOSAGE AND ADMINISTRATION

2.1 Dosing for Adult and Pediatric Patients > 3 Months of Age

Treatment should be continued for a minimum of 48 to 72 hours beyond the time that the patient becomes asymptomatic or evidence of bacterial eradication has been obtained. It is recommended that there be at least 10 days' treatment for any infection caused by *Streptococcus pyogenes* to prevent the occurrence of acute rheumatic fever. In some infections, therapy may be required for several weeks. It may be necessary to continue clinical and/or bacteriological follow-up for several months after cessation of therapy.

Table 1. Dosing Recommendations for Adult and Pediatric Patients > 3 Months of Age

| Infection | Severity* | Usual Adult Dose | Usual Dose for Children > 3 Months [†] |
|---|---|---|--|
| <ul style="list-style-type: none"> • Ear/Nose/Throat • Skin/Skin Structure • Genitourinary Tract | Mild/Moderate | <ul style="list-style-type: none"> • 500 mg every 12 hours or • 250 mg every 8 hours | <ul style="list-style-type: none"> • 25 mg/kg/day in divided doses • every 12 hours • or • 20 mg/kg/day in divided doses • every 8 hours |
| | Severe | <ul style="list-style-type: none"> • 875 mg every 12 hours or • 500 mg every 8 hours | <ul style="list-style-type: none"> • 45 mg/kg/day in divided doses • every 12 hours • or • 40 mg/kg/day in divided doses • every 8 hours |
| <ul style="list-style-type: none"> • Lower Respiratory • Tract | <ul style="list-style-type: none"> • Mild/Moderate or • Severe | <ul style="list-style-type: none"> • 875 mg every 12 hours or • 500 mg every 8 hours | <ul style="list-style-type: none"> • 45 mg/kg/day in divided doses • every 12 hours or • 40 mg/kg/day in divided doses every 8 hours |

* Dosing for infections caused by bacteria that are intermediate in their susceptibility to amoxicillin should follow the recommendations for severe infections.

[†] The children's dosage is intended for individuals whose weight is less than 40 kg. Children weighing 40 kg or more should be dosed according to the adult recommendations.

2.2 Dosing in Neonates and Infants Aged ≤12 Weeks (≤3 Months)

Treatment should be continued for a minimum of 48 to 72 hours beyond the time that the patient becomes asymptomatic or evidence of bacterial eradication has been obtained. It is recommended that there be at least 10 days' treatment for any infection caused by *Streptococcus pyogenes* to prevent the occurrence of acute rheumatic fever. Due to incompletely developed renal function affecting elimination of amoxicillin in this age group, the recommended upper dose of amoxicillin is 30 mg/kg/day divided every 12 hours. There are currently no dosing recommendations for pediatric patients with impaired renal function.

2.3 Dosing for *H. pylori* Infection

Triple therapy: The recommended adult oral dose is 1 gram amoxicillin, 500 mg clarithromycin, and 30 mg lansoprazole, all given twice daily (every 12 hours) for 14 days.

Dual therapy: The recommended adult oral dose is 1 gram amoxicillin and 30 mg lansoprazole, each given three times daily (every 8 hours) for 14 days.

Please refer to clarithromycin and lansoprazole full prescribing information.

2.4 Dosing in Renal Impairment

- Patients with impaired renal function do not generally require a reduction in dose unless the impairment is severe.
- Severely impaired patients with a glomerular filtration rate of < 30 mL/min. should not receive a 875-mg dose.
- Patients with a glomerular filtration rate of 10 to 30 mL/min should receive 500 mg or 250 mg every 12 hours, depending on the severity of the infection.
- Patients with a glomerular filtration rate less than 10 mL/min should receive 500 mg or 250 mg every 24 hours, depending on severity of the infection.
- Hemodialysis patients should receive 500 mg or 250 mg every 24 hours, depending on severity of the infection.
- They should receive an additional dose both during and at the end of dialysis.

2.5 Directions for Mixing Oral Suspension

Tap bottle until all powder flows freely. Add approximately 1/3 of the total amount of water for reconstitution (see Table 2) and shake vigorously to wet powder. Add remainder of the water and again shake vigorously.

Table 2. Amount of Water for Mixing Oral Suspension

| Strength | Bottle Size | Amount of Water Required for Reconstitution |
|-----------------------------|-------------|---|
| Oral Suspension 125 mg/5 mL | 80 mL | 55 mL |
| | 100 mL | 68 mL |
| | 150 mL | 102 mL |
| Oral Suspension 200 mg/5 mL | 50 mL | 34 mL |
| | 75 mL | 51 mL |
| | 100 mL | 68 mL |

| | | |
|-----------------------------|--------|--------|
| Oral Suspension 250 mg/5 mL | 80 mL | 55 mL |
| | 100 mL | 68 mL |
| | 150 mL | 102 mL |
| | | |
| Oral Suspension 400 mg/5 mL | 50 mL | 34 mL |
| | 75 mL | 51 mL |
| | 100 mL | 68 mL |

After reconstitution, the required amount of suspension should be placed directly on the child's tongue for swallowing. Alternate means of administration are to add the required amount of suspension to formula, milk, fruit juice, water, ginger ale, or cold drinks. These preparations should then be taken immediately.

NOTE: SHAKE ORAL SUSPENSION WELL BEFORE USING. Keep bottle tightly closed. Any unused portion of the reconstituted suspension must be discarded after 14 days. Refrigeration is preferable, but not required.

3 DOSAGE FORMS AND STRENGTHS

Capsules: 250 mg, 500 mg.

Each amoxicillin capsule, with yellow opaque cap and body, contains 250 mg or 500 mg amoxicillin as the trihydrate. The 250 mg capsule is imprinted AMOX 250 on one side and GG 848 on the other side; the 500 mg capsule is imprinted AMOX 500 on one side and GG 849 on the other side.

4 CONTRAINDICATIONS

Amoxicillin is contraindicated in patients who have experienced a serious hypersensitivity reaction (e.g., anaphylaxis or Stevens-Johnson syndrome) to amoxicillin or to other β -lactam antibiotics (e.g., penicillins and cephalosporins).

5 WARNINGS AND PRECAUTIONS

5.1 Anaphylactic Reactions

Serious and occasionally fatal hypersensitivity (anaphylactic) reactions have been reported in patients on penicillin therapy including amoxicillin. Although anaphylaxis is more frequent following parenteral therapy, it has occurred in patients on oral penicillins. These reactions are more likely to occur in individuals with a history of penicillin hypersensitivity and/or a history of sensitivity to multiple allergens.

There have been reports of individuals with a history of penicillin hypersensitivity who have experienced severe reactions when treated with cephalosporins. Before initiating therapy with amoxicillin, careful inquiry should be made regarding previous hypersensitivity reactions to penicillins, cephalosporins, or other allergens. If an allergic reaction occurs, amoxicillin should be discontinued and appropriate therapy instituted.

5.2 *Clostridium difficile* Associated Diarrhea

Clostridium difficile associated diarrhea (CDAD) has been reported with use of nearly all antibacterial agents, including amoxicillin, and may range in severity from mild diarrhea to fatal colitis. Treatment with antibacterial agents alters the normal flora of the colon leading to overgrowth of *C. difficile*.

C. difficile produces toxins A and B which contribute to the development of CDAD. Hypertoxin-producing strains of *C. difficile* cause increased morbidity and mortality, as these infections can be refractory to antimicrobial therapy and may require colectomy. CDAD must be considered in all patients who present with diarrhea following antibacterial use.

Careful medical history is necessary since CDAD has been reported to occur over 2 months after the administration of antibacterial agents.

If CDAD is suspected or confirmed, ongoing antibiotic use not directed against *C. difficile* may need to be discontinued. Appropriate fluid and electrolyte management, protein supplementation, antibiotic treatment of *C. difficile*, and surgical evaluation should be instituted as clinically indicated.

5.3 Development of Drug-Resistant Bacteria

Prescribing amoxicillin in the absence of a proven or strongly suspected bacterial infection is unlikely to provide benefit to the patient, and increases the risk of the development of drug-resistant bacteria.

5.4 Use in Patients With Mononucleosis

A high percentage of patients with mononucleosis who receive amoxicillin develop an erythematous skin rash. Thus amoxicillin should not be administered to patients with mononucleosis.

6 ADVERSE REACTIONS

The following are discussed in more detail in other sections of the labeling:

- Anaphylactic reactions [see Warnings and Precautions (5.1)]
- CDAD [see Warnings and Precautions (5.2)]

6.1 Clinical Trials Experience

Because clinical trials are conducted under widely varying conditions, adverse reaction rates observed in the clinical trials of a drug cannot be directly compared to rates in the clinical trials of another drug and may not reflect the rates observed in practice.

The most common adverse reactions (> 1%) observed in clinical trials of amoxicillin capsules, tablets or oral suspension were diarrhea, rash, vomiting, and nausea.

Triple therapy: The most frequently reported adverse events for patients who received triple therapy (amoxicillin/clarithromycin/ lansoprazole) were diarrhea (7%), headache (6%), and taste perversion (5%).

Dual therapy: The most frequently reported adverse events for patients who received double therapy amoxicillin/lansoprazole were diarrhea (8%) and headache (7%). For more information on adverse reactions with clarithromycin or lansoprazole, refer to the Adverse Reactions section of their package inserts.

6.2 Postmarketing or Other Experience

In addition to adverse events reported from clinical trials, the following events have been identified during postmarketing use of penicillins. Because they are reported voluntarily from a population of unknown size, estimates of frequency cannot be made. These events have been chosen for inclusion due to a combination of their seriousness, frequency of reporting, or potential causal connection to amoxicillin.

- **Infections and Infestations:** Mucocutaneous candidiasis.
- **Gastrointestinal:** Black hairy tongue, and hemorrhagic/pseudomembranous colitis. Onset of pseudomembranous colitis symptoms may occur during or after antibacterial treatment [*see Warnings and Precautions (5.2)*].
- **Hypersensitivity Reactions:** Anaphylaxis [*see Warnings and Precautions (5.1)*]. Serum sickness–like reactions, erythematous maculopapular rashes, erythema multiforme, Stevens-Johnson syndrome, exfoliative dermatitis, toxic epidermal necrolysis, acute generalized exanthematous pustulosis, hypersensitivity vasculitis, and urticaria have been reported.
- **Liver:** A moderate rise in AST and/or ALT has been noted, but the significance of this finding is unknown. Hepatic dysfunction including cholestatic jaundice, hepatic cholestasis and acute cytolytic hepatitis have been reported.
- **Renal:** Crystalluria has been reported [*see Overdosage (10)*].
- **Hemic and Lymphatic Systems:** Anemia, including hemolytic anemia, thrombocytopenia, thrombocytopenic purpura, eosinophilia, leukopenia, and agranulocytosis have been reported. These reactions are usually reversible on discontinuation of therapy and are believed to be hypersensitivity phenomena.
- **Central Nervous System:** Reversible hyperactivity, agitation, anxiety, insomnia, confusion, convulsions, behavioral changes, and/or dizziness have been reported.
- **Miscellaneous:** Tooth discoloration (brown, yellow, or gray staining) has been reported. Most reports occurred in pediatric patients. Discoloration was reduced or eliminated with brushing or dental cleaning in most cases.

7 DRUG INTERACTIONS

7.1 Probenecid

Probenecid decreases the renal tubular secretion of amoxicillin. Concurrent use of amoxicillin and probenecid may result in increased and prolonged blood levels of amoxicillin.

7.2 Oral Anticoagulants

Abnormal prolongation of prothrombin time (increased international normalized ratio [INR]) has been reported in patients receiving amoxicillin and oral anticoagulants. Appropriate monitoring should be undertaken when anticoagulants are prescribed concurrently. Adjustments in the dose of oral anticoagulants may be necessary to maintain the desired level of anticoagulation.

7.3 Allopurinol

The concurrent administration of allopurinol and amoxicillin increases the incidence of rashes in patients receiving both drugs as compared to patients receiving amoxicillin alone. It is not known whether this potentiation of amoxicillin rashes is due to allopurinol or the hyperuricemia present in these patients.

7.4 Oral Contraceptives

Amoxicillin may affect the gut flora, leading to lower estrogen reabsorption and reduced efficacy of combined oral estrogen/progesterone contraceptives.

7.5 Other Antibacterials

Chloramphenicol, macrolides, sulfonamides, and tetracyclines may interfere with the bactericidal effects of penicillin. This has been demonstrated *in vitro*; however, the clinical significance of this interaction is not well documented.

7.6 Effects on Laboratory Tests

High urine concentrations of ampicillin may result in false-positive reactions when testing for the presence of glucose in urine using CLINITEST®, Benedict's Solution, or Fehling's Solution. Since this effect may also occur with amoxicillin, it is recommended that glucose tests based on enzymatic glucose oxidase reactions (such as CLINISTIX®) be used.

Following administration of ampicillin or amoxicillin to pregnant women, a transient decrease in plasma concentration of total conjugated estriol, estriol-glucuronide, conjugated estrone, and estradiol has been noted.

8 USE IN SPECIFIC POPULATIONS

8.1 Pregnancy

Teratogenic Effects: Pregnancy Category B. Reproduction studies have been performed in mice and rats at doses up to 2000 mg/kg (3 and 6 times the 3 g human dose, based on body surface area). There was no evidence of harm to the fetus due to amoxicillin. There are, however, no adequate and well-controlled studies in pregnant women. Because animal reproduction studies are not always predictive of human response, amoxicillin should be used during pregnancy only if clearly needed.

8.2 Labor and Delivery

Oral ampicillin is poorly absorbed during labor. It is not known whether use of amoxicillin in humans during labor or delivery has immediate or delayed adverse effects on the fetus, prolongs the duration of labor, or increases the likelihood of the necessity for an obstetrical intervention.

8.3 Nursing Mothers

Penicillins have been shown to be excreted in human milk. Amoxicillin use by nursing mothers may lead to sensitization of infants. Caution should be exercised when amoxicillin is administered to a nursing woman.

8.4 Pediatric Use

Because of incompletely developed renal function in neonates and young infants, the elimination of amoxicillin may be delayed. Dosing of amoxicillin should be modified in pediatric patients 12 weeks or younger (≤ 3 months). [See Dosage and Administration (2.2).]

8.5 Geriatric Use

An analysis of clinical studies of amoxicillin was conducted to determine whether subjects aged 65 and over respond differently from younger subjects. These analyses have not identified differences in responses between the elderly and younger patients, but a greater sensitivity of some older individuals cannot be ruled out.

This drug is known to be substantially excreted by the kidney, and the risk of toxic reactions to this drug may be greater in patients with impaired renal function. Because elderly patients are more likely to have decreased renal function, care should be taken in dose selection, and it may be useful to monitor renal function.

8.6 Dosing in Renal Impairment

Amoxicillin is primarily eliminated by the kidney and dosage adjustment is usually required in patients with severe renal impairment (GFR < 30 mL/min). See Dosing in Renal Impairment (2.4) for specific recommendations in patients with renal impairment.

10 OVERDOSAGE

In case of overdosage, discontinue medication, treat symptomatically, and institute supportive measures

as required. A prospective study of 51 pediatric patients at a poison-control center suggested that overdosages of less than 250 mg/kg of amoxicillin are not associated with significant clinical symptoms.

Interstitial nephritis resulting in oliguric renal failure has been reported in a small number of patients after overdosage with amoxicillin¹.

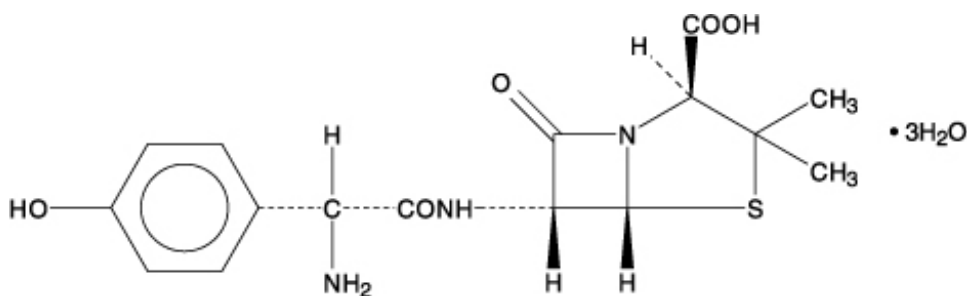
Crystalluria, in some cases leading to renal failure, has also been reported after amoxicillin overdosage in adult and pediatric patients. In case of overdosage, adequate fluid intake and diuresis should be maintained to reduce the risk of amoxicillin crystalluria.

Renal impairment appears to be reversible with cessation of drug administration. High blood levels may occur more readily in patients with impaired renal function because of decreased renal clearance of amoxicillin. Amoxicillin may be removed from circulation by hemodialysis.

11 DESCRIPTION

Formulations of amoxicillin contain amoxicillin, a semisynthetic antibiotic, an analog of ampicillin, with a broad spectrum of bactericidal activity against many Gram-positive and Gram-negative microorganisms.

Chemically, it is (2S,5R,6R)-6-[(R)-(-)-2-amino-2-(p-hydroxyphenyl)acetamido]-3,3-dimethyl-7-oxo-4-thia-1-azabicyclo[3.2.0]heptane-2-carboxylic acid trihydrate. It may be represented structurally as:



The amoxicillin molecular formula is C₁₆H₁₉N₃O₅S • 3H₂O, and the molecular weight is 419.45.

Amoxicillin Capsules, USP:

Each amoxicillin capsule, with yellow opaque cap and body, contains 250 mg or 500 mg amoxicillin as the trihydrate. The 250 mg capsule is imprinted AMOX 250 on one side and GG 848 on the other side; the 500 mg capsule is imprinted AMOX 500 on one side and GG 849 on the other side. Inactive ingredients: Capsule shells - yellow ferric oxide, titanium dioxide, gelatin, black ferric oxide, shellac, propylene glycol, potassium hydroxide and ammonium hydroxide; Capsule contents - cellulose microcrystalline and magnesium stearate.

Meets USP Dissolution Test 2.

12 CLINICAL PHARMACOLOGY

12.1 Mechanism of Action

Amoxicillin is an antibacterial drug. [see Microbiology (12.4)].

12.3 Pharmacokinetics

Absorption: Amoxicillin is stable in the presence of gastric acid and is rapidly absorbed after oral administration. The effect of food on the absorption of amoxicillin from the tablets and suspension of amoxicillin has been partially investigated; 400-mg and 875-mg formulations have been studied only

when administered at the start of a light meal.

Orally administered doses of 250-mg and 500-mg amoxicillin capsules result in average peak blood levels 1 to 2 hours after administration in the range of 3.5 mcg/mL to 5 mcg/mL and 5.5 mcg/mL to 7.5 mcg/mL, respectively.

Mean amoxicillin pharmacokinetic parameters from an open, two-part, single-dose crossover bioequivalence study in 27 adults comparing 875 mg of amoxicillin with 875 mg of amoxicillin and clavulanate potassium showed that the 875-mg tablet of amoxicillin produces an $AUC_{0-\infty}$ of 35.4 ± 8.1 mcg•hr/mL and a C_{max} of 13.8 ± 4.1 mcg/mL. Dosing was at the start of a light meal following an overnight fast.

Orally administered doses of amoxicillin suspension, 125 mg/5 mL and 250 mg/5 mL, result in average peak blood levels 1 to 2 hours after administration in the range of 1.5 mcg/mL to 3 mcg/mL and 3.5 mcg/mL to 5 mcg/mL, respectively.

Oral administration of single doses of 400-mg chewable tablets and 400 mg/5 mL suspension of amoxicillin to 24 adult volunteers yielded comparable pharmacokinetic data:

Table 3. Mean Pharmacokinetic Parameters of Amoxicillin (400 mg chewable tablets and 400 mg/5 mL suspension) in Healthy Adults

| Dose* | $AUC_{0-\infty}$ (mcg•hr/mL) | C_{max} (mcg/mL)† |
|-----------------------------|------------------------------|---------------------------|
| Amoxicillin | Amoxicillin (\pm S.D.) | Amoxicillin (\pm S.D.) |
| 400 mg (5 mL of suspension) | 17.1 (3.1) | 5.92 (1.62) |
| 400 mg (1 chewable tablet) | 17.9 (2.4) | 5.18 (1.64) |

* Administered at the start of a light meal.

† Mean values of 24 normal volunteers. Peak concentrations occurred approximately 1 hour after the dose.

Distribution: Amoxicillin diffuses readily into most body tissues and fluids, with the exception of brain and spinal fluid, except when meninges are inflamed. In blood serum, amoxicillin is approximately 20% protein-bound. Following a 1-gram dose and utilizing a special skin window technique to determine levels of the antibiotic, it was noted that therapeutic levels were found in the interstitial fluid.

Metabolism and Excretion: The half-life of amoxicillin is 61.3 minutes. Approximately 60% of an orally administered dose of amoxicillin is excreted in the urine within 6 to 8 hours. Detectable serum levels are observed up to 8 hours after an orally administered dose of amoxicillin. Since most of the amoxicillin is excreted unchanged in the urine, its excretion can be delayed by concurrent administration of probenecid [see DRUG INTERACTIONS (7.1)].

12.4 Microbiology

Mechanism of Action

Amoxicillin is similar to penicillin in its bactericidal action against susceptible bacteria during the stage of active multiplication. It acts through the inhibition of cell wall biosynthesis that leads to the death of the bacteria.

Mechanism of Resistance

Resistance to amoxicillin is mediated primarily through enzymes called beta-lactamases that cleave the beta-lactam ring of amoxicillin, rendering it inactive.

Amoxicillin has been shown to be active against most isolates of the bacteria listed below, both in vitro

and in clinical infections as described in the INDICATIONS AND USAGE section.

| Gram-Positive Bacteria | Gram-Negative Bacteria |
|---|-------------------------------|
| <i>Enterococcus faecalis</i> | <i>Escherichia coli</i> |
| <i>Staphylococcus</i> spp. | <i>Haemophilus influenzae</i> |
| <i>Streptococcus pneumoniae</i> | <i>Helicobacter pylori</i> |
| <i>Streptococcus</i> spp (alpha and beta-hemolytic) | <i>Proteus mirabilis</i> |

Susceptibility Test Methods

When available, the clinical microbiology laboratory should provide cumulative *in vitro* susceptibility test results for antimicrobial drugs used in local hospitals and practice areas to the physician as periodic reports that describe the susceptibility profile of nosocomial and community-acquired pathogens. These reports should aid the physician in selecting the most effective antimicrobial.

Dilution Techniques: Quantitative methods are used to determine antimicrobial minimum inhibitory concentrations (MICs). These MICs provide estimates of the susceptibility of bacteria to antimicrobial compounds. The MICs should be determined using a standardized test method -(broth or agar)^{2,4}. The MIC values should be interpreted according to the criteria in Table 4.

Diffusion Techniques: Quantitative methods that require measurement of zone diameters can also provide reproducible estimates of the susceptibility of bacteria to antimicrobial compounds^{3,4}. The zone size should be determined using a standardized test method³.

Susceptibility to amoxicillin of *Enterococcus* spp., *Enterobacteriaceae*, and *H. influenzae*, may be inferred by testing ampicillin⁴. Susceptibility to amoxicillin of *Staphylococcus* spp., and beta-hemolytic *Streptococcus* spp., may be inferred by testing penicillin⁴. The majority of isolates of *Enterococcus* spp. that are resistant to ampicillin or amoxicillin produce a TEM-type beta-lactamase. A beta-lactamase test can provide a rapid means of determining resistance to ampicillin and amoxicillin⁴.

Susceptibility to amoxicillin of *Streptococcus pneumoniae* (non-meningitis isolates) may be inferred by testing penicillin or oxacillin⁴. The interpretive criteria for *S. pneumoniae* to amoxicillin are provided in Table 4⁴.

Table 4. Susceptibility Interpretive Criteria for Amoxicillin

| | Minimum Inhibitory Concentration (mcg/mL) | Disk Diffusion (zone diameter in mm) | | | | |
|--|---|--------------------------------------|--------------|-----------|-------------|--------------|
| | | Susceptible | Intermediate | Resistant | Susceptible | Intermediate |
| <i>Streptococcus pneumoniae</i> (non-meningitis isolates)* | ≤2 | 4 | ≥8 | - | - | - |

* *S. pneumoniae* should be tested using a 1-mcg oxacillin disk. Isolates with oxacillin zone sizes of ≥20 mm are susceptible to amoxicillin. An amoxicillin MIC should be determined on isolates of *S. pneumoniae* with oxacillin zone sizes of ≤19 mm⁴.

A report of “Susceptible” indicates the antimicrobial is likely to inhibit growth of the pathogen if the antimicrobial compound reaches a concentration at the infection site necessary to inhibit growth of the

pathogen. A report of “Intermediate” indicates that the result should be considered equivocal, and, if the microorganism is not fully susceptible to alternative, clinically feasible drugs, the test should be repeated. This category implies possible clinical applicability in body sites where the drug is physiologically concentrated. This category also provides a buffer zone that prevents small uncontrolled technical factors from causing major discrepancies in interpretation. A report of “Resistant” indicates the antimicrobial is not likely to inhibit growth of the pathogen if the antimicrobial compound reaches the concentration usually achievable at the infection site; other therapy should be selected.

Susceptibility Testing for *Helicobacter pylori*

Amoxicillin *in vitro* susceptibility testing methods for determining minimum inhibitory concentrations (MICs) and zone sizes have not been standardized, validated, or approved for testing *H. pylori*. Specimens for *H. pylori* and clarithromycin susceptibility test results should be obtained on isolates from patients who fail triple therapy. If clarithromycin resistance is found, a non-clarithromycin-containing regimen should be used.

Quality Control:

Standardized susceptibility test procedures^{2,3,4} require use of laboratory controls to monitor and ensure the accuracy and precision of the supplies and reagents used in the assay, and the techniques of the individuals performing the test control. Standard amoxicillin powder should provide the following range of MIC values provided in Table 5⁴. For the diffusion technique the criteria provided in Table 5 should be achieved.

Table 5. Acceptable Quality Control Ranges for Amoxicillin*

| Quality Control Microorganism | Minimum Inhibitory Concentrations (mcg/mL) | Disc Diffusion Zone Diameter (mm) |
|--|--|-----------------------------------|
| <i>Streptococcus pneumoniae</i> ATCC [†] 49619 | 0.03 to 0.12 | ---- |
| <i>Klebsiella pneumoniae</i> ATCC [†] 700603 | >128 | ---- |

* QC limits for testing *E. coli* 35218 when tested on Haemophilus Test Medium (HTM) are ≥ 256 mcg/mL for amoxicillin; testing amoxicillin may help to determine if the isolate has maintained its ability to produce beta-lactamase⁴.

[†] ATCC = American Type Culture Collection

13 NONCLINICAL TOXICOLOGY

13.1 Carcinogenesis, Mutagenesis, Impairment of Fertility

Long-term studies in animals have not been performed to evaluate carcinogenic potential. Studies to detect mutagenic potential of amoxicillin alone have not been conducted; however, the following information is available from tests on a 4:1 mixture of amoxicillin and clavulanate potassium. Amoxicillin and clavulanate potassium was nonmutagenic in the Ames bacterial mutation assay, and the yeast gene conversion assay. Amoxicillin and clavulanate potassium was weakly positive in the mouse lymphoma assay, but the trend toward increased mutation frequencies in this assay occurred at doses that were also associated with decreased cell survival. Amoxicillin and clavulanate potassium was negative in the mouse micronucleus test and in the dominant lethal assay in mice. Potassium clavulanate alone was tested in the Ames bacterial mutation assay and in the mouse micronucleus test, and was negative in each

of these assays. In a multi-generation reproduction study in rats, no impairment of fertility or other adverse reproductive effects were seen at doses up to 500 mg/kg (approximately 2 times the 3 g human dose based on body surface area).

14 CLINICAL STUDIES

14.1 *H. pylori* Eradication to Reduce the Risk of Duodenal Ulcer Recurrence

Randomized, double-blind clinical studies performed in the United States in patients with *H. pylori* and duodenal ulcer disease (defined as an active ulcer or history of an ulcer within 1 year) evaluated the efficacy of lansoprazole in combination with amoxicillin capsules and clarithromycin tablets as triple 14-day therapy, or in combination with amoxicillin capsules as dual 14-day therapy, for the eradication of *H. pylori*. Based on the results of these studies, the safety and efficacy of 2 different eradication regimens were established: **Triple therapy:** Amoxicillin 1 gram twice daily/clarithromycin 500 mg twice daily/lansoprazole 30 mg twice daily (see Table 6). **Dual therapy:** Amoxicillin 1 gram three times daily/lansoprazole 30 mg three times daily (see Table 7).

All treatments were for 14 days. *H. pylori* eradication was defined as 2 negative tests (culture and histology) at 4 to 6 weeks following the end of treatment. Triple therapy was shown to be more effective than all possible dual therapy combinations. Dual therapy was shown to be more effective than both monotherapies. Eradication of *H. pylori* has been shown to reduce the risk of duodenal ulcer recurrence.

Table 6. *H. pylori* Eradication Rates When Amoxicillin is Administered as Part of a Triple Therapy Regimen

| Study | Triple Therapy | Triple Therapy |
|---------|--|--|
| | Evaluable Analysis* [95% Confidence Interval] (number of patients) | Intent-to-Treat Analysis† [95% Confidence Interval] (number of patients) |
| Study 1 | 92 [80.0 - 97.7] (n = 48) | 86 [73.3 - 93.5] (n = 55) |
| Study 2 | 86 [75.7 - 93.6] (n = 66) | 83 [72.0 - 90.8] (n = 70) |

* This analysis was based on evaluable patients with confirmed duodenal ulcer (active or within 1 year) and *H. pylori* infection at baseline defined as at least 2 of 3 positive endoscopic tests from CLOtest®, histology, and/or culture. Patients were included in the analysis if they completed the study. Additionally, if patients dropped out of the study due to an adverse event related to the study drug, they were included in the analysis as failures of therapy.

† Patients were included in the analysis if they had documented *H. pylori* infection at baseline as defined above and had a confirmed duodenal ulcer (active or within 1 year). All dropouts were included as failures of therapy.

Table 7. *H. pylori* Eradication Rates When Amoxicillin is Administered as Part of a Dual Therapy Regimen

| Study | Dual Therapy | Dual Therapy |
|---------|--|--|
| | Evaluable Analysis ¹ [95% Confidence Interval] (number of patients) | Intent-to-Treat Analysis ² [95% Confidence Interval] (number of patients) |
| Study 1 | 77 | 70 |

| | | |
|---------|---------------------------------|---------------------------------|
| | [62.5 - 87.2] (n = 51) | [56.8 - 81.2] (n = 60) |
| Study 2 | 66 [51.9 - 77.5] (n = 58) | 61 [48.5 - 72.9] (n = 67) |

- 1.This analysis was based on evaluable patients with confirmed duodenal ulcer (active or within 1 year) and *H. pylori* infection at baseline defined as at least 2 of 3 positive endoscopic tests from CLOtest®, histology, and/or culture. Patients were included in the analysis if they completed the study. Additionally, if patients dropped out of the study due to an adverse event related to the study drug, they were included in the analysis as failures of therapy.
- 2.Patients were included in the analysis if they had documented *H. pylori* infection at baseline as defined above and had a confirmed duodenal ulcer (active or within 1 year). All dropouts were included as failures of therapy.

15 REFERENCES

- 1.Swanson-Biearman B, Dean BS, Lopez G, Krenzelok EP. The effects of penicillin and cephalosporin ingestions in children less than six years of age. *Vet Hum Toxicol*. 1988; 30: 66-67.
- 2.Clinical and Laboratory Standards Institute (CLSI). *Methods for Dilution Antimicrobial Susceptibility Tests for Bacteria that Grow Aerobically; Approved Standard – Tenth Edition*. CLSI document M07-A10, Clinical and Laboratory Standards Institute, 950 West Valley Road, Suite 2500, Wayne, Pennsylvania 19087, USA, 2015.
- 3.Clinical and Laboratory Standards Institute (CLSI). *Performance Standards for Antimicrobial Disk Diffusion Susceptibility Tests; Approved Standard – Twelfth Edition*. CLSI document M02-A12, Clinical and Laboratory Standards Institute, 950 West Valley Road, Suite 2500, Wayne, Pennsylvania 19087, USA, 2015.
- 4.Clinical and Laboratory Standards Institute (CLSI). *Performance Standards for Antimicrobial Susceptibility Testing; Twenty-fifth Informational Supplement*, CLSI document M100-S25. CLSI document M100-S25, Clinical and Laboratory Standards Institute, 950 West Valley Road, Suite 2500, Wayne, Pennsylvania 19087, USA, 2015.

16 HOW SUPPLIED/STORAGE AND HANDLING

Amoxicillin Capsules, USP, for oral administration, contain 250 mg or 500 mg amoxicillin as the trihydrate and are supplied as:

250 mg: yellow, opaque, hard gelatin capsules imprinted AMOX 250 on one side and GG 848 on the other side.

NDC 70882-113-30, Package of 30 tablets (3 x 10 unit-of-dose blisters)

500 mg: yellow, opaque, hard gelatin capsules imprinted AMOX 500 on one side and GG 849 on the other side.

NDC 70882-114-20, Package of 20 tablets (2 x 10 unit-of-dose blisters)

Store capsules at 20° to 25°C (68° to 77°F). [See USP Controlled Room Temperature]. Dispense in a tight container.

17 PATIENT COUNSELING INFORMATION

Information for Patients

- Patients should be advised that amoxicillin may be taken every 8 hours or every 12 hours, depending

on the dose prescribed.

- Patients should be counseled that antibacterial drugs, including amoxicillin, should only be used to treat bacterial infections. They do not treat viral infections (e.g., the common cold). When amoxicillin is prescribed to treat a bacterial infection, patients should be told that although it is common to feel better early in the course of therapy, the medication should be taken exactly as directed. Skipping doses or not completing the full course of therapy may: (1) decrease the effectiveness of the immediate treatment, and (2) increase the likelihood that bacteria will develop resistance and will not be treatable by amoxicillin or other antibacterial drugs in the future.
- Patients should be counseled that diarrhea is a common problem caused by antibiotics, and it usually ends when the antibiotic is discontinued. Sometimes after starting treatment with antibiotics, patients can develop watery and bloody stools (with or without stomach cramps and fever) even as late as 2 or more months after having taken their last dose of the antibiotic. If this occurs, patients should contact their physician as soon as possible.
- Patients should be aware that amoxicillin contains a penicillin class drug product that can cause allergic reactions in some individuals.

CLINITEST® is a registered trademark of Miles, Inc.

CLINISTIX® is a registered trademark of Bayer Corporation.

CLOtest® is a registered trademark of Kimberly-Clark Corporation.

11/2016

Manufactured by Sandoz GmbH Austria

Product of Spain

Distributed by Cambridge Therapeutic Technologies, LLC

Teaneck, NJ 07666

Package by Legacy Pharmaceutical Packaging, LLC

Earth City, MO 63045

20542

250 mg Capsule Label

CUSTOMER APPROVAL

ATTENTION: Please proofread carefully. Keystone cannot be held responsible for any typographical errors or omissions either in format or content. By signing this proof you are agreeing to these terms, and authorizing its release into production under these conditions.

THIS PROOF MUST BE SIGNED AND RETURNED

Signature: _____
Date: _____ As is With Corrections



KEYSTONE FOLDING BOX CO.
367 VERONA AVENUE
NEWARK, NJ 07104
(973) 483-1054 • FAX (973) 483-5853

KEEP THIS AND ALL DRUGS OUT OF THE REACH OF CHILDREN.

Manufactured by Sandoz GmbH, Austria for
Cambridge Therapeutic Technologies, LLC Teaneck, NJ 07666
Product of Spain



Distributed by: Cambridge Therapeutic Technologies, LLC
Teaneck, NJ 07666
Packaged by: Legacy Pharmaceutical Packaging, LLC
Earth City, MO 63045

Rx Only
PHARMACIST: Dispense the Medication Guide separately to each patient.
WARNING: Do not use if blisters are torn, broken or missing.
30 Capsules (3 blister cards each containing 10 capsules).



250 mg*

Amoxicillin Capsules, USP

NDC 70882-113-30



*Each capsule contains amoxicillin trihydrate equivalent to 250 mg amoxicillin.
Usual Adult Dosage: Read accompanying insert before use.
Store at 20°-25° C (68°-77° F) (see USP Controlled Room Temperature).
For product inquiries, please call CTT at (844) 810-0004

NDC 70882-113-30

Amoxicillin Capsules, USP

250 mg*



Rx Only
PHARMACIST: Dispense the Medication Guide separately to each patient.
WARNING: Do not use if blisters are torn, broken or missing.
30 Capsules (3 blister cards each containing 10 capsules).

Distributed by: Cambridge Therapeutic Technologies, LLC
Teaneck, NJ 07666
Packaged by: Legacy Pharmaceutical Packaging, LLC
Earth City, MO 63045



Lot: _____
Exp: _____

Amoxicillin Capsules Sandoz 250mg
Cambridge 11/18/2016

| | |
|---|--|
| Colors: | |
| | |
| | |
| | |
| Dose Strength: 250 mg Pantone 2665 C | Drug Category: Anti-Inteictive Pantone 2405 C |
| C 60, M 75, Y 0, K 0 | C 30, M 100, Y 0, K 0 |

NDC 70882-113-30

Amoxicillin

Capsules,

USP

250 mg

Rx only

30 Capsules


500 mg Capsule Label

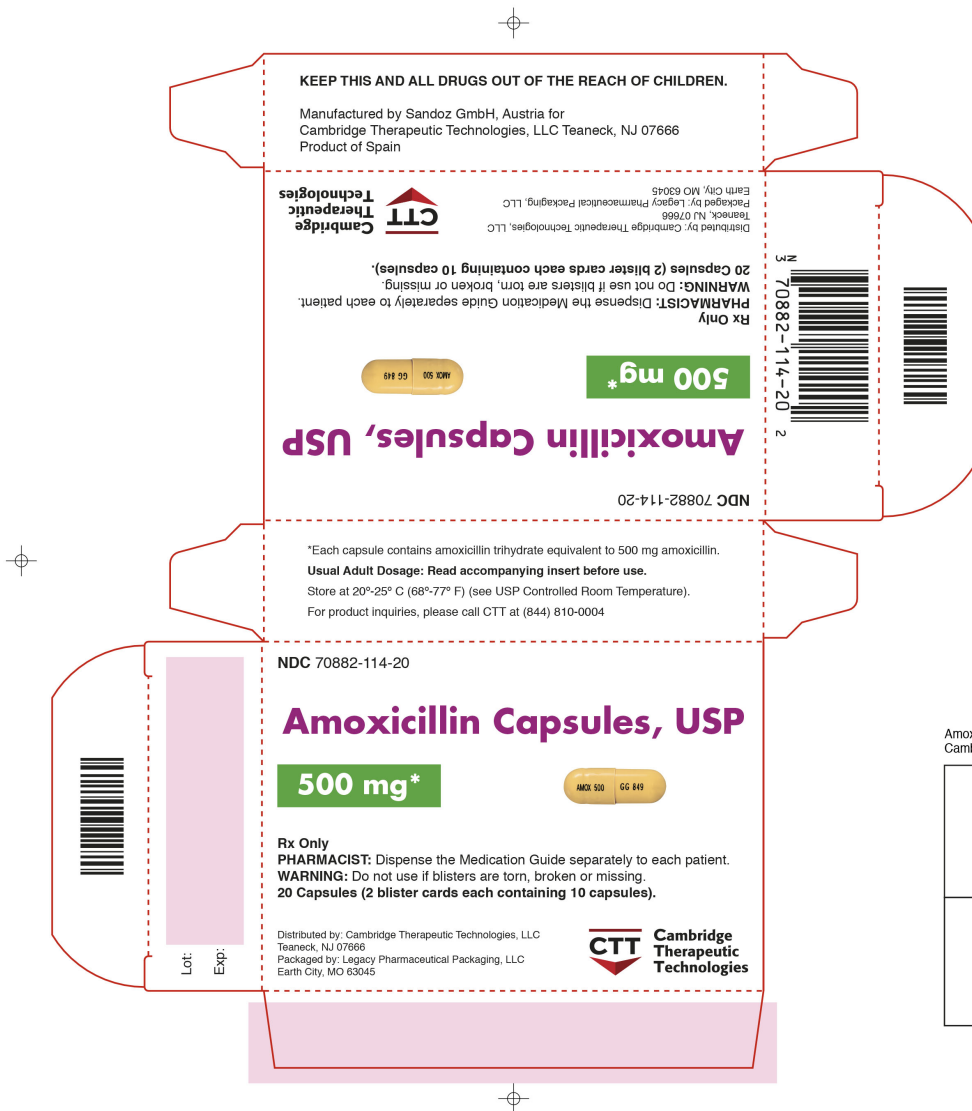
CUSTOMER APPROVAL

ATTENTION: Please proofread carefully. Keystone cannot be held responsible for any typographical errors or omissions either in format or content. By signing this proof you are agreeing to these terms, and authorizing its release into production under these conditions.

THIS PROOF MUST BE SIGNED AND RETURNED






Signature: _____
 Date: _____ As is With Corrections



 **KEYSTONE FOLDING BOX CO.**
 367 VERONA AVENUE
 NEWARK, NJ 07104
 (973) 483-1054 • FAX (973) 483-5853



Amoxicillin Capsules Sandoz 500mg
 Cambridge 11/14/2016

Colors:

| | | | | |
|---|---|---|---|---|
|  |  |  |  |  |
| Black | Cyan | Magenta | Yellow | White True Drop Out |

| | |
|---|---|
| Dose Strength: 500 mg Pantone 361 C | Drug Category: Anti-infective Pantone 2405 C |
|  |  |
| C 75, M 0, Y 100, K 0 | C 30, M 100, Y 0, K 0 |

NDC 70882-114-20
 Amoxicillin
 Capsules,
 USP
 500 mg
 Rx only
 30 Capsules

| | | | |
|--------------------------------|-------------------------|---------------------------|------------------------------|
| AMOXICILLIN | | | |
| amoxicillin capsule | | | |
| Product Information | | | |
| Product Type | HUMAN PRESCRIPTION DRUG | Item Code (Source) | NDC:70882-113(NDC:0781-2020) |
| Route of Administration | ORAL | | |

Active Ingredient/Active Moiety

| Ingredient Name | Basis of Strength | Strength |
|--|-----------------------|----------|
| AMOXICILLIN (UNII: 804826J2HU) (AMOXICILLIN ANHYDROUS - UNII:9EM05410Q9) | AMOXICILLIN ANHYDROUS | 250 mg |

Inactive Ingredients

| Ingredient Name | Strength |
|--|----------|
| FERRIC OXIDE YELLOW (UNII: EX438O2MRT) | |
| TITANIUM DIOXIDE (UNII: 15FIX9V2JP) | |
| GELATIN (UNII: 2G86QN327L) | |
| CELLULOSE, MICROCRYSTALLINE (UNII: OP1R32D61U) | |
| MAGNESIUM STEARATE (UNII: 70097M6B30) | |
| SHELLAC (UNII: 46N107B71O) | |
| ISOPROPYL ALCOHOL (UNII: ND2M416302) | |
| BUTYL ALCOHOL (UNII: 8PJ61P6TS3) | |
| PROPYLENE GLYCOL (UNII: 6DC9Q167V3) | |
| FERROSFERRIC OXIDE (UNII: XM0M87F357) | |
| AMMONIA (UNII: 5138Q19F1X) | |
| POTASSIUM HYDROXIDE (UNII: WZH3C48M4T) | |
| WATER (UNII: 059QF0K00R) | |
| ALCOHOL (UNII: 3K9958V90M) | |

Product Characteristics

| | | | |
|----------|-----------------|--------------|-----------------|
| Color | YELLOW (Opaque) | Score | no score |
| Shape | CAPSULE | Size | 18mm |
| Flavor | | Imprint Code | AMOX;250;GG;848 |
| Contains | | | |

Packaging

| # | Item Code | Package Description | Marketing Start Date | Marketing End Date |
|---|------------------|---|----------------------|--------------------|
| 1 | NDC:70882-113-30 | 30 in 1 BLISTER PACK; Type 0: Not a Combination Product | 09/30/1994 | |

Marketing Information

| Marketing Category | Application Number or Monograph Citation | Marketing Start Date | Marketing End Date |
|--------------------|--|----------------------|--------------------|
| ANDA | ANDA064076 | 09/30/1994 | |

AMOXICILLIN

amoxicillin capsule

Product Information

| | | | |
|-------------------------|-------------------------|--------------------|------------------------------|
| Product Type | HUMAN PRESCRIPTION DRUG | Item Code (Source) | NDC:70882-114(NDC:0781-2613) |
| Route of Administration | ORAL | | |

Active Ingredient/Active Moiety

| Ingredient Name | Basis of Strength | Strength |
|--|-----------------------|----------|
| AMOXICILLIN (UNII: 804826J2HU) (AMOXICILLIN ANHYDROUS - UNII:9EM05410Q9) | AMOXICILLIN ANHYDROUS | 500 mg |

Inactive Ingredients

| Ingredient Name | Strength |
|--|----------|
| FERRIC OXIDE YELLOW (UNII: EX438O2MRT) | |
| TITANIUM DIOXIDE (UNII: 15FIX9V2JP) | |
| GELATIN (UNII: 2G86QN327L) | |
| CELLULOSE, MICROCRYSTALLINE (UNII: OP1R32D61U) | |
| MAGNESIUM STEARATE (UNII: 70097M6I30) | |
| SHELLAC (UNII: 46N107B71O) | |
| ISOPROPYL ALCOHOL (UNII: ND2M416302) | |
| BUTYL ALCOHOL (UNII: 8PJ61P6TS3) | |
| PROPYLENE GLYCOL (UNII: 6DC9Q167V3) | |
| FERROSFERRIC OXIDE (UNII: XM0M87F357) | |
| AMMONIA (UNII: 5138Q19F1X) | |
| POTASSIUM HYDROXIDE (UNII: WZH3C48M4T) | |
| WATER (UNII: 059QF0K00R) | |
| ALCOHOL (UNII: 3K9958V90M) | |

Product Characteristics

| | | | |
|----------|-----------------|--------------|-----------------|
| Color | YELLOW (Opaque) | Score | no score |
| Shape | CAPSULE | Size | 22mm |
| Flavor | | Imprint Code | AMOX;500;GG;849 |
| Contains | | | |

Packaging

| # | Item Code | Package Description | Marketing Start Date | Marketing End Date |
|---|------------------|---|----------------------|--------------------|
| 1 | NDC:70882-114-20 | 20 in 1 BLISTER PACK; Type 0: Not a Combination Product | 09/30/1994 | |

Marketing Information

| Marketing Category | Application Number or Monograph Citation | Marketing Start Date | Marketing End Date |
|--------------------|--|----------------------|--------------------|
| ANDA | ANDA064076 | 09/30/1994 | |

Labeler - Cambridge Therapeutics Technologies, LLC (080072003)