

**CLOBETASOL PROPIONATE- clobetasol propionate lotion**  
**Viona Pharmaceuticals Inc**

-----

**HIGHLIGHTS OF PRESCRIBING INFORMATION**  
**HIGHLIGHTS OF PRESCRIBING INFORMATION**

**These highlights do not include all the information needed to use CLOBETASOL PROPIONATE LOTION safely and effectively. See full prescribing information for CLOBETASOL PROPIONATE LOTION.**

**CLOBETASOL PROPIONATE lotion, 0.05%, for topical use**  
**Initial U.S. Approval: 1985**

----- **INDICATIONS AND USAGE** -----

Clobetasol propionate lotion, 0.05% is a corticosteroid indicated for the relief of the inflammatory and pruritic manifestations of corticosteroid-responsive dermatoses, in patients 18 years of age or older (1.1).

Limitations of Use:

- Do not use on the face, axillae or groin. (1.2)
- Do not use if atrophy is present at the treatment site. (1.2)
- Do not use for rosacea or perioral dermatitis. (1.2)

----- **DOSAGE AND ADMINISTRATION** -----

- Not for oral, ophthalmic, or intravaginal use. (2)
- Clobetasol propionate lotion, 0.05% should be applied directly onto the affected skin areas twice daily and rubbed in gently. (2)
- Clobetasol propionate lotion, 0.05% contains a super-high potent topical corticosteroid; therefore treatment should be limited to 2 weeks. For moderate to severe plaque psoriasis, treatment may be extended for additional 2 weeks for localized lesions (< 10% body surface area) that have not sufficiently improved. (2)
- Total dosage should not exceed 50 g (50 mL or 1.75 fl. oz.) per week. (2)

----- **DOSAGE FORMS AND STRENGTHS** -----

Lotion, 0.05% w/w (3)

----- **CONTRAINDICATIONS** -----

None (4)

----- **WARNINGS AND PRECAUTIONS** -----

Clobetasol propionate is a highly potent topical corticosteroid that has been shown to suppress the hypothalamic-pituitary-adrenal (HPA) axis at the lowest doses tested. (5.1)

Cushing's syndrome, hyperglycemia, and unmasking of latent diabetes mellitus can also result from systemic absorption of topical corticosteroids. (5.1)

Systemic absorption may require periodic evaluation for HPA axis suppression. Modify use if HPA axis suppression develops. (5.1)

Children may be more susceptible to systemic toxicity from use of topical corticosteroids. (5.1, 8.4)

Local adverse reactions with topical corticosteroids may occur more frequently with the use of occlusive dressings and higher potency corticosteroids, including clobetasol propionate. These reactions include: folliculitis, acneiform eruptions, hypopigmentation, perioral dermatitis, allergic contact dermatitis, secondary infection, striae and miliaria. (5.2)

----- **ADVERSE REACTIONS** -----

The most common adverse reactions (incidence > 1%) are skin atrophy, telangiectasia, discomfort skin and skin dry (6.1).

**To report SUSPECTED ADVERSE REACTIONS, contact Viona Pharmaceuticals Inc. at 1-888-304-5011 or FDA at 1-800-FDA-1088 or [www.fda.gov/medwatch](http://www.fda.gov/medwatch).**

**See 17 for PATIENT COUNSELING INFORMATION and FDA-approved patient labeling.**

**Revised: 5/2020**

---

**FULL PRESCRIBING INFORMATION: CONTENTS\***

**1 INDICATIONS AND USAGE**

1.1 Indication

1.2 Limitations of Use

## **2 DOSAGE AND ADMINISTRATION**

## **3 DOSAGE FORMS AND STRENGTHS**

## **4 CONTRAINDICATIONS**

## **5 WARNINGS AND PRECAUTIONS**

- 5.1 Effects on the Endocrine System
- 5.2 Local Adverse Reactions with Topical Corticosteroids
- 5.3 Allergic Contact Dermatitis
- 5.4 Concomitant Skin Infections

## **6 ADVERSE REACTIONS**

- 6.1 Clinical Trials Experience
- 6.2 Postmarketing Experience

## **8 USE IN SPECIFIC POPULATIONS**

- 8.1 Pregnancy
- 8.3 Nursing Mothers
- 8.4 Pediatric Use
- 8.5 Geriatric Use

## **10 OVERDOSAGE**

## **11 DESCRIPTION**

## **12 CLINICAL PHARMACOLOGY**

- 12.1 Mechanism of Action
- 12.2 Pharmacodynamics
- 12.3 Pharmacokinetics

## **13 NONCLINICAL TOXICOLOGY**

- 13.1 Carcinogenesis, Mutagenesis, Impairment of Fertility

## **14 CLINICAL STUDIES**

## **16 HOW SUPPLIED/STORAGE AND HANDLING**

## **17 PATIENT COUNSELING INFORMATION**

\* Sections or subsections omitted from the full prescribing information are not listed.

---

## **FULL PRESCRIBING INFORMATION**

### **1 INDICATIONS AND USAGE**

#### **1.1 Indication**

Clobetasol propionate lotion, 0.05% is a super-high potent topical corticosteroid formulation indicated for the relief of the inflammatory and pruritic manifestations of corticosteroid-responsive dermatoses only in patients 18 years of age or older. Treatment should be limited to 2 consecutive weeks. For moderate to severe plaque psoriasis, treatment may be extended for an additional 2 weeks for localized lesions (less than 10% body surface area) that have not sufficiently improved after the initial 2 week treatment. Any additional benefits of extending treatment should be weighed against the risk of hypothalamic-pituitary-adrenal (HPA) axis suppression before prescribing for more than 2 weeks. The total dosage should not exceed 50 g (50 mL or 1.75 fl. oz) per week.

Patients should be instructed to use clobetasol propionate lotion, 0.05% for the minimum amount of time necessary to achieve the desired results [*see Dosage and Administration (2)*].

Use in patients under 18 years of age is not recommended due to numerically high rates of HPA axis suppression [*see Warnings and Precautions (5.1) and Use in Specific Populations (8.4)*].

#### **1.2 Limitations of Use**

Clobetasol propionate lotion, 0.05% should not be used on the face, axillae, or groin and should not be used if there is atrophy at the treatment site. Clobetasol propionate lotion, 0.05% should not be used in the treatment of rosacea or perioral dermatitis.

## **2 DOSAGE AND ADMINISTRATION**

Clobetasol propionate lotion, 0.05% is for topical use only, and not for ophthalmic, oral or intravaginal use.

Clobetasol propionate lotion, 0.05% should be applied to the affected skin areas twice daily and rubbed in gently and completely.

The total dosage should not exceed 50 g (50 mL or 1.75 fl. oz.) per week because of the potential for the drug to suppress the hypothalamic-pituitary-adrenal (HPA) axis.

Clobetasol propionate lotion, 0.05% contains a topical corticosteroid; therefore treatment should be limited to 2 consecutive weeks for the relief of the inflammatory and pruritic manifestations of corticosteroid-responsive dermatoses and up to 2 additional weeks in localized lesions (less than 10% body surface area) of moderate to severe plaque psoriasis that have not sufficiently improved after the initial 2 weeks of treatment with clobetasol propionate lotion, 0.05%.

Unless directed by physician, clobetasol propionate lotion, 0.05% should not be used with occlusive dressings.

## **3 DOSAGE FORMS AND STRENGTHS**

Lotion, 0.05% w/w. Each gram of clobetasol propionate lotion, 0.05% contains 0.5 mg of clobetasol propionate in a white to off-white opaque lotion.

## **4 CONTRAINDICATIONS**

None

## **5 WARNINGS AND PRECAUTIONS**

### **5.1 Effects on the Endocrine System**

Clobetasol propionate is a highly potent topical corticosteroid that has been shown to suppress the HPA axis at the lowest doses tested.

Systemic absorption of topical corticosteroids has caused reversible adrenal suppression with the potential for clinical glucocorticosteroid insufficiency after withdrawal of treatment. This may occur during treatment or upon withdrawal of the topical corticosteroid.

The effect of clobetasol propionate lotion, 0.05% on HPA axis function was compared to clobetasol propionate cream 0.05% (Temovate E<sup>®</sup> Emollient, 0.05%) in adults in two trials, one for psoriasis and one for atopic dermatitis. In total, 8 of 10 evaluable subjects with moderate to severe plaque psoriasis experienced adrenal suppression following 4 weeks of clobetasol propionate lotion, 0.05% therapy (treatment beyond 4 consecutive weeks is not recommended in moderate to severe plaque psoriasis). In follow-up testing, 1 of 2 subjects remained suppressed after 8 days. In this comparative trial, for clobetasol propionate cream, 0.05% there were 3 of 10 evaluable subjects with HPA axis suppression.

Furthermore, 5 of 9 evaluable subjects with moderate to severe atopic dermatitis experienced adrenal suppression following 2 weeks of clobetasol propionate lotion, 0.05% therapy (treatment beyond 2 consecutive weeks is not recommended in moderate to severe atopic dermatitis). Of the 3 subjects that had follow-up testing, one subjects failed to recover adrenal function 7 days post-treatment. For

subjects treated with clobetasol propionate cream, 0.05%, 4 of 9 evaluable subjects experienced adrenal suppression following 2 weeks of treatment. Of the 2 subjects that had follow-up testing, both recovered adrenal function 7 days post-treatment. The proportion of subjects suppressed may be underestimated because the adrenal glands were stimulated weekly with cosyntropin in these trials.

Because of the potential for systemic absorption, use of topical corticosteroids may require that patients be periodically evaluated for HPA axis suppression. Factors that predispose a patient using a topical corticosteroid to HPA axis suppression include the use of more potent steroids, use over large surface areas, use over prolonged periods, use under occlusion, use on an altered skin barrier, and use in patients with liver failure.

An adrenocorticotrophic hormone (ACTH) stimulation test may be helpful in evaluating patients for HPA axis suppression. If HPA axis suppression is documented, an attempt should be made to gradually withdraw the drug, to reduce the frequency of application, or to substitute a less potent steroid.

Manifestations of adrenal insufficiency may require supplemental systemic corticosteroids. Recovery of HPA axis function is generally prompt and complete upon discontinuation of topical corticosteroids.

Cushing's syndrome, hyperglycemia, and unmasking of latent diabetes mellitus can also result from systemic absorption of topical corticosteroids.

Use of more than one corticosteroid-containing product at the same time may increase the total systemic exposure.

Pediatric patients may be more susceptible to systemic toxicity from use of topical corticosteroids. Use in patients under 18 years of age is not recommended due to numerically high rates of HPA axis suppression [see *Use in Specific Populations (8.4)*]

## **5.2 Local Adverse Reactions with Topical Corticosteroids**

Local adverse reactions may occur more frequently with the use of occlusive dressings and higher potency corticosteroids, including clobetasol propionate. These reactions are listed in an approximate decreasing order of occurrence: folliculitis, acneiform eruptions, hypopigmentation, perioral dermatitis, allergic contact dermatitis, secondary infection, striae, miliaria, skin atrophy and telangiectasia. Some local adverse reactions may be irreversible. Clobetasol propionate is not recommended in patients with acne vulgaris, rosacea or perioral dermatitis.

## **5.3 Allergic Contact Dermatitis**

Allergic contact dermatitis to any component of topical corticosteroids is usually diagnosed by a failure to heal rather than a clinical exacerbation. Clinical diagnosis of allergic contact dermatitis can be confirmed by patch testing.

## **5.4 Concomitant Skin Infections**

In the presence of dermatologic infections, the use of an appropriate antifungal or antibacterial agent should be instituted. If a favorable response does not occur promptly, use of clobetasol propionate lotion, 0.05% should be discontinued until the infection has been adequately controlled.

# **6 ADVERSE REACTIONS**

## **6.1 Clinical Trials Experience**

Because clinical trials are conducted under widely varying conditions, adverse reaction rates observed in the clinical trials of a drug cannot be directly compared to rates in the clinical trials of another drug and may not reflect the rates observed in practice.

In controlled, clinical trials with clobetasol propionate lotion, 0.05%, the following adverse reactions have been reported: burning/stinging, skin dryness, irritation, erythema, folliculitis, pruritus, skin

atrophy, and telangiectasia. The pooled incidence of local adverse reactions in trials for psoriasis and atopic dermatitis with clobetasol propionate lotion, 0.05% at 1% or greater was:

**Table 1: Adverse Reactions with Incidence  $\geq$  1% in Clinical Trials**

<b>Adverse Reaction</b>	<b>Incidence</b>
Skin Atrophy	4.2%
Telangiectasia	3.2%
Discomfort Skin	1.3%
Skin Dry	1%

Most local adverse events were rated as mild to moderate and they are not affected by age, race or gender.

Systemic absorption of topical corticosteroids has produced hypothalamic-pituitary-adrenal (HPA) axis suppression, manifestations of Cushing's syndrome, hyperglycemia, and glucosuria in some patients.

## 6.2 Postmarketing Experience

Because these reactions are reported voluntarily from a population of uncertain size, it is not always possible to reliably estimate their frequency or establish a causal relationship to drug exposure.

The following adverse reactions have been identified during post-approval use of clobetasol propionate lotion, 0.05%.

- *Endocrine disorders:* Cushing's syndrome, Adrenal suppression
- *Skin:* Rash, Pain of skin, Skin exfoliation, Skin chapped, Scaling, Induration/papulation, Lichenification.
- *Other:* Psoriasis (aggravation), Plaque elevation, Excoriation.

## 8 USE IN SPECIFIC POPULATIONS

### 8.1 Pregnancy

#### Teratogenic Effects: Pregnancy Category C:

There are no adequate and well-controlled studies in pregnant women. Therefore, clobetasol propionate lotion, 0.05% should be used during pregnancy only if the potential benefit justifies the potential risk to the fetus.

Corticosteroids have been shown to be teratogenic in laboratory animals when administered systemically at relatively low dosage levels. Some corticosteroids have been shown to be teratogenic after dermal application to laboratory animals.

Clobetasol propionate is absorbed percutaneously, and when administered subcutaneously it was a significant teratogen in both the rabbit and the mouse.

Clobetasol propionate has greater teratogenic potential than steroids that are less potent.

The effect of clobetasol propionate on pregnancy outcome and development of offspring was studied in the rat. Clobetasol propionate was administered subcutaneously to female rats twice daily (0, 12.5, 25, and 50 mcg/kg/day) from day 7 of presumed gestation through day 25 of lactation or day 24 presumed gestation for those rats that did not deliver a litter. The maternal no-observed-effect level (NOEL) for clobetasol propionate was less than 12.5 mcg/kg/day due to reduced body weight gain and feed consumption during the gestation period. The reproductive NOEL in the dams was 25 mcg/kg/day (ratio of animal dose to proposed human dose of 0.07 on a mg/m<sup>2</sup>/day basis) based on prolonged delivery at a higher dose level. The no-observed-adverse-effect-level (NOAEL) for viability and growth in the offspring was 12.5 mcg/kg/day (ratio of animal dose to proposed human dose of 0.03 on a mg/m<sup>2</sup>/day

basis) based on incidence of stillbirths, reductions in pup body weights on days 1 and 7 of lactation, increased pup mortality, increases in the incidence of umbilical hernia, and increases in the incidence of pups with cysts on the kidney at higher dose levels during the preweaning period. The weights of the epididymides and testes were significantly reduced at higher dosages. Despite these changes, there were no effects on the mating and fertility of the offspring.

### **8.3 Nursing Mothers**

Systemically administered corticosteroids appear in human milk and could suppress growth, interfere with endogenous corticosteroid production, or cause other untoward effects. It is not known whether topical administration of corticosteroids could result in sufficient systemic absorption to produce detectable quantities in breast milk. Because many drugs are excreted in human milk, caution should be exercised when clobetasol propionate lotion, 0.05% is administered to a nursing woman.

### **8.4 Pediatric Use**

Use of clobetasol propionate lotion, 0.05% in pediatric patients is not recommended due to the potential for HPA axis suppression [see *Warnings and Precautions* (5.1)].

The HPA axis suppression potential of clobetasol propionate lotion, 0.05% has been studied in adolescents (12 to 17 years of age) with moderate to severe atopic dermatitis covering a minimum of 20% of the total body surface area. In total 14 subjects were evaluated for HPA axis function. Subjects were treated twice daily for 2 weeks with clobetasol propionate lotion, 0.05%. After 2 weeks of treatment, 9 out of 14 of the subjects experienced adrenal suppression. One out of 4 subjects treated with clobetasol propionate lotion, 0.05% who were retested remained suppressed two weeks post-treatment. In comparison, 2 of 10 subjects treated with clobetasol propionate cream, 0.05% demonstrated HPA axis suppression. One subject who was retested recovered.

None of the subjects who developed HPA axis suppression had concomitant clinical signs of adrenal suppression and none of them was discontinued from the study for reasons related to the safety or tolerability of clobetasol propionate lotion, 0.05%. However patients with acute illness or injury may have increased morbidity and mortality with intermittent HPA axis suppression.

Because of higher ratio of skin surface area to body mass, pediatric patients are at a greater risk than adults of HPA axis suppression and Cushing's syndrome when they are treated with topical corticosteroids. They are therefore also at greater risk of glucocorticosteroid insufficiency during and/or after withdrawal of treatment. Adverse effects including striae have been reported with inappropriate use of topical corticosteroids in infants and children.

HPA axis suppression, Cushing's syndrome, linear growth retardation, delayed weight gain, and intracranial hypertension have been reported in children receiving topical corticosteroids. Manifestations of adrenal suppression in children include low plasma cortisol levels and absence of response to ACTH stimulation. Manifestations of intracranial hypertension include bulging fontanelles, headaches, and bilateral papilledema.

### **8.5 Geriatric Use**

Clinical studies of clobetasol propionate lotion, 0.05% did not include sufficient numbers of subjects aged 65 and over to adequately determine whether they respond differently than younger subjects. In general, dose selection for an elderly patient should be made with caution, usually starting at the low end of the dosing range, reflecting the greater frequency of decreased hepatic, renal or cardiac function, and of concomitant disease or other drug therapy.

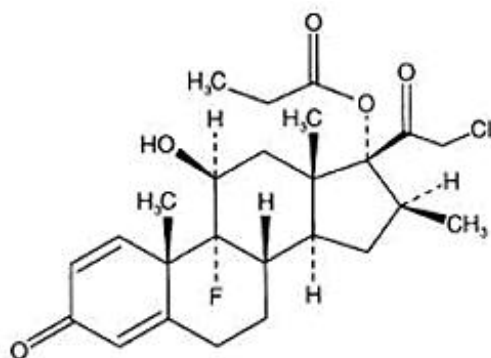
## **10 OVERDOSAGE**

Topically applied clobetasol propionate lotion, 0.05% can be absorbed in sufficient amount to produce systemic effects [see *Warnings and Precautions* (5.1)].

## 11 DESCRIPTION

Clobetasol propionate lotion, 0.05% contains clobetasol propionate, a synthetic fluorinated corticosteroid, for topical use. The corticosteroids constitute a class of primarily synthetic steroids used topically as anti-inflammatory and antipruritic agents. Clobetasol propionate is 21-chloro-9-fluoro-11 $\beta$ ,17-dihydroxy-16 $\beta$ -methylpregna-1,4-diene-3,20-dione 17-propionate, with the empirical formula C<sub>25</sub>H<sub>32</sub>ClFO<sub>5</sub>, and a molecular weight of 466.97 (CAS Registry Number 25122-46-7).

The following is the chemical structure:



Clobetasol propionate

Clobetasol propionate, USP is a white to cream crystalline powder. It is soluble in acetone, in dimethyl sulfoxide, in chloroform, in methanol, and in dioxane; sparingly soluble in ethanol; slightly soluble in benzene and in diethyl ether; practically insoluble in water.

Each gram of clobetasol propionate lotion, 0.05% contains 0.5 mg of clobetasol propionate, in a vehicle base contains following inactive ingredients: cetostearyl alcohol, glycerol monostearate and polyethylene glycol-75 palmitostearate, glyceryl stearate/polyethylene glycol-100 stearate, mineral oil, polyoxyethylene glycol 300 isostearate, propylene glycol and purified water.

## 12 CLINICAL PHARMACOLOGY

### 12.1 Mechanism of Action

Like other topical corticosteroids clobetasol propionate lotion, 0.05% has anti-inflammatory, antipruritic, and vasoconstrictive properties. The mechanism of the anti-inflammatory activity of the topical steroids in general is unclear. However, corticosteroids are thought to act by induction of phospholipase A<sub>2</sub> inhibitory proteins, collectively called lipocortins. It is postulated that these proteins control the biosynthesis of potent mediators of inflammation such as prostaglandins and leukotrienes by inhibiting the release of their common precursor, arachidonic acid. Arachidonic acid is released from membrane phospholipids by phospholipase A<sub>2</sub>.

### 12.2 Pharmacodynamics

#### Vasoconstrictor Assay

Clobetasol propionate lotion, 0.05% is in the super-high range of potency as demonstrated in vasoconstrictor studies in healthy subjects when compared with other topical corticosteroids. However, similar blanching scores do not necessarily imply therapeutic equivalence.

#### Hypothalamic-Pituitary-Adrenal (HPA) Axis Suppression

In studies evaluating the potential for hypothalamic-pituitary-adrenal (HPA) axis suppression,

clobetasol propionate lotion, 0.05% demonstrated rates of suppression that were numerically higher than those of a clobetasol propionate 0.05% cream (Temovate E<sup>®</sup> Emollient, 0.05%), [see *Warnings and Precautions (5.1) and Use in Specific Population (8.4)*].

### 12.3 Pharmacokinetics

The extent of percutaneous absorption of topical corticosteroids is determined by many factors, including the vehicle, the integrity of the epidermal barrier and occlusion.

Topical corticosteroids can be absorbed from normal intact skin. Inflammation and other disease processes in the skin may increase percutaneous absorption.

There are no human data regarding the distribution of corticosteroids to body organs following topical application. Nevertheless, once absorbed through the skin, topical corticosteroids are handled through metabolic pathways similar to systemically administered corticosteroids. They are metabolized, primarily in the liver, and are then excreted by the kidneys. In addition, some corticosteroids and their metabolites are also excreted in the bile.

## 13 NONCLINICAL TOXICOLOGY

### 13.1 Carcinogenesis, Mutagenesis, Impairment of Fertility

Clobetasol propionate was not carcinogenic to rats when topically applied for 2 years at concentrations up to 0.005% which corresponded to doses up to 11 mcg/kg/day (ratio of animal dose to proposed human dose of 0.03 on a mg/m<sup>2</sup>/day basis).

Clobetasol propionate at concentrations up to 0.001% did not increase the rate of formation of ultra violet light-induced skin tumors when topically applied to hairless mice 5 days per week for a period of 40 weeks.

Clobetasol propionate was negative in the *in vitro* mammalian chromosomal aberration test and in the *in vivo* mammalian erythrocyte micronucleus test.

The effect of subcutaneously administered clobetasol propionate on fertility and general reproductive toxicity was studied in rats at doses of 0, 12.5, 25, and 50 mcg/kg/day. Males were treated beginning 70 days before mating and females beginning 15 days before mating through day 7 of gestation. A dosage level of less than 12.5 mcg/kg/day clobetasol propionate was considered to be the no-observed-effect-level (NOEL) for paternal and maternal general toxicity based on decreased weight gain and for male reproductive toxicity based on increased weights of the seminal vesicles. The female reproductive NOEL was 12.5 mcg/kg/day (ratio of animal dose to proposed human dose of 0.03 on a mg/m<sup>2</sup>/day basis) based on reduction in the numbers of estrous cycles during the pre-cohabitation period and an increase in the number of nonviable embryos at higher doses.

## 14 CLINICAL STUDIES

The efficacy of clobetasol propionate lotion, 0.05% in psoriasis and atopic dermatitis has been demonstrated in two adequate and well-controlled clinical trials. The first trial was conducted in subjects with moderate to severe plaque psoriasis. Subjects were treated twice daily for 4 weeks with either clobetasol propionate lotion, 0.05% or vehicle lotion. Trial results demonstrated that the efficacy of clobetasol propionate lotion, 0.05% in treating moderate to severe plaque psoriasis was superior to that of vehicle.

At the end of treatment (4 weeks), 30 of 82 subjects (36.6%) treated with clobetasol propionate lotion, 0.05% compared with 0 of 29 (0%) treated with vehicle achieved success. Success was defined as a score of none or very mild (no or very slight clinical signs or symptoms of erythema, plaque elevation, or scaling) on the Global Severity scale of psoriasis.

The second trial was conducted in subjects with moderate to severe atopic dermatitis. Subjects were



treated twice daily for 2 weeks with either clobetasol propionate lotion, 0.05% or vehicle lotion. Trial results demonstrated that the efficacy of clobetasol propionate lotion, 0.05% in treating moderate to severe atopic dermatitis was superior to that of vehicle.

At the end of treatment (2 weeks), 41 of 96 subjects (42.7%) treated with clobetasol propionate lotion, 0.05% compared with 4 of 33 (12.1%) treated with vehicle achieved success. Success was defined as a score of none or very mild (no or very slight clinical signs or symptoms of erythema, induration/papulation, oozing/crusting, or pruritus) on the Global Severity scale of atopic dermatitis.

## **16 HOW SUPPLIED/STORAGE AND HANDLING**

Clobetasol Propionate Lotion, 0.05% is a white to off-white opaque lotion supplied in the following sizes:

2 fl.oz./59 mL, NDC 72578-085-01 high density polyethylene bottles.

4 fl.oz./118 mL, NDC 72578-085-02 high density polyethylene bottles.

Store at USP controlled room temperature 68°F to 77°F (20°C to 25°C), with excursions permitted between 59°F and 86°F (15°C to 30°C). Protect from freezing.

## **17 PATIENT COUNSELING INFORMATION**

See FDA-approved patient labeling (Patient Information)

### **Information for Patients**

Inform the patient using topical corticosteroids to adhere to the following instructions:

- This medication is to be used as directed by the physician and should not be used longer than the prescribed time period.
- This medication should not be used for any disorder other than that for which it was prescribed.
- Do not use other corticosteroid-containing products while using clobetasol propionate lotion, 0.05%.
- The treated skin area should not be bandaged, otherwise covered, or wrapped so as to be occlusive unless directed by the physician.
- Patients should wash their hands after applying the medication.
- Patients should report any signs of local or systemic adverse reactions to the physician.
- Patients should inform their physicians that they are using clobetasol propionate lotion, 0.05% if surgery is contemplated.
- This medication is for external use only. It should not be used on the face, underarms, or groin area, and avoid contact with the eyes and lips.
- As with other corticosteroids, therapy should be discontinued when control is achieved. If no improvement is seen within 2 weeks, contact the physician.
- Patients should be informed to not use more than 50 g (50 mL or 1.75 fl. oz.) per week of clobetasol propionate lotion, 0.05%.

Trademarks are the property of their respective owners.

### **Manufactured by:**

Cadila Healthcare Ltd.

Changodar, Ahmedabad, India

### **Distributed by:**

Viona Pharmaceuticals Inc.

Cranford, NJ 07016

Rev.: 12/19

## **PATIENT INFORMATION**

### **Clobetasol Propionate (kloe bay' ta sol proe' pee oh nate) Lotion**

**Important:** For use on skin only. Do not get clobetasol propionate lotion near or in your eyes, mouth or vagina.

Read the Patient Information that comes with clobetasol propionate lotion before you start using it and each time you get a refill. There may be new information. This information does not take the place of talking with your doctor about your medical condition or your treatment.

#### **What is clobetasol propionate lotion?**

Clobetasol propionate lotion is a prescription corticosteroid medicine used to reduce the swelling (inflammation) and itching caused by certain skin conditions called corticosteroid-responsive dermatoses, including atopic dermatitis and psoriasis, in people 18 years of age and older. Clobetasol propionate lotion is for use on the skin only (topical).

- Clobetasol propionate lotion should only be used for the shortest amount of time needed to treat your skin condition.
- Clobetasol propionate lotion should not be used for more than 2 weeks in a row unless your doctor tells you to use it for a longer time.
- You should not apply more than 50 mL (1.75 fluid ounces) of clobetasol propionate lotion to your skin in 1 week.

#### **You should not use clobetasol propionate lotion:**

- on your face, underarms (armpits), or groin areas
- if you have thinning of the skin (atrophy) at the treatment site
- to treat rosacea or a rash around your mouth (perioral dermatitis)

Clobetasol propionate lotion should not be used in children under 18 years of age.

#### **What should I tell my doctor before using clobetasol propionate lotion?**

##### **Before you use clobetasol propionate lotion, tell your doctor if you:**

- have a skin infection. You may need medicine to treat the skin infection before you use clobetasol propionate lotion.
- have any open sores or cuts on your skin
- plan to have surgery
- have any other medical conditions
- are pregnant or plan to become pregnant. It is not known if clobetasol propionate lotion can harm your unborn baby.
- are breast-feeding or plan to breast-feed. It is not known if clobetasol propionate lotion passes into your breast milk. Talk to your doctor about the best way to feed your baby if you use clobetasol propionate lotion.

**Tell your doctor about all the medicines you take**, including prescription and non-prescription medicines, vitamins, and herbal supplements. Especially tell your doctor if you take other corticosteroid medicines by mouth or use other products on your skin that contain corticosteroids. You should not use other products that contain corticosteroids while you are using clobetasol propionate lotion. Ask your doctor or pharmacist if you are not sure.

Know the medicines you take. Keep a list of them to show your doctor and pharmacist when you get a new medicine.

## **How should I use clobetasol propionate lotion?**

- Use clobetasol propionate lotion exactly as your doctor tells you to use it.
- Your doctor should tell you how much clobetasol propionate lotion to use and where to apply it.
- Clobetasol propionate lotion is for skin use only (topical).
- You should not use clobetasol propionate lotion on your face, underarms or groin. Avoid getting clobetasol propionate lotion in your eyes or on your lips.
- Apply clobetasol propionate lotion 2 times each day.
- Apply only enough clobetasol propionate lotion to cover your affected skin areas.

## **To apply clobetasol propionate lotion:**

- Turn the bottle of clobetasol propionate lotion upside down.
- Apply clobetasol propionate lotion onto your fingertips or directly on your affected skin area.
- Rub clobetasol propionate lotion into your affected skin area gently and completely.
- Repeat these steps to apply clobetasol propionate lotion to all affected skin areas as your doctor tells you.
- Wash your hands after applying clobetasol propionate lotion.
- Do not bandage, cover or wrap your treated areas unless your doctor tells you to.
- Tell your doctor if your skin condition is not getting better after using clobetasol propionate lotion for 2 weeks in a row. Do not use clobetasol propionate lotion for more than 2 weeks unless your doctor tells you to.

## **What are the possible side effects of clobetasol propionate lotion?**

**Clobetasol propionate lotion can pass through your skin.** Too much clobetasol propionate lotion passing through your skin can cause your adrenal glands to stop working. Your doctor may do blood tests to check how well your adrenal glands are working.

## **The most common side effects of clobetasol propionate lotion include:**

- burning, stinging, itching, redness, irritation and dry skin
- thinning of the skin
- widening of small blood vessels in the skin
- skin discomfort at the site of application

If you go to another doctor for illness, injury or surgery tell your doctor that you are using clobetasol propionate lotion.

Tell your doctor if you have any side effect that bothers you or that does not go away.

These are not all the possible side effects of clobetasol propionate lotion. For more information, ask your doctor or pharmacist.

Call your doctor for medical advice about side effects. You may report side effects to Viona Pharmaceuticals Inc. at 1-888-304-5011 or FDA at 1-800-FDA-1088.

## **How should I store clobetasol propionate lotion?**

- Store clobetasol propionate lotion at room temperature between 68°F to 77°F (20°C to 25°C).
- Do not freeze clobetasol propionate lotion.

**Keep clobetasol propionate lotion and all medicines out of reach of children.**

## **General information about clobetasol propionate lotion.**

Medicines are sometimes prescribed for purposes other than those listed in a Patient Information leaflet. Do not use clobetasol propionate lotion for a condition for which it was not prescribed. Do not give clobetasol propionate lotion to other people, even if they have the same symptoms that you have. It may harm them.

This Patient Information leaflet summarizes the most important information about clobetasol propionate lotion. If you would like more information, talk with your doctor. You can ask your pharmacist or doctor for information about clobetasol propionate lotion that is written for health professionals.

**What are the ingredients in clobetasol propionate lotion?**

Active ingredient: clobetasol propionate, USP

Inactive ingredients: cetostearyl alcohol, glycerol monostearate and polyethylene glycol-75 palmitostearate, glyceryl stearate/polyethylene glycol-100 stearate, mineral oil, polyoxyethylene glycol 300 isostearate, propylene glycol and purified water.

This Patient Information has been approved by the U.S. Food and Drug Administration.

**Manufactured by:**

Cadila Healthcare Ltd.

Changodar, Ahmedabad, India

**Distributed by:**

Viona Pharmaceuticals Inc.

Cranford, NJ 07016

Rev.: 12/19

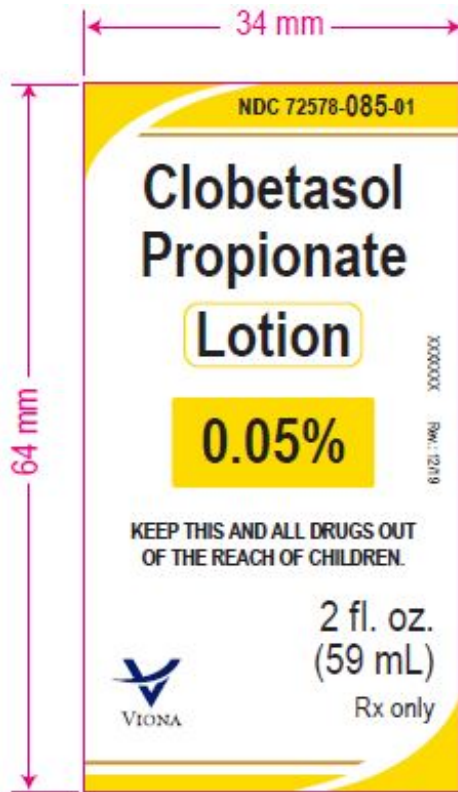
**PACKAGE LABEL.PRINCIPAL DISPLAY PANEL**

NDC 72578-085-01

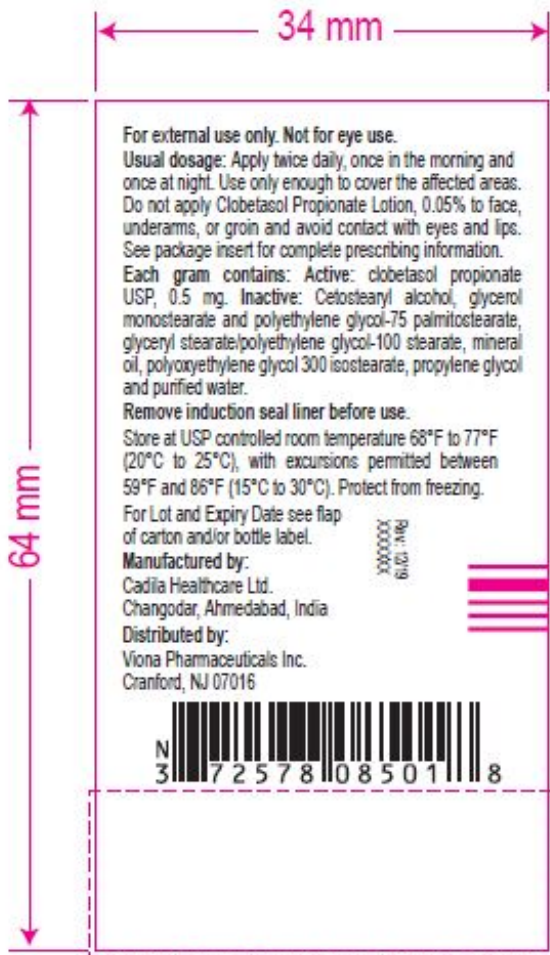
Clobetasol Propionate Lotion, 0.05%

Rx only

59 mL



Front Label



Back Label



## CLOBETASOL PROPIONATE

clobetazol propionate lotion

### Product Information

<b>Product Type</b>	HUMAN PRESCRIPTION DRUG	<b>Item Code (Source)</b>	NDC:72578-085
<b>Route of Administration</b>	TOPICAL		

### Active Ingredient/Active Moiety

Ingredient Name	Basis of Strength	Strength
CLOBETASOL PROPIONATE (UNII: 779619577M) (CLOBETASOL - UNII:ADN79D536H)	CLOBETASOL PROPIONATE	0.05 g in 100 mL

### Inactive Ingredients

Ingredient Name	Strength
-----------------	----------

CETOSTEARYL ALCOHOL (UNII: 2DMT128M1S)	
GLYCERYL MONOSTEARATE (UNII: 230OU9XXE4)	
PEG-100 STEARATE (UNII: YD01N1999R)	
GLYCERYL STEARATE/PEG-100 STEARATE (UNII: RD25J5V947)	
MINERAL OIL (UNII: T5L8T28FGP)	
PEG-6 ISOSTEARATE (UNII: 0E2639OTJY)	
PROPYLENE GLYCOL (UNII: 6DC9Q167V3)	
WATER (UNII: 059QF0K00R)	

### Packaging

#	Item Code	Package Description	Marketing Start Date	Marketing End Date
1	NDC:72578-085-02	1 in 1 CARTON	04/30/2020	
1		118 mL in 1 BOTTLE; Type 0: Not a Combination Product		
2	NDC:72578-085-01	1 in 1 CARTON	04/30/2020	
2		59 mL in 1 BOTTLE; Type 0: Not a Combination Product		

### Marketing Information

Marketing Category	Application Number or Monograph Citation	Marketing Start Date	Marketing End Date
ANDA	ANDA205249	04/30/2020	

**Labeler** - Viona Pharmaceuticals Inc (081468959)

**Registrant** - Cadila Healthcare Limited Zydus Tower (650199482)

### Establishment

Name	Address	ID/FEI	Business Operations
Cadila Healthcare Limited		650650802	ANALYSIS(72578-085) , MANUFACTURE(72578-085)

Revised: 5/2020

Viona Pharmaceuticals Inc