

## VERAPAMIL HYDROCHLORIDE- verapamil hydrochloride tablet

Golden State Medical Supply, Inc.

-----

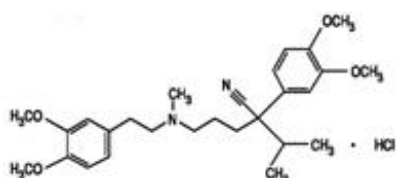
### Verapamil Hydrochloride Tablets, USP

Rx only

### DESCRIPTION

Verapamil hydrochloride (verapamil HCl) tablets, USP is a calcium ion influx inhibitor (slow-channel blocker or calcium ion antagonist) available for oral administration in film-coated tablets containing 40 mg, 80 mg or 120 mg of verapamil hydrochloride.

The structural formula of verapamil HCl is:



C<sub>27</sub>H<sub>38</sub>N<sub>2</sub>O<sub>4</sub> • HCl

M.W. = 491.08

Benzeneacetonitrile, α-[3-[[2-(3,4-dimethoxyphenyl)ethyl] methylamino]propyl]-3,4-dimethoxy-α-(1-methylethyl) hydrochloride

Verapamil HCl is an almost white, crystalline powder, practically free of odor, with a bitter taste. It is soluble in water, chloroform, and methanol. Verapamil HCl is not chemically related to other cardioactive drugs.

Inactive ingredients include colloidal silicon dioxide, dibasic calcium phosphate dihydrate, magnesium stearate, microcrystalline cellulose, sodium starch glycolate, light mineral oil, sodium lauryl sulfate, titanium dioxide and hypromellose.

### CLINICAL PHARMACOLOGY

Verapamil hydrochloride is a calcium ion influx inhibitor (slow-channel blocker or calcium ion antagonist) that exerts its pharmacologic effects by modulating the influx of ionic calcium across the cell membrane of the arterial smooth muscle as well as in conductile and contractile myocardial cells.

### Mechanism of Action

**Angina:** The precise mechanism of action of verapamil hydrochloride as an antianginal agent remains to be fully determined, but includes the following two mechanisms:

1. *Relaxation and prevention of coronary artery spasm:* Verapamil hydrochloride dilates the main coronary arteries and coronary arterioles, both in normal and ischemic regions, and is a potent inhibitor of coronary artery spasm, whether spontaneous or ergonovine-induced. This property increases myocardial oxygen delivery in patients with coronary artery spasm and is responsible for the effectiveness of verapamil

hydrochloride in vasospastic (Prinzmetal's or variant) as well as unstable angina at rest. Whether this effect plays any role in classical effort angina is not clear, but studies of exercise tolerance have not shown an increase in the maximum exercise rate-pressure product, a widely accepted measure of oxygen utilization. This suggests that, in general, relief of spasm or dilation of coronary arteries is not an important factor in classical angina.

2. *Reduction of oxygen utilization:* Verapamil hydrochloride regularly reduces the total peripheral resistance (afterload) against which the heart works both at rest and at a given level of exercise by dilating peripheral arterioles. This unloading of the heart reduces myocardial energy consumption and oxygen requirements and probably accounts for the effectiveness of verapamil hydrochloride in chronic stable effort angina.

**Arrhythmia:** Electrical activity through the AV node depends, to a significant degree, upon calcium influx through the slow channel. By decreasing the influx of calcium, verapamil hydrochloride prolongs the effective refractory period within the AV node and slows AV conduction in a rate-related manner. This property accounts for the ability of verapamil hydrochloride to slow the ventricular rate in patients with chronic atrial flutter or atrial fibrillation.

Normal sinus rhythm is usually not affected, but in patients with sick sinus syndrome, verapamil hydrochloride may interfere with sinus-node impulse generation and may induce sinus arrest or sinoatrial block. Atrioventricular block can occur in patients without preexisting conduction defects ( see *WARNINGS*). Verapamil hydrochloride decreases the frequency of episodes of paroxysmal supraventricular tachycardia.

Verapamil hydrochloride does not alter the normal atrial action potential or intraventricular conduction time, but in depressed atrial fibers it decreases amplitude, velocity of depolarization, and conduction velocity. Verapamil hydrochloride may shorten the antegrade effective refractory period of the accessory bypass tract. Acceleration of ventricular rate and/or ventricular fibrillation has been reported in patients with atrial flutter or atrial fibrillation and a coexisting accessory AV pathway following administration of verapamil ( see *WARNINGS*).

Verapamil hydrochloride has a local anesthetic action that is 1.6 times that of procaine on an equimolar basis. It is not known whether this action is important at the doses used in man.

**Essential hypertension:** Verapamil hydrochloride exerts antihypertensive effects by decreasing systemic vascular resistance, usually without orthostatic decreases in blood pressure or reflex tachycardia; bradycardia (rate less than 50 beats/min) is uncommon (1.4%). During isometric or dynamic exercise, verapamil hydrochloride does not alter systolic cardiac function in patients with normal ventricular function.

Verapamil hydrochloride does not alter total serum calcium levels. However, one report suggested that calcium levels above the normal range may alter the therapeutic effect of Verapamil hydrochloride.

**Pharmacokinetics and metabolism:** More than 90% of the orally administered dose of Verapamil hydrochloride is absorbed. Because of rapid biotransformation of verapamil during its first pass through the portal circulation, bioavailability ranges from 20% to 35%. Peak plasma concentrations are reached between 1 and 2 hours after oral administration. Chronic oral administration of 120 mg of verapamil HCl every 6 hours

resulted in plasma levels of verapamil ranging from 125 to 400 ng/ml, with higher values reported occasionally. A nonlinear correlation between the verapamil dose administered and verapamil plasma levels does exist. No relationship has been established between the plasma concentration of verapamil and a reduction in blood pressure. In early dose titration with verapamil, a relationship exists between verapamil plasma concentration and prolongation of the PR interval. However, during chronic administration this relationship may disappear. The mean elimination half-life in single-dose studies ranged from 2.8 to 7.4 hours. In these same studies, after repetitive dosing, the half-life increased to a range from 4.5 to 12.0 hours (after less than 10 consecutive doses given 6 hours apart). Half-life of verapamil may increase during titration. Aging may affect the pharmacokinetics of verapamil. Elimination half-life may be prolonged in the elderly. In healthy men, orally administered verapamil hydrochloride undergoes extensive metabolism in the liver. Twelve metabolites have been identified in plasma; all except norverapamil are present in trace amounts only.

Norverapamil can reach steady-state plasma concentrations approximately equal to those of verapamil itself. The cardiovascular activity of norverapamil appears to be approximately 20% that of verapamil. Approximately 70% of an administered dose is excreted as metabolites in the urine and 16% or more in the feces within 5 days. About 3% to 4% is excreted in the urine as unchanged drug. Approximately 90% is bound to plasma proteins. In patients with hepatic insufficiency, metabolism is delayed and elimination half-life prolonged up to 14 to 16 hours ( see *PRECAUTIONS*); the volume of distribution is increased and plasma clearance reduced to about 30% of normal. Verapamil clearance values suggest that patients with liver dysfunction may attain therapeutic verapamil plasma concentrations with one third of the oral daily dose required for patients with normal liver function.

After four weeks of oral dosing (120 mg q.i.d.), verapamil and norverapamil levels were noted in the cerebrospinal fluid with estimated partition coefficient of 0.06 for verapamil and 0.04 for norverapamil.

**Hemodynamics and myocardial metabolism:** Verapamil hydrochloride reduces afterload and myocardial contractility. Improved left ventricular diastolic function in patients with Idiopathic Hypertrophic Subaortic Stenosis (IHSS) and those with coronary heart disease has also been observed with verapamil hydrochloride therapy. In most patients, including those with organic cardiac disease, the negative inotropic action of verapamil hydrochloride is countered by reduction of afterload, and cardiac index is usually not reduced. However, in patients with severe left ventricular dysfunction (e.g., pulmonary wedge pressure above 20 mm Hg or ejection fraction less than 30%), or in patients taking beta-adrenergic blocking agents or other cardiodepressant drugs, deterioration of ventricular function may occur (see *PRECAUTIONS*, Drug interactions ).

**Pulmonary function:** Verapamil hydrochloride does not induce bronchoconstriction and, hence, does not impair ventilatory function.

## INDICATIONS AND USAGE

Verapamil hydrochloride tablets, USP are indicated for the treatment of the following:

### Angina

1. Angina at rest including:

- Vasospastic (Prinzmetal's variant) angina
  - Unstable (crescendo, pre-infarction) angina
2. Chronic stable angina (classic effort-associated angina)

### **Arrhythmias**

1. In association with digitalis for the control of ventricular rate at rest and during stress in patients with chronic atrial flutter and/or atrial fibrillation (see WARNINGS: Accessory bypass tract)
2. Prophylaxis of repetitive paroxysmal supraventricular tachycardia

### **Essential hypertension**

Verapamil hydrochloride is indicated for the treatment of hypertension, to lower blood pressure. Lowering blood pressure reduces the risk of fatal and nonfatal cardiovascular events, primarily strokes and myocardial infarctions. These benefits have been seen in controlled trials of antihypertensive drugs from a wide variety of pharmacologic classes, including this drug.

Control of high blood pressure should be part of comprehensive cardiovascular risk management, including, as appropriate, lipid control, diabetes management, antithrombotic therapy, smoking cessation, exercise, and limited sodium intake. Many patients will require more than one drug to achieve blood pressure goals. For specific advice on goals and management, see published guidelines, such as those of the National High Blood Pressure Education Program's Joint National Committee on Prevention, Detection, Evaluation, and Treatment of High Blood Pressure (JNC).

Numerous antihypertensive drugs, from a variety of pharmacologic classes and with different mechanisms of action, have been shown in randomized controlled trials to reduce cardiovascular morbidity and mortality, and it can be concluded that it is blood pressure reduction, and not some other pharmacologic property of the drugs, that is largely responsible for those benefits. The largest and most consistent cardiovascular outcome benefit has been a reduction in the risk of stroke, but reductions in myocardial infarction and cardiovascular mortality also have been seen regularly.

Elevated systolic or diastolic pressure causes increased cardiovascular risk, and the absolute risk increase per mmHg is greater at higher blood pressures, so that even modest reductions of severe hypertension can provide substantial benefit. Relative risk reduction from blood pressure reduction is similar across populations with varying absolute risk, so the absolute benefit is greater in patients who are at higher risk independent of their hypertension (for example, patients with diabetes or hyperlipidemia), and such patients would be expected to benefit from more aggressive treatment to a lower blood pressure goal.

Some antihypertensive drugs have smaller blood pressure effects (as monotherapy) in black patients, and many antihypertensive drugs have additional approved indications and effects (e.g., on angina, heart failure, or diabetic kidney disease). These considerations may guide selection of therapy.

### **CONTRAINDICATIONS**

Verapamil HCl tablets are contraindicated in:

1. Severe left ventricular dysfunction ( see *WARNINGS*)
2. Hypotension (systolic pressure less than 90 mm Hg) or cardiogenic shock
3. Sick sinus syndrome (except in patients with a functioning artificial ventricular pacemaker)
4. Second-or third-degree AV block (except in patients with a functioning artificial ventricular pacemaker)
5. Patients with atrial flutter or atrial fibrillation and an accessory bypass tract (e.g., Wolff-Parkinson-White, Lown-Ganong-Levine syndromes) ( see *WARNINGS*)
6. Patients with known hypersensitivity to verapamil hydrochloride

## **WARNINGS**

**Heart failure:**Verapamil has a negative inotropic effect, which in most patients is compensated by its afterload reduction (decreased systemic vascular resistance) properties without a net impairment of ventricular performance. In clinical experience with 4,954 patients, 87 (1.8%) developed congestive heart failure or pulmonary edema. Verapamil should be avoided in patients with severe left ventricular dysfunction (e.g., ejection fraction less than 30%) or moderate to severe symptoms of cardiac failure and in patients with any degree of ventricular dysfunction if they are receiving a beta-adrenergic blocker ( see *PRECAUTIONS*, ***Drug interactions***). Patients with milder ventricular dysfunction should, if possible, be controlled with optimum doses of digitalis and/or diuretics before verapamil treatment. **(Note interactions with digoxin under PRECAUTIONS)**

**Hypotension:**Occasionally, the pharmacologic action of verapamil may produce a decrease in blood pressure below normal levels, which may result in dizziness or symptomatic hypotension. The incidence of hypotension observed in 4,954 patients enrolled in clinical trials was 2.5%. In hypertensive patients, decreases in blood pressure below normal are unusual. Tilt-table testing (60 degrees) was not able to induce orthostatic hypotension.

**Elevated liver enzymes:**Elevations of transaminases with and without concomitant elevations in alkaline phosphatase and bilirubin have been reported. Such elevations have sometimes been transient and may disappear even with continued verapamil treatment. Several cases of hepatocellular injury related to verapamil have been proven by rechallenge; half of these had clinical symptoms (malaise, fever, and/or right upper quadrant pain), in addition to elevation of SGOT, SGPT, and alkaline phosphatase. Periodic monitoring of liver function in patients receiving verapamil is therefore prudent.

**Accessory bypass tract (Wolff-Parkinson-White or Lown-Ganong-Levine):**Some patients with paroxysmal and/or chronic atrial fibrillation or atrial flutter and a coexisting accessory AV pathway have developed increased antegrade conduction across the accessory pathway bypassing the AV node, producing a very rapid ventricular response or ventricular fibrillation after receiving intravenous verapamil (or digitalis). Although a risk of this occurring with oral verapamil has not been established, such patients receiving oral verapamil may be at risk and its use in these patients is contraindicated ( see *CONTRAINDICATIONS*). Treatment is usually DC-cardioversion. Cardioversion has been used safely and effectively after oral verapamil hydrochloride.

**Atrioventricular block:**The effect of verapamil on AV conduction and the SA node may

cause asymptomatic first-degree AV block and transient bradycardia, sometimes accompanied by nodal escape rhythms. PR-interval prolongation is correlated with verapamil plasma concentrations especially during the early titration phase of therapy. Higher degrees of AV block, however, were infrequently (0.8%) observed. Marked first-degree block or progressive development to second-or third-degree AV block requires a reduction in dosage or, in rare instances, discontinuation of verapamil HCl and institution of appropriate therapy, depending on the clinical situation.

**Patients with hypertrophic cardiomyopathy (IHSS):**In 120 patients with hypertrophic cardiomyopathy (most of them refractory or intolerant to propranolol) who received therapy with verapamil at doses up to 720 mg/day, a variety of serious adverse effects were seen. Three patients died in pulmonary edema; all had severe left ventricular outflow obstruction and a past history of left ventricular dysfunction. Eight other patients had pulmonary edema and/or severe hypotension; abnormally high (greater than 20 mm Hg) pulmonary wedge pressure and a marked left ventricular outflow obstruction were present in most of these patients. Concomitant administration of quinidine ( see *PRECAUTIONS, Drug interactions* ) preceded the severe hypotension in 3 of the 8 patients (2 of whom developed pulmonary edema). Sinus bradycardia occurred in 11% of the patients, second-degree AV block in 4%, and sinus arrest in 2%. It must be appreciated that this group of patients had a serious disease with a high mortality rate. Most adverse effects responded well to dose reduction, and only rarely did verapamil use have to be discontinued.

## **PRECAUTIONS**

### **General**

**Use in patients with impaired hepatic function:**Since verapamil is highly metabolized by the liver, it should be administered cautiously to patients with impaired hepatic function. Severe liver dysfunction prolongs the elimination half-life of verapamil to about 14 to 16 hours; hence, approximately 30% of the dose given to patients with normal liver function should be administered to these patients. Careful monitoring for abnormal prolongation of the PR interval or other signs of excessive pharmacologic effects ( see *OVERDOSAGE* ) should be carried out.

**Use in patients with attenuated (decreased) neuromuscular transmission:**It has been reported that verapamil decreases neuromuscular transmission in patients with Duchenne's muscular dystrophy, and that verapamil prolongs recovery from the neuromuscular blocking agent vecuronium, and causes a worsening of myasthenia gravis. It may be necessary to decrease the dosage of verapamil when it is administered to patients with attenuated neuromuscular transmission.

**Use in patients with impaired renal function:**About 70% of an administered dose of verapamil is excreted as metabolites in the urine. Verapamil is not removed by hemodialysis. Until further data are available, verapamil should be administered cautiously to patients with impaired renal function. These patients should be carefully monitored for abnormal prolongation of the PR interval or other signs of overdose ( see *OVERDOSAGE* ).

### **Drug Interactions**

**Cytochrome inducers/inhibitors:***In vitro* metabolic studies indicate that verapamil is

metabolized by cytochrome P450 CYP3A4, CYP1A2, CYP2C8, CYP2C9 and CYP2C18. Clinically significant interactions have been reported with inhibitors of CYP3A4 (e.g., erythromycin, ritonavir) causing elevation of plasma levels of verapamil while inducers of CYP3A4 (e.g., rifampin) have caused a lowering of plasma levels of verapamil.

**HMG-CoA reductase inhibitors:** The use of HMG-CoA reductase inhibitors that are CYP3A4 substrates in combination with verapamil has been associated with reports of myopathy/rhabdomyolysis.

Co-administration of multiple doses of 10 mg of verapamil with 80 mg simvastatin resulted in exposure to simvastatin 2.5-fold that following simvastatin alone. Limit the dose of simvastatin in patients on verapamil to 10 mg daily. Limit the daily dose of lovastatin to 40 mg. Lower starting and maintenance doses of other CYP3A4 substrates (e.g., atorvastatin) may be required as verapamil may increase the plasma concentration of these drugs.

**Ivabradine:** Concurrent use of verapamil increases exposure to ivabradine and may exacerbate bradycardia and conduction disturbances. Avoid co-administration of verapamil and ivabradine.

**Aspirin:** In a few reported cases, co-administration of verapamil with aspirin has led to increased bleeding times greater than observed with aspirin alone.

**Grapefruit juice:** Grapefruit juice may increase plasma levels of verapamil.

**Alcohol:** Verapamil may increase blood alcohol concentrations and prolong its effects.

**Beta-blockers:** Controlled studies in small numbers of patients suggest that the concomitant use of verapamil hydrochloride and oral beta-adrenergic blocking agents may be beneficial in certain patients with chronic stable angina or hypertension, but available information is not sufficient to predict with confidence the effects of concurrent treatment in patients with left ventricular dysfunction or cardiac conduction abnormalities. Concomitant therapy with beta-adrenergic blockers and verapamil may result in additive negative effects on heart rate, atrioventricular conduction and/or cardiac contractility.

In one study involving 15 patients treated with high doses of propranolol (median dose: 480 mg/day; range: 160 to 1,280 mg/day) for severe angina, with preserved left ventricular function (ejection fraction greater than 35%), the hemodynamic effects of additional therapy with verapamil HCl were assessed using invasive methods. The addition of verapamil to high-dose beta-blockers induced modest negative inotropic and chronotropic effects that were not severe enough to limit short-term (48 hours) combination therapy in this study. These modest cardiodepressant effects persisted for greater than 6 but less than 30 hours after abrupt withdrawal of beta-blockers and were closely related to plasma levels of propranolol. The primary verapamil/beta-blocker interaction in this study appeared to be hemodynamic rather than electrophysiologic.

In other studies, verapamil did not generally induce significant negative inotropic, chronotropic, or dromotropic effects in patients with preserved left ventricular function receiving low or moderate doses of propranolol (less than or equal to 320 mg/day); in some patients, however, combined therapy did produce such effects. Therefore, if combined therapy is used, close surveillance of clinical status should be carried out. Combined therapy should usually be avoided in patients with atrioventricular conduction abnormalities and those with depressed left ventricular function.

Asymptomatic bradycardia (36 beats/min) with a wandering atrial pacemaker has been observed in a patient receiving concomitant timolol (a beta-adrenergic blocker) eyedrops and oral verapamil.

A decrease in metoprolol and propranolol clearance has been observed when either drug is administered concomitantly with verapamil. A variable effect has been seen when verapamil and atenolol were given together.

**Digitalis:** Clinical use of verapamil in digitalized patients has shown the combination to be well tolerated if digoxin doses are properly adjusted. However, chronic verapamil treatment can increase serum digoxin levels by 50% to 75% during the first week of therapy, and this can result in digitalis toxicity. In patients with hepatic cirrhosis, the influence of verapamil on digoxin kinetics is magnified. Verapamil may reduce total body clearance and extrarenal clearance of digitoxin by 27% and 29%, respectively. Maintenance and digitalization doses should be reduced when verapamil is administered, and the patient should be reassessed to avoid over- or under-digitalization. Whenever over-digitalization is suspected, the daily dose of digitalis should be reduced or temporarily discontinued. On discontinuation of verapamil hydrochloride use, the patient should be reassessed to avoid under-digitalization.

**Antihypertensive agents:** Verapamil administered concomitantly with oral antihypertensive agents (e.g., vasodilators, angiotensin-converting enzyme inhibitors, diuretics, beta-blockers) will usually have an additive effect on lowering blood pressure. Patients receiving these combinations should be appropriately monitored. Concomitant use of agents that attenuate alpha-adrenergic function with verapamil may result in a reduction in blood pressure that is excessive in some patients. Such an effect was observed in one study following the concomitant administration of verapamil and prazosin.

#### **Antiarrhythmic agents:**

**Disopyramide:** Until data on possible interactions between verapamil and disopyramide are obtained, disopyramide should not be administered within 48 hours before or 24 hours after verapamil administration.

**Flecainide:** A study in healthy volunteers showed that the concomitant administration of flecainide and verapamil may have additive effects on myocardial contractility, AV conduction, and repolarization. Concomitant therapy with flecainide and verapamil may result in additive negative inotropic effect and prolongation of atrioventricular conduction.

**Quinidine:** In a small number of patients with hypertrophic cardiomyopathy (IHSS), concomitant use of verapamil and quinidine resulted in significant hypotension. Until further data are obtained, combined therapy of verapamil and quinidine in patients with hypertrophic cardiomyopathy should probably be avoided.

The electrophysiologic effects of quinidine and verapamil on AV conduction were studied in 8 patients. Verapamil significantly counteracted the effects of quinidine on AV conduction. There has been a report of increased quinidine levels during verapamil therapy.

#### **Other agents:**

**Nitrates:** Verapamil has been given concomitantly with short- and long-acting nitrates without any undesirable drug interactions. The pharmacologic profile of both drugs and



the clinical experience suggest beneficial interactions.

**Cimetidine:**The interaction between cimetidine and chronically administered verapamil has not been studied. Variable results on clearance have been obtained in acute studies of healthy volunteers; clearance of verapamil was either reduced or unchanged.

**Lithium:**Increased sensitivity to the effects of lithium (neurotoxicity) has been reported during concomitant verapamil-lithium therapy; lithium levels have been observed sometimes to increase, sometimes to decrease, and sometimes to be unchanged. Patients receiving both drugs must be monitored carefully.

**Carbamazepine:**Verapamil therapy may increase carbamazepine concentrations during combined therapy. This may produce carbamazepine side effects such as diplopia, headache, ataxia, or dizziness.

**Rifampin:**Therapy with rifampin may markedly reduce oral verapamil bioavailability.

**Phenobarbital:**Phenobarbital therapy may increase verapamil clearance.

**Cyclosporine:**Verapamil therapy may increase serum levels of cyclosporine.

**Theophylline:**Verapamil may inhibit the clearance and increase the plasma levels of theophylline.

**Inhalation anesthetics:**Animal experiments have shown that inhalation anesthetics depress cardiovascular activity by decreasing the inward movement of calcium ions. When used concomitantly, inhalation anesthetics and calcium antagonists, such as verapamil, should each be titrated carefully to avoid excessive cardiovascular depression.

**Neuromuscular blocking agents:**Clinical data and animal studies suggest that verapamil may potentiate the activity of neuromuscular blocking agents (curare-like and depolarizing). It may be necessary to decrease the dose of verapamil and/or the dose of the neuromuscular blocking agent when the drugs are used concomitantly.

**Telithromycin:**Hypotension and bradyarrhythmias have been observed in patients receiving concurrent telithromycin, an antibiotic in the ketolide class.

**Clonidine:**Sinus bradycardia resulting in hospitalization and pacemaker insertion has been reported in association with the use of clonidine concurrently with verapamil. Monitor heart rate in patients receiving concomitant verapamil and clonidine.

**Mammalian target of rapamycin (mTOR) inhibitors:**In a study of 25 healthy volunteers with co-administration of verapamil with sirolimus, whole blood sirolimus C<sub>max</sub> and AUC were increased 130% and 120%, respectively. Plasma S-(-) verapamil C<sub>max</sub> and AUC were both increased 50%. Co-administration of verapamil with everolimus in 16 healthy volunteers increased the C<sub>max</sub> and AUC of everolimus by 130% and 250%, respectively. With concomitant use of mTOR inhibitors (e.g., sirolimus, temsirolimus, and everolimus) and verapamil, consider appropriate dose reductions of both medications.

### **Carcinogenesis, Mutagenesis, Impairment of Fertility**

An 18-month toxicity study in rats, at a low multiple (6-fold) of the maximum recommended human dose, and not the maximum tolerated dose, did not suggest a tumorigenic potential. There was no evidence of a carcinogenic potential of verapamil administered in the diet of rats for two years at doses of 10, 35, and 120 mg/kg/day or

approximately 1, 3.5, and 12 times, respectively, the maximum recommended human daily dose (480 mg/day or 9.6 mg/kg/day).

Verapamil was not mutagenic in the Ames test in 5 test strains at 3 mg per plate with or without metabolic activation.

Studies in female rats at daily dietary doses up to 5.5 times (55 mg/kg/day) the maximum recommended human dose did not show impaired fertility. Effects on male fertility have not been determined.

## **Pregnancy**

Pregnancy Category C. Reproduction studies have been performed in rabbits and rats at oral doses up to 1.5 (15 mg/kg/day) and 6 (60 mg/kg/day) times the human oral daily dose, respectively, and have revealed no evidence of teratogenicity. In the rat, however, this multiple of the human dose was embryocidal and retarded fetal growth and development, probably because of adverse maternal effects reflected in reduced weight gains of the dams. This oral dose has also been shown to cause hypotension in rats. There are no adequate and well-controlled studies in pregnant women. Because animal reproduction studies are not always predictive of human response, this drug should be used during pregnancy only if clearly needed. Verapamil crosses the placental barrier and can be detected in umbilical vein blood at delivery.

## **Labor and Delivery**

It is not known whether the use of verapamil during labor or delivery has immediate or delayed adverse effects on the fetus, or whether it prolongs the duration of labor or increases the need for forceps delivery or other obstetric intervention. Such adverse experiences have not been reported in the literature, despite a long history of use of verapamil in Europe in the treatment of cardiac side effects of beta-adrenergic agonist agents used to treat premature labor.

## **Nursing Mothers**

Verapamil is excreted in human milk. Because of the potential for adverse reactions in nursing infants from verapamil, nursing should be discontinued while verapamil is administered.

## **Pediatric Use**

Safety and effectiveness in pediatric patients have not been established.

## **Animal pharmacology and/or animal toxicology:**

In chronic animal toxicology studies, verapamil caused lenticular and/or suture line changes at 30 mg/kg/day or greater, and frank cataracts at 62.5 mg/kg/day or greater in the beagle dog but not in the rat. Development of cataracts due to verapamil has not been reported in man.

## **ADVERSE REACTIONS**

Serious adverse reactions are uncommon when verapamil hydrochloride therapy is initiated with upward dose titration within the recommended single and total daily dose. See *WARNINGS* for discussion of heart failure, hypotension, elevated liver enzymes, AV

block, and rapid ventricular response. Reversible (upon discontinuation of verapamil) non-obstructive, paralytic ileus has been infrequently reported in association with the use of verapamil. The following reactions to orally administered verapamil occurred at rates greater than 1.0% or occurred at lower rates but appeared clearly drug-related in clinical trials in 4,954 patients:

Constipation	7.30%	Dyspnea	1.40%
Dizziness	3.30%	Bradycardia (HR <50/min)	1.40%
Nausea	2.70%	AV block total (1°, 2°, 3°)	1.20%
Hypotension	2.50%	2° and 3°	0.80%
Headache	2.20%	Rash	1.20%
Edema	1.90%	Flushing	0.60%
CHF, Pulmonary edema	1.80%		
Fatigue	1.70%		
<b>Elevated liver enzymes (see WARNINGS)</b>			

In clinical trials related to the control of ventricular response in digitalized patients who had atrial fibrillation or flutter, ventricular rates below 50 at rest occurred in 15% of patients and asymptomatic hypotension occurred in 5% of patients.

The following reactions, reported in 1.0% or less of patients, occurred under conditions (open trials, marketing experience) where a causal relationship is uncertain; they are listed to alert the physician to a possible relationship:

*Cardiovascular:* angina pectoris, atrioventricular dissociation, chest pain, claudication, myocardial infarction, palpitations, purpura (vasculitis), syncope.

*Digestive system:* diarrhea, dry mouth, gastrointestinal distress, gingival hyperplasia.

*Hemic and lymphatic:* ecchymosis or bruising.

*Nervous system:* cerebrovascular accident, confusion, equilibrium disorders, insomnia, muscle cramps, paresthesia, psychotic symptoms, shakiness, somnolence, extrapyramidal symptoms.

*Skin:* arthralgia and rash, exanthema, hair loss, hyperkeratosis, macules, sweating, urticaria, Stevens-Johnson syndrome, erythema multiforme.

*Special senses:* blurred vision, tinnitus.

*Urogenital:* gynecomastia, galactorrhea/hyperprolactinemia, increased urination, spotty menstruation, impotence.

**Treatment of acute cardiovascular adverse reactions:** The frequency of cardiovascular adverse reactions that require therapy is rare; hence, experience with their treatment is limited. Whenever severe hypotension or complete AV block occurs following oral administration of verapamil, the appropriate emergency measures should be applied immediately; e.g., intravenously administered norepinephrine bitartrate, atropine sulfate, isoproterenol HCl (all in the usual doses), or calcium gluconate (10% solution). In patients with hypertrophic cardiomyopathy (IHSS), alphaadrenergic agents (phenylephrine HCl, metaraminol bitartrate, or methoxamine HCl) should be used to

maintain blood pressure, and isoproterenol and norepinephrine should be avoided. If further support is necessary, dopamine HCl or dobutamine HCl may be administered. Actual treatment and dosage should depend on the severity of the clinical situation and the judgment and experience of the treating physician.

**To report SUSPECTED ADVERSE REACTIONS, contact Avet Pharmaceuticals Inc. at 1-866-901-DRUG (3784) or FDA at 1-800-FDA-1088 or [www.fda.gov/medwatch](http://www.fda.gov/medwatch).**

## **OVERDOSAGE**

Treat all verapamil overdoses as serious and maintain observation for at least 48 hours (especially Verapamil Hydrochloride Tablets SR), preferably under continuous hospital care. Delayed pharmacodynamic consequences may occur with the sustained-release formulation. Verapamil is known to decrease gastrointestinal transit time.

Treatment of overdosage should be supportive. Beta-adrenergic stimulation or parenteral administration of calcium solutions may increase calcium ion flux across the slow channel and have been used effectively in treatment of deliberate overdosage with verapamil. In a few reported cases, overdose with calcium channel blockers has been associated with hypotension and bradycardia, initially refractory to atropine but becoming more responsive to this treatment when the patients received large doses (close to 1 gram/ hour for more than 24 hours) of calcium chloride. Verapamil cannot be removed by hemodialysis. Clinically significant hypotensive reactions or high degree AV block should be treated with vasopressor agents or cardiac pacing, respectively. Asystole should be handled by the usual measures including cardiopulmonary resuscitation.

## **DOSAGE AND ADMINISTRATION**

The dose of verapamil must be individualized by titration. The usefulness and safety of dosages exceeding 480 mg/day have not been established; therefore, this daily dosage should not be exceeded. Since the half-life of verapamil increases during chronic dosing, maximum response may be delayed.

**Angina:** Clinical trials show that the usual dose is 80 mg to 120 mg three times a day. However, 40 mg three times a day may be warranted in patients who may have an increased response to verapamil (e.g., decreased hepatic function, elderly, etc). Upward titration should be based on therapeutic efficacy and safety evaluated approximately eight hours after dosing. Dosage may be increased at daily (e.g., patients with unstable angina) or weekly intervals until optimum clinical response is obtained.

**Arrhythmias:** The dosage in digitalized patients with chronic atrial fibrillation ( see *PRECAUTIONS*) ranges from 240 to 320 mg/day in divided (t.i.d. or q.i.d.) doses. The dosage for prophylaxis of PSVT (non-digitalized patients) ranges from 240 to 480 mg/day in divided (t.i.d. or q.i.d.) doses. In general, maximum effects for any given dosage will be apparent during the first 48 hours of therapy.

**Essential hypertension:** Dose should be individualized by titration. The usual initial monotherapy dose in clinical trials was 80 mg three times a day (240 mg/ day). Daily dosages of 360 and 480 mg have been used but there is no evidence that dosages

beyond 360 mg provided added effect. Consideration should be given to beginning titration at 40 mg three times per day in patients who might respond to lower doses, such as the elderly or people of small stature. The antihypertensive effects of verapamil hydrochloride are evident within the first week of therapy. Upward titration should be based on therapeutic efficacy, assessed at the end of the dosing interval.

## HOW SUPPLIED

Verapamil Hydrochloride Tablets, USP 120 mg tablets are round, standard concave, white film-coated, scored, debossed "HP" above and "27" below on one side and plain on the reverse side, supplied as:

NDC Number	Size
51407-964-01	bottle of 100

Verapamil Hydrochloride Tablets, USP 80 mg tablets are round, standard concave, white film-coated, scored, debossed "HP" above and "26" below on one side and plain on the reverse side, supplied as:

NDC Number	Size
51407-963-01	bottle of 100

Verapamil Hydrochloride Tablets, USP 40 mg tablets are round, white film-coated, debossed "HP59" on one side and plain on the reverse side, supplied as:

NDC Number	Size
51407-962-01	bottle of 100

Store at 20° to 25°C (68° to 77°F) [See USP controlled room temperature] and protect from light. Dispense in a tight, light-resistant container using a child-resistant closure.

Distributed by:

**Avet Pharmaceuticals Inc.**

East Brunswick, NJ 08816

1.866.901.DRUG (3784)



51U000000259US06




**Revised: 10/2021**

Marketed by:




**GSMS, Inc.**

## PACKAGE LABEL.PRINCIPAL DISPLAY PANEL




### Verapamil Hydrochloride Tablets, USP, 40 mg, 100 count

	NDC 51407- <b>962</b> -01	 5140796201	Each tablet contains 40 mg of verapamil hydrochloride.
	<b>Verapamil HCl</b> Tablets, USP <b>40 mg</b>  <b>100 Tablets</b> Rx Only		<b>DOSAGE AND ADMINISTRATION:</b> Read package insert for prescribing information. <b>Dispense in a tight, light-resistant container using a child-resistant closure.</b> <b>Protect from light.</b> <b>Keep this and all drugs out of the reach of children.</b> Store at 20° to 25°C (68° to 77°F) [See USP Controlled Room Temperature.] Marketed by: GSMS, Incorporated Camarillo, CA 93012 USA Rev. 03/25

### Verapamil Hydrochloride Tablets, USP 80 mg 100 ct

	NDC 51407- <b>963</b> -01	 5140796301	Each tablet contains 80 mg of verapamil hydrochloride.
	<b>Verapamil HCl</b> Tablets, USP <b>80 mg</b>  <b>100 Tablets</b> Rx Only		<b>DOSAGE AND ADMINISTRATION:</b> Read package insert for prescribing information. <b>Dispense in a tight, light-resistant container using a child-resistant closure.</b> <b>Protect from light.</b> <b>Keep this and all drugs out of the reach of children.</b> Store at 20° to 25°C (68° to 77°F) [See USP Controlled Room Temperature.] Marketed by: GSMS, Incorporated Camarillo, CA 93012 USA Rev. 03/25

### Verapamil Hydrochloride Tablets, USP, 120 mg, 100 count

	NDC 51407- <b>964</b> -01	 5140796401	Each tablet contains 120 mg of verapamil hydrochloride.
	<b>Verapamil HCl</b> Tablets, USP <b>120 mg</b>  <b>100 Tablets</b> Rx Only		<b>DOSAGE AND ADMINISTRATION:</b> Read package insert for prescribing information. <b>Dispense in a tight, light-resistant container using a child-resistant closure.</b> <b>Protect from light.</b> <b>Keep this and all drugs out of the reach of children.</b> Store at 20° to 25°C (68° to 77°F) [See USP Controlled Room Temperature.] Marketed by: GSMS, Incorporated Camarillo, CA 93012 USA Rev. 03/25

verapamil hydrochloride tablet

## Product Information

<b>Product Type</b>	HUMAN PRESCRIPTION DRUG	<b>Item Code (Source)</b>	NDC:51407-962(NDC:23155-059)
<b>Route of Administration</b>	ORAL		

## Active Ingredient/Active Moiety

Ingredient Name	Basis of Strength	Strength
<b>VERAPAMIL HYDROCHLORIDE</b> (UNII: V3888OEY5R) (VERAPAMIL - UNII:CJ0037KU29)	VERAPAMIL HYDROCHLORIDE	40 mg

## Inactive Ingredients

Ingredient Name	Strength
<b>SILICON DIOXIDE</b> (UNII: ETJ7Z6XBU4)	
<b>CALCIUM PHOSPHATE, DIBASIC, DIHYDRATE</b> (UNII: O7TSZ97GEP)	
<b>CELLULOSE, MICROCRYSTALLINE</b> (UNII: OP1R32D61U)	
<b>SODIUM STARCH GLYCOLATE TYPE A POTATO</b> (UNII: 5856J3G2A2)	
<b>MAGNESIUM STEARATE</b> (UNII: 70097M6I30)	
<b>MINERAL OIL</b> (UNII: T5L8T28FGP)	
<b>SODIUM LAURYL SULFATE</b> (UNII: 368GB5141J)	
<b>TITANIUM DIOXIDE</b> (UNII: 15FIX9V2JP)	
<b>HYPROMELLOSE 2910 (6 MPA.S)</b> (UNII: 0WZ8WG20P6)	

## Product Characteristics

<b>Color</b>	white	<b>Score</b>	no score
<b>Shape</b>	ROUND	<b>Size</b>	6mm
<b>Flavor</b>		<b>Imprint Code</b>	HP;59
<b>Contains</b>			

## Packaging

#	Item Code	Package Description	Marketing Start Date	Marketing End Date
1	NDC:51407-962-01	100 in 1 BOTTLE; Type 0: Not a Combination Product	03/05/2025	

## Marketing Information

Marketing Category	Application Number or Monograph Citation	Marketing Start Date	Marketing End Date
ANDA	ANDA071881	10/14/2015	

# VERAPAMIL HYDROCHLORIDE

verapamil hydrochloride tablet				
Product Information				
Product Type	HUMAN PRESCRIPTION DRUG	Item Code (Source)	NDC:51407-963(NDC:23155-026)	
Route of Administration	ORAL			
Active Ingredient/Active Moiety				
Ingredient Name		Basis of Strength	Strength	
VERAPAMIL HYDROCHLORIDE (UNII: V3888OEY5R) (VERAPAMIL - UNII:CJ0037KU29)		VERAPAMIL HYDROCHLORIDE	80 mg	
Inactive Ingredients				
Ingredient Name			Strength	
SILICON DIOXIDE (UNII: ETJ7Z6XBU4)				
CALCIUM PHOSPHATE, DIBASIC, DIHYDRATE (UNII: O7TSZ97GEP)				
CELLULOSE, MICROCRYSTALLINE (UNII: OP1R32D61U)				
SODIUM STARCH GLYCOLATE TYPE A POTATO (UNII: 5856J3G2A2)				
MAGNESIUM STEARATE (UNII: 70097M6I30)				
MINERAL OIL (UNII: T5L8T28FGP)				
SODIUM LAURYL SULFATE (UNII: 368GB5141J)				
TITANIUM DIOXIDE (UNII: 15FIX9V2JP)				
HYPROMELLOSE 2910 (6 MPA.S) (UNII: 0WZ8WG20P6)				
Product Characteristics				
Color	white	Score	2 pieces	
Shape	ROUND	Size	9mm	
Flavor		Imprint Code	HP;26	
Contains				
Packaging				
#	Item Code	Package Description	Marketing Start Date	Marketing End Date
1	NDC:51407-963-01	100 in 1 BOTTLE; Type 0: Not a Combination Product	03/05/2025	
Marketing Information				
Marketing Category	Application Number or Monograph Citation		Marketing Start Date	Marketing End Date
ANDA	ANDA071881		04/05/1988	



# VERAPAMIL HYDROCHLORIDE

verapamil hydrochloride tablet

## Product Information

Product Type	HUMAN PRESCRIPTION DRUG	Item Code (Source)	NDC:51407-964(NDC:23155-486)
Route of Administration	ORAL		

## Active Ingredient/Active Moiety

Ingredient Name	Basis of Strength	Strength
VERAPAMIL HYDROCHLORIDE (UNII: V3888OEY5R) (VERAPAMIL - UNII:CJ0O37KU29)	VERAPAMIL HYDROCHLORIDE	120 mg

## Inactive Ingredients

Ingredient Name	Strength
SILICON DIOXIDE (UNII: ETJ7Z6XBU4)	
CALCIUM PHOSPHATE, DIBASIC, DIHYDRATE (UNII: O7TSZ97GEP)	
CELLULOSE, MICROCRYSTALLINE (UNII: OP1R32D61U)	
SODIUM STARCH GLYCOLATE TYPE A POTATO (UNII: 5856J3G2A2)	
MAGNESIUM STEARATE (UNII: 70097M6I30)	
MINERAL OIL (UNII: T5L8T28FGP)	
SODIUM LAURYL SULFATE (UNII: 368GB5141J)	
TITANIUM DIOXIDE (UNII: 15FIX9V2JP)	
HYPROMELLOSE 2910 (6 MPA.S) (UNII: 0WZ8WG20P6)	

## Product Characteristics

Color	white	Score	2 pieces
Shape	ROUND	Size	10mm
Flavor		Imprint Code	HP;27
Contains			

## Packaging

#	Item Code	Package Description	Marketing Start Date	Marketing End Date
1	NDC:51407-964-01	100 in 1 BOTTLE; Type 0: Not a Combination Product	03/05/2025	

## Marketing Information

Marketing Category	Application Number or Monograph Citation	Marketing Start Date	Marketing End Date
ANDA	ANDA071881	04/05/1988	

**Labeler** - Golden State Medical Supply, Inc. (603184490)

**Establishment**

Name	Address	ID/FEI	Business Operations
Golden State Medical Supply, Inc.		603184490	relabel(51407-962, 51407-963, 51407-964) , repack(51407-962, 51407-963, 51407-964)

Revised: 4/2025

Golden State Medical Supply, Inc.