

**CLOTRIMAZOLE TOPICAL SOLUTION USP, 1%- clotrimazole topical solution  
usp, 1% solution  
Akron Pharma Inc.**

-----  
**Clotrimazole Topical Solution, USP 1%**

**FOR EXTERNAL USE ONLY.**

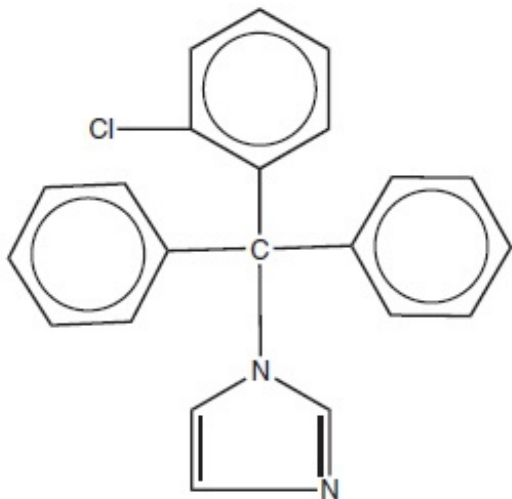
**NOT FOR OPHTHALMIC USE.**

This product is also available without a prescription.

**Rx only**

**DESCRIPTION**

Clotrimazole Topical Solution USP, 1% contains 10 mg clotrimazole USP, a synthetic antifungal agent having the chemical name 1-(o-Chloro- $\alpha,\alpha$ -diphenylbenzyl) imidazole with the following structural formula:



Molecular Formula  $C_{22}H_{17}ClN_2$  Molecular Weight 344.85

---

Clotrimazole is an odorless, white crystalline substance. It is practically insoluble in water, sparingly soluble in ether and very soluble in polyethylene glycol 400, ethanol, and chloroform.

Each mL of Clotrimazole Topical Solution, USP 1% contains 10 mg clotrimazole USP in a nonaqueous vehicle of polyethylene glycol 400.

**CLINICAL PHARMACOLOGY**

Clotrimazole is a broad-spectrum antifungal agent that is used for the treatment of dermal infections caused by various species of pathogenic dermatophytes, yeasts, and *Malassezia furfur*. The primary action of clotrimazole is against dividing and growing organisms.

*In vitro*, clotrimazole exhibits fungistatic and fungicidal activity against isolates of *Trichophyton rubrum*, *Trichophyton mentagrophytes*, *Epidermophyton floccosum*, *Microsporum canis*, and *Candida* species including *Candida albicans*. In general, the *in vitro* activity of clotrimazole corresponds to that of tolnaftate and griseofulvin against the mycelia of dermatophytes (*Trichophyton*, *Microsporum*, and *Epidermophyton*), and to that of the polyenes (amphotericin B and nystatin) against budding fungi (*Candida*). Using an *in vivo* (mouse) and an *in vitro* (mouse kidney homogenate) testing system, clotrimazole and miconazole were equally effective in preventing the growth of the pseudomycelia and mycelia of *Candida albicans*.

Strains of fungi having a natural resistance to clotrimazole are rare. Only a single isolate of *Candida guilliermondii* has been reported to have primary resistance to clotrimazole.

No single-step or multiple-step resistance to clotrimazole has developed during successive passages of *Candida albicans* and *Trichophyton mentagrophytes*. No appreciable change in sensitivity was detected after successive passages of isolates of *C. albicans*, *C. krusei*, or *C. pseudotropicalis* in liquid or solid media containing clotrimazole. Also, resistance could not be developed in chemically induced mutant strains of polyene-resistant isolates of *C. albicans*.

Slight, reversible resistance was noted in three isolates of *C. albicans* tested by one investigator. There is a single report that records the clinical emergence of a *C. albicans* strain with considerable resistance to flucytosine and miconazole, and with cross-resistance to clotrimazole; the strain remained sensitive to nystatin and amphotericin B.

In studies of the mechanism of action, the minimum fungicidal concentration of clotrimazole caused leakage of intracellular phosphorus compounds into the ambient medium with concomitant breakdown of cellular nucleic acids and accelerated potassium efflux. Both these events began rapidly and extensively after addition of the drug.

Clotrimazole appears to be well absorbed in humans following oral administration and is eliminated mainly as inactive metabolites. Following topical and vaginal administration, however, clotrimazole appears to be minimally absorbed.

Six hours after the application of radioactive clotrimazole 1% cream and 1% solution onto intact and acutely inflamed skin, the concentration of clotrimazole varied from 100 mcg/cm<sup>3</sup> in the stratum corneum to 0.5 mcg/cm<sup>3</sup> to 1 mcg/cm<sup>3</sup> in the stratum reticulare, and 0.1 mcg/cm<sup>3</sup> in the subcutis.

No measurable amount of radioactivity ( $\leq 0.001$  mcg/mL) was found in the serum within 48 hours after application under occlusive dressing of 0.5 mL of the solution or 0.8 g of the cream.

Only 0.5% or less of the applied radioactivity was excreted in the urine.

Following intravaginal administration of 100 mg <sup>14</sup>C-clotrimazole vaginal tablets to nine adult females, an average peak serum level, corresponding to only 0.03 mcg equivalents/mL of clotrimazole, was reached 1 to 2 days after application. After intravaginal administration of 5 g of 1% <sup>14</sup>C-clotrimazole vaginal cream containing 50 mg active drug, to five subjects (one with candidal colpitis), serum levels corresponding to approximately 0.01 mcg equivalents/mL were reached between 8 and 24 hours after application.

## **INDICATIONS AND USAGE**

Prescription Clotrimazole Topical Solution product is indicated for the topical treatment of candidiasis due to *Candida albicans* and tinea versicolor due to *Malassezia furfur*.

This formulation is also available as a nonprescription product which is indicated for the topical treatment of the following dermal infections: tinea pedis, tinea cruris, and tinea corporis due to *Trichophyton rubrum*, *Trichophyton mentagrophytes*, *Epidermophyton fluocosum*, and *Microsporum canis*.

## **CONTRAINDICATIONS**

Topical antifungal agents are contraindicated in those patients with a history of hypersensitivity to any of the components of the preparation.

## **WARNINGS**

Clotrimazole Topical Solution is not for ophthalmic use.

## **PRECAUTIONS**

### **General**

If irritation or sensitivity develops with the use of clotrimazole, treatment should be discontinued and appropriate therapy instituted.

### **Information for Patient**

This information is intended to aid in the safe and effective use of this medication. It is not a disclosure of all possible adverse or intended effects.

The patient should be advised to:

1. Use the medication for the full treatment time even though the symptoms may have improved. Notify the physician if there is no improvement after 4 weeks of treatment.
2. Inform the physician if the area of application shows signs of increased irritation (redness, itching, burning, blistering, swelling, oozing) indicative of possible sensitization.
3. Avoid sources of infection or reinfection.

### **Laboratory Tests**

If there is lack of response to clotrimazole, appropriate microbiological studies should be repeated to confirm the diagnosis and rule out other pathogens before instituting another course of antimycotic therapy.

### **Drug Interactions**

Synergism or antagonism between clotrimazole and nystatin, or amphotericin B, or flucytosine against strains of *C. albicans* has not been reported.

### **Carcinogenesis, Mutagenesis, and Impairment of Fertility**

An 18-month oral dosing study with clotrimazole in rats has not revealed any carcinogenic effect.

In tests for mutagenesis, chromosomes of the spermatophores of Chinese hamsters which had been exposed to clotrimazole were examined for structural changes during the metaphase.

Prior to testing, the hamsters had received five oral clotrimazole doses of 100 mg/kg body weight. The results of this study showed that clotrimazole had no mutagenic effect.

### **Usage in Pregnancy**

The disposition of <sup>14</sup>C-clotrimazole has been studied in humans and animals. Clotrimazole is very poorly absorbed following dermal application or intravaginal administration to humans. (See **CLINICAL PHARMACOLOGY**)

In clinical trials, use of vaginally applied clotrimazole in pregnant women in their second and third trimesters has not been associated with ill effects.

There are, however, no adequate and well-controlled studies in pregnant women during the first trimester of pregnancy.

Studies in pregnant rats with **intravaginal** doses up to 100 mg/kg have revealed no evidence of harm to the fetus due to clotrimazole.

High **oral** doses of clotrimazole in rats and mice ranging from 50 mg/kg to 120 mg/kg resulted in embryotoxicity (possibly secondary to maternal toxicity), impairment of mating, decreased litter size and number of viable young and decreased pup survival to weaning. However, clotrimazole was **not** teratogenic in mice, rabbits and rats at oral doses up to 200 mg/kg, 180 mg/kg and 100 mg/kg, respectively. Oral absorption in the rat amounts to approximately 90% of the administered dose.

Because animal reproduction studies are not always predictive of human response, this drug should be used only if clearly indicated during the first trimester of pregnancy.

### **Nursing Mothers**

It is not known whether this drug is excreted in human milk. Because many drugs are excreted in human milk, caution should be exercised when clotrimazole is used by a nursing woman.

### **Pediatric Use**

Safety and effectiveness in pediatric patients have been established for clotrimazole when used as indicated and in the recommended dosage.

## **ADVERSE REACTIONS**

The following adverse reactions have been reported in connection with the use of clotrimazole: erythema, stinging, blistering, peeling, edema, pruritus, urticaria, burning, and general irritation of the skin.

**To report SUSPECTED ADVERSE REACTIONS, contact Akron Pharma, Inc. at 1-877-225-6999 or FDA at 1-800-FDA-1088 or [www.fda.gov/medwatch](http://www.fda.gov/medwatch).**

## OVERDOSAGE

Acute overdosage with topical application of clotrimazole is unlikely and would not be expected to lead to a life-threatening situation.

## DOSAGE AND ADMINISTRATION

Gently massage sufficient Clotrimazole Topical Solution, USP 1% into the affected and surrounding skin areas twice a day, in the morning and evening.

Clinical improvement, with relief of pruritus, usually occurs within the first week of treatment with Clotrimazole Topical Solution, USP 1%. If the patient shows no clinical improvement after 4 weeks of treatment with Clotrimazole Topical Solution, USP 1% the diagnosis should be reviewed.

## HOW SUPPLIED

Clotrimazole Topical Solution, USP 1% is supplied as follows:

NDC 71399-0666-6 in two 30 mL round bottles in a carton

**Store at 20° to 25°C (68° to 77°F) [see USP Controlled Room Temperature].**

Manufactured by:  
Saptalis Pharmaceuticals LLC.  
Hauppauge, NY 11788 USA

Manufactured for:  
Akron Pharma, Inc.  
Fairfield, NJ 07004 USA

[www.akronpharma.com](http://www.akronpharma.com)

Rev. 3/2024

NDC 71399-0666-6

# Clotrimazole Topical Solution, USP

**1%**

FOR EXTERNAL USE ONLY.  
NOT FOR OPHTHALMIC USE.

Keep this and all medications out of the reach of children.

 Easy-to-Use Brush Applicator

2 x 30 mL Rx Only



Each mL contains: 10 mg clotrimazole, USP in a nonaqueous vehicle of polyethylene glycol.

**Usual Dosage:** Gently massage sufficient solution into the affected and surrounding skin areas twice a day, in the morning and evening.

See package insert for full prescribing information.

Store at 20° to 25°C (68° to 77°F) [see USP Controlled Room Temperature].


NDC 71399-0666-6

# Clotrimazole Topical Solution, USP


**1%**

FOR EXTERNAL USE ONLY.  
NOT FOR OPHTHALMIC USE.

Keep this and all medications out of the reach of children.

 Easy-to-Use Brush Applicator

2 x 30 mL Rx Only



Manufactured By:  
Saptalis Pharmaceuticals, LLC.  
Hauppauge, NY 11788

  
Manufactured for:  
Akron Pharma, Inc.  
Fairfield, NJ 07004  
[www.akronpharma.com](http://www.akronpharma.com)



# CLOTRIMAZOLE TOPICAL SOLUTION USP, 1%

clotrimazole topical solution usp, 1% solution

## Product Information

<b>Product Type</b>	HUMAN PRESCRIPTION DRUG	<b>Item Code (Source)</b>	NDC:71399-0666
<b>Route of Administration</b>	TOPICAL		

## Active Ingredient/Active Moiety

Ingredient Name	Basis of Strength	Strength
<b>CLOTRIMAZOLE</b> (UNII: G07GZ97H65) (CLOTRIMAZOLE - UNII:G07GZ97H65)	CLOTRIMAZOLE	10 mg in 1 mL

## Inactive Ingredients

Ingredient Name	Strength
<b>POLYETHYLENE GLYCOL 400</b> (UNII: B697894SGQ)	
<b>ALCOHOL</b> (UNII: 3K9958V90M)	
<b>CHLOROFORM</b> (UNII: 7V31YC746X)	

## Packaging

#	Item Code	Package Description	Marketing Start Date	Marketing End Date
1	NDC:71399-0666-6	2 in 1 CARTON	03/25/2024	
1		30 mL in 1 BOTTLE; Type 0: Not a Combination Product		

## Marketing Information

Marketing Category	Application Number or Monograph Citation	Marketing Start Date	Marketing End Date
ANDA	ANDA216569	10/16/2023	

**Labeler** - Akron Pharma Inc. (067878881)

Revised: 3/2024

Akron Pharma Inc.