

**SPECTRAMAST LC- ceftiofur hydrochloride suspension**  
**Zoetis Inc.**

-----  
**SPECTRAMAST® LC**

SPECTRAMAST® LC

(ceftiofur intramammary suspension)

Sterile Suspension

For **Intramammary** Infusion in Lactating Cows Only

FOR USE IN ANIMALS ONLY — NOT FOR HUMAN USE

**CAUTION**

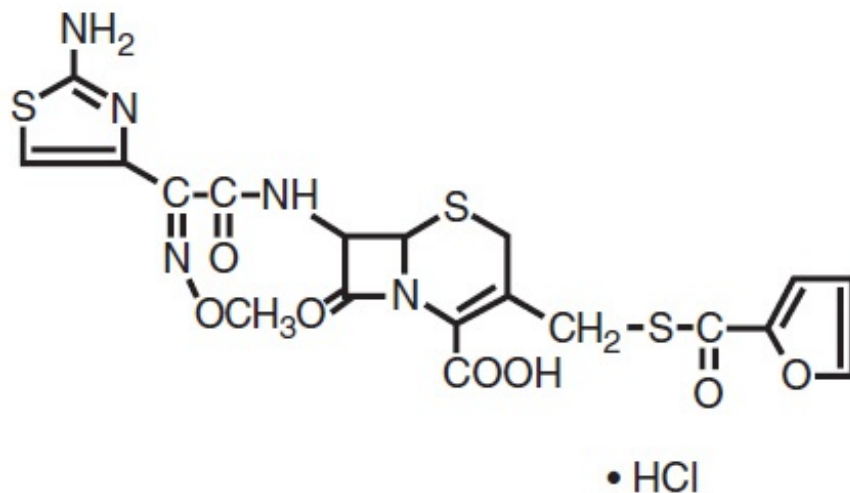
Federal (USA) law restricts this drug to use by or on the order of a licensed veterinarian. Federal law prohibits extra-label use of this drug in lactating dairy cattle for disease prevention purposes; at unapproved doses, frequencies, durations, or routes of administration; and in unapproved major food producing species/production classes.

**DESCRIPTION**

Ceftiofur hydrochloride is a cephalosporin antibiotic.

---

Chemical Structure of Ceftiofur Hydrochloride



U-64279A

Chemical Name of Ceftiofur Hydrochloride

5-Thia-1-azabicyclo [4.2.0] oct-2-ene-2-carboxylic acid, 7 -[[2-(2-amino-4-thiazolyl) - 2 -(methoxyimino)acetyl]amino]-3-[[2-(furanlycarbonyl) thio]methyl]-8-oxo, hydrochloride.

SPECTRAMASTR LC Sterile Suspension is an oil based sterile suspension.

Each 10 mL PLASTETR Disposable Syringe Contains:

Ceftiofur Equivalents (as the hydrochloride salt) .....125 mg  
Microcrystalline Wax .....700 mg

Oleoyl Polyoxylglyceride .....	500 mg
Cottonseed Oil .....	q.s.

---

## INDICATIONS FOR USE

**SPECTRAMAST® LC** (ceftiofur intramammary suspension) Sterile Suspension is indicated for use in lactating dairy cattle for (1) the treatment of clinical mastitis associated with coagulase-negative staphylococci, *Streptococcus dysgalactiae*, and *Escherichia coli* and (2) the treatment of diagnosed subclinical mastitis associated with coagulase-negative staphylococci and *Streptococcus dysgalactiae*.

## DOSAGE

### DOSAGE

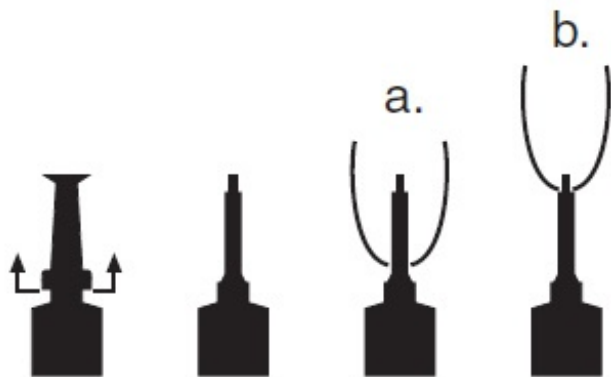
Infuse one (1) syringe into each affected quarter. Repeat this treatment in 24 hours. For extended duration therapy, once daily treatment may be repeated for up to 8 consecutive days.

## DIRECTIONS FOR USING THE PLASTET® DISPOSABLE SYRINGE

The syringe is designed to provide the choice of either insertion of the full cannula as has traditionally been practiced, or insertion of no more than 1/8 inch of the cannula, as reported by Eberhart, R.J., et. al. 1987. Current Concepts of Bovine Mastitis, 3rd Edition, National Mastitis Council, Arlington, VA.

**a. Full insertion:** Remove the red end cap by pulling straight up as shown. Gently insert the full cannula into the teat canal; carefully infuse the product.

**b. Partial insertion:** Remove the red end cap by pulling straight up as shown. Gently insert the exposed white tip into the teat canal; carefully infuse the product.



Syringe image

## ADMINISTRATION

**Treatment:** Wash teats thoroughly with warm water containing a suitable dairy antiseptic. Dry teats thoroughly. Milk out udder completely. Using an alcohol pad provided, wipe off the end of the affected teat using a separate pad for each teat. Choose the desired insertion length (full or partial) and insert tip into teat canal; push plunger to dispense entire contents, massage the quarter to distribute the suspension into the milk cistern.

## CONTRAINDICATIONS

As with all drugs, the use of **SPECTRAMAST® LC** Sterile Suspension is contraindicated in animals previously found to be hypersensitive to the drug.

**Discard Empty Container: DO NOT REUSE  
KEEP OUT OF REACH OF CHILDREN**

## **WARNINGS**

Penicillins and cephalosporins can cause allergic reactions in sensitized individuals. Topical exposures to such antimicrobials, including ceftiofur, may elicit mild to severe allergic reactions in some individuals. Repeated or prolonged exposure may lead to sensitization. Avoid direct contact of the product with the skin, eyes, mouth and clothing. Sensitization of the skin may be avoided by wearing protective gloves.

Persons with a known hypersensitivity to penicillin or cephalosporins should avoid exposure to this product.

In case of accidental eye exposure, flush with water for 15 minutes. In case of accidental skin exposure, wash with soap and water. Remove contaminated clothing. If allergic reaction occurs (e.g., skin rash, hives, difficult breathing), seek medical attention.

The Safety Data Sheet contains more detailed occupational safety information. For a copy of the Safety Data Sheet or to report adverse reactions, call Zoetis Inc. at 1-888-963-8471. For additional information about adverse drug experience reporting for animal drugs, contact FDA at 1-888-FDA-VETS or at [www.fda.gov/reportanimalae](http://www.fda.gov/reportanimalae).

## **RESIDUE WARNINGS**

1. Milk taken from cows during treatment (a maximum of eight daily infusions) and for 72 hours after the last treatment must not be used for human consumption.
2. Following label use for up to eight consecutive days, a 2-day pre-slaughter withdrawal period is required.
3. Use of this product in a manner other than indicated under DOSAGE might result in violative residues.

## **PRECAUTION**

### **PRECAUTION**

Following intramammary infusion with antibiotics in lactating cows, milk obtained during treatment and during the milk discard period should be properly discarded and not fed to calves. SPECTRAMAST LC is intended for use in lactating dairy cattle with mastitis associated only with the specified labeled pathogens. To assure responsible antimicrobial drug use, it is expected that subclinical mastitis will be diagnosed using a positive culture or other pathogen-specific test in addition to any other appropriate veterinary medical evaluation prior to treatment. Cows with systemic clinical signs caused by mastitis should receive other appropriate therapy under the direction of a licensed veterinarian. After successful treatment, reinfection may occur unless good herd management, sanitation, and mechanical safety measures are practiced. Affected cows should be watched carefully to detect recurrence of infection and possible spread to other animals.

## **CLINICAL MICROBIOLOGY**

Ceftiofur is a broad-spectrum cephalosporin antibiotic that exerts its effect by inhibiting bacterial cell wall synthesis. Like other  $\beta$ -lactam antimicrobial agents, cephalosporins inhibit cell wall synthesis by interfering with the enzymes essential for peptidoglycan synthesis. This effect results in lysis of the

bacterial cell and accounts for the bactericidal nature of these agents. Ceftiofur has demonstrated *in vitro* activity against coagulase-negative staphylococci, *Streptococcus dysgalactiae*, and *Escherichia coli*. The minimum inhibitory concentrations (MICs) of ceftiofur against indicated pathogens collected from field studies conducted in 2000 were determined using methods recommended by the National Committee for Clinical Laboratory Standards (NCCLS, M31-A) and are represented in Table 1, below:

Table 1. Ceftiofur Minimum Inhibitory Concentrations (MIC)  
Values\* of Isolates from Field Studies Evaluating Clinical Mastitis in Dairy Cows in the U.S. during 2000

Pathogen	Number of Isolates	MIC <sub>90</sub> ** (µg/mL)	MIC Range (µg/mL)
Coagulase-negative staphylococci (CNS)	33	1.0	≤0.06–2.0
Streptococcus dysgalactiae	32	≤0.06	≤0.06–0.5
Escherichia coli	35	0.5	≤0.06–1.0

\* The correlation between *in vitro* susceptibility data and clinical effectiveness is unknown.

\*\* The lowest MIC to encompass 90% of the most susceptible isolates.

## EFFECTIVENESS

In 1999 to 2000, the efficacy of ceftiofur was demonstrated in a pivotal multi-location field trial in lactating dairy cattle with clinical mastitis in one quarter. Ceftiofur was formulated in stable cottonseed oil sterile suspension manufactured under GMP guidelines. Cows with mastitis were enrolled in the study if visually abnormal milk (clots, flakes, or watery secretion) or if udder swelling, heat, pain or redness were present and the milk was not yet visually abnormal but California Mastitis Test (CMT) gave results of 2 or greater. A total of 13 trial sites enrolled 352 cows in the study. Cows were assigned to one of three treatment groups: non-treated control, 62.5 mg ceftiofur, and 125 mg ceftiofur. Each treatment group received an intramammary infusion twice at a 24-hour interval in the affected quarter. The non-treated controls received no therapy. Three different definitions for cure were used for analysis purposes: 1) a clinical cure was defined as the milk and udder returning to normal 14 days after the last treatment and remaining normal at the 21 day time point; 2) a bacterial cure was defined as the absence of the pre-treatment pathogen at 14 and 21 days post-treatment; 3) a protocol cure was defined as the absence of the pre-treatment pathogen at 14 and 21 days post-treatment and return to normal of the milk and udder 14 days after the last treatment and remaining normal at the 21 day time point. Three hundred and thirty seven cows were analyzed for clinical cure rates, which were 54.7% (64/117) for the non-treated control group compared to 69.4% (75/108) for the 62.5 mg treatment group and 78.6% (88/112) for the 125 mg treatment group. The 125 mg treatment group's clinical cure rate was significantly greater than the non-treated control ( $P=0.002$ ). One hundred and forty six cows were analyzed for bacterial cure rates, which were 41.3% (19/46) for the non-treated control group, 45.6% (21/46) for the 62.5 mg treatment group and 70.4% (38/54) for the 125 mg treatment group. The 125 mg treatment group's bacterial cure rate was significantly greater than the non-treated control group ( $P=0.006$ ). One hundred and forty six cows were analyzed for protocol cure rates, which were 63.0% (34/54) for the 125 mg treatment group, 41.3% (19/46) for the 62.5 mg treatment group and 23.9% (11/46) for the non-treated control group. The 125 mg treatment group's protocol cure rate was significantly better than the non-treated control ( $P<0.001$ ) for treatment of clinical mastitis. Thus, 125 mg of ceftiofur administered via intramammary infusion twice at a 24-hour interval was effective in the

treatment of clinical mastitis in lactating dairy cows associated with coagulase-negative staphylococci, (CNS), *Streptococcus dysgalactiae*, and *Escherichia coli*.

The effectiveness of ceftiofur for the treatment of subclinical mastitis was demonstrated in a 10-site field study in lactating dairy cattle in 2013. Cows with subclinical mastitis were enrolled in the study if milk and udders were visually normal, composite quantitative somatic cell count (SCC) was >400,000 cells/mL, and milk culture was positive for a mastitis-causing pathogen. Cows were assigned to one of two treatment groups: SPECTRAMAST LC (125 mg ceftiofur equivalents per dose) or an equivalent volume of saline. Each treatment group received an intramammary infusion twice at a 24-hour interval in the affected quarter. Treatment success (bacterial cure) was defined as the absence of the pre-treatment pathogen at 14 and 20 days post-treatment. Three hundred thirty-six cows were analyzed for bacterial cure rates. There was a statistically significantly different ( $P < 0.0001$ ) overall proportion of treatment successes in the SPECTRAMAST LC-treated group (44%, 75/164) compared with the saline-treated group (4%, 8/172). Additionally, a clinically-relevant ratio of clinical successes to failures was observed in the SPECTRAMAST LC-treated group compared to the saline-treated group for evaluable cases of subclinical mastitis associated with CNS and with *S. dysgalactiae*.

## **ANIMAL SAFETY**

A pivotal GLP udder irritation study was conducted in 40 cows to assess udder irritation following daily intramammary infusion of an oil-based suspension containing 125 mg of ceftiofur for up to 8 consecutive days. A transient and clinically insignificant rise in SCC to levels <200,000 cell/mL was observed following infusion in normal cows with very low pre-infusion SCC (<10,000 cell/mL). This elevation is not unexpected with oil-based suspensions. The duration of therapy did not affect this elevation. No udder clinical signs of irritation (swelling, pain, or redness), changes in body temperature or in milk production were noted during this study. This pivotal GLP study demonstrated that this formulation is clinically safe and non-irritating to the udder of lactating dairy cows. In two clinical field efficacy studies in 971 lactating dairy cows, no reports of udder irritation or adverse events were noted following infusion. Collectively, these three studies demonstrate that the intramammary infusion of an oil-based suspension containing 125 mg of ceftiofur once daily into all four quarters for up to 8 consecutive days is clinically safe and nonirritating to the udder of lactating dairy cows.

## **MILK AND TISSUE RESIDUE DEPLETION**

A metabolism study in cattle using radiolabeled ceftiofur provided the data to establish tolerances for ceftiofur-related residues (as desfuroylceftiofur) in tissue and milk. These tolerances are 0.1 ppm in milk, 0.4 ppm in kidney, 2.0 ppm in liver, and 1.0 ppm in muscle.

Two pivotal milk residue decline studies were conducted. In these studies, non-mastitic cows received 125 mg of ceftiofur per quarter into all four quarters either twice at a 24-hour interval or once daily for 8 consecutive days. Regardless of treatment duration and using a tolerance of 0.10 ppm for ceftiofur-related residues in milk, these studies demonstrate that milk taken during treatment (a maximum of 8 consecutive daily infusions) and for 72 hours after the last treatment must not be used for human consumption and must be discarded.

A pivotal tissue residue decline study in lactating dairy cattle provides tissue residue decline data. In this study, the cattle received an intramammary infusion of 125 mg of ceftiofur hydrochloride into each of four quarters once daily for 8 consecutive days. Ceftiofur residues were determined in the kidney (the target tissue) using the official analytical method. Kidney residues were less than the established tolerance (0.4 ppm) by 2 days after the last infusion. These data collectively support the assignment of a 2-day pre-slaughter withdrawal period regardless of treatment duration.

## **STORAGE CONDITIONS**

Store at controlled room temperature 20° to 25° C (68° to 77° F). Protect from light. Store syringes in carton or pail until used.

## HOW SUPPLIED

**SPECTRAMAST® LC** Sterile Suspension is available in cartons containing 1 unbroken package of 12–10 mL PLASTET® Disposable Syringes with 12 individually wrapped 70% isopropyl alcohol pads and in pails containing 12 unbroken packages of 12-10 mL PLASTET® Disposable Syringes with 144 individually wrapped 70% isopropyl alcohol pads.

## NO TITLE

Approved by FDA under NADA # 141-238

## zoetis


Distributed by:  
Zoetis Inc.  
Kalamazoo, MI 49007

www.spectramast.com or call 1-888-963-8471

Revised: October 2019

40029063

## PRINCIPAL DISPLAY PANEL - 12-10 mL Syringe Carton



**SPECTRAMAST®**  
*(ceftiofur intramammary suspension)* **LC**  
*Sterile Suspension*

**LACTATING COW FORMULA**

Equivalent to 125 mg ceftiofur per 10 mL  
PLASTET® Disposable Syringe  
Approved by FDA under NADA # 141-238

For udder Infusion in lactating dairy cattle.  
For Use In Animals Only

**CAUTION:** Federal (USA) law restricts this drug to use by or on the order of a licensed veterinarian. Federal Law prohibits extra-label use of this drug in lactating dairy cattle for disease prevention purposes; at unapproved doses, frequencies, durations, or routes of administration; and in unapproved major food producing species/production classes.

12-10 mL (.33 Fl Oz) PLASTET® Disposable Syringes  
12 Alcohol Pads Included

**zoetis**

## PRINCIPAL DISPLAY PANEL - 144-10 mL Syringe Pail Label



**SPECTRAMAST®**  
(ceftiofur intramammary suspension)  
Sterile Suspension

**LC**



**LACTATING COW FORMULA**

Equivalent to 125 mg ceftiofur per 10 mL

PLASTET® Disposable Syringe

For udder Infusion in lactating dairy cattle.

For Use In Animals Only

**CAUTION:** Federal (USA) law restricts this drug to use by or on the order of a licensed veterinarian. Federal law prohibits extra-label use of this drug in lactating dairy cattle for disease prevention purposes; at unapproved doses, frequencies, durations, or routes of administration; and in unapproved major food producing species/production classes.

144-10 mL (.33 Fl Oz) PLASTET® Disposable Syringes

144 Alcohol Pads Included

Approved by FDA under NADA # 141-238

**zoetis**

**SPECTRAMAST LC**

ceftiofur hydrochloride suspension

**Product Information**

<b>Product Type</b>	PRESCRIPTION ANIMAL DRUG	<b>Item Code (Source)</b>	NDC:54771-5279
<b>Route of Administration</b>	INTRAMAMMARY		

**Active Ingredient/Active Moiety**

Ingredient Name	Basis of Strength	Strength
CEFTIOFUR HYDROCHLORIDE (UNII: 6822A07436) (CEFTIOFUR - UNII:83JL932IIC)	CEFTIOFUR	125 mg in 10 mL

**Inactive Ingredients**

Ingredient Name	Strength
MICROCRYSTALLINE WAX (UNII: XOF597Q3KY)	700 mg in 10 mL
APRICOT KERNEL OIL PEG-6 ESTERS (UNII: DRG3KJZ1TJ)	

**Packaging**

#	Item Code	Package Description	Marketing Start Date	Marketing End Date
1	NDC:54771-5279-1	12 in 1 CARTON		
1		10 mL in 1 SYRINGE		
2	NDC:54771-5279-2	144 in 1 PAIL		
2		10 mL in 1 SYRINGE		

**Marketing Information**

Marketing Category	Application Number or Monograph Citation	Marketing Start Date	Marketing End Date
NADA	NADA141238	02/09/2005	

**Labeler** - Zoetis Inc. (828851555)

Revised: 5/2020

Zoetis Inc.