

ALPROSTADIL- alprostadil injection, solution, concentrate
Meitheal Pharmaceuticals Inc.

Alprostadil Injection, USP

For Intravenous Use Only

meitheal®

Rx only

WARNING

Apnea is experienced by about 10 to 12% of neonates with congenital heart defects treated with alprostadil injection. Apnea is most often seen in neonates weighing less than 2 kg at birth and usually appears during the first hour of drug infusion. Therefore, respiratory status should be monitored throughout treatment, and alprostadil injection should be used where ventilatory assistance is immediately available.

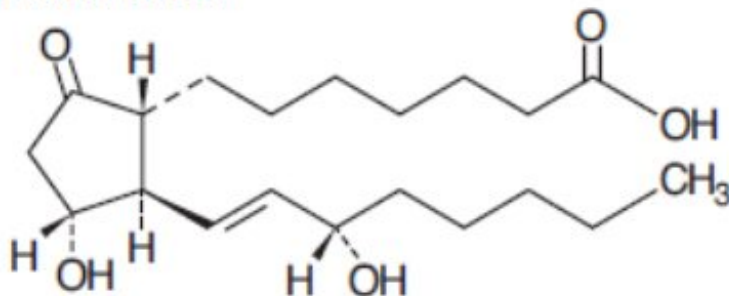
DESCRIPTION

Alprostadil injection, USP for intravascular infusion contains 500 micrograms alprostadil, more commonly known as prostaglandin E₁, in 1 mL dehydrated alcohol.

The chemical name for alprostadil is (1R,2R,3R)-3-Hydroxy-2-[(E)-(3S)-3-hydroxy-1-octenyl]-5-oxocyclopentane heptanoic acid, and the molecular weight is 354.49.

Alprostadil is a white to off-white crystalline powder with a melting point between 110° and 116°C. Its solubility at 35°C is 8000 micrograms per 100 mL double distilled water. Alprostadil has a molecular formula of C₂₀H₃₄O₅.

Structural Formula



CLINICAL PHARMACOLOGY

Alprostadil (prostaglandin E₁) is one of a family of naturally occurring acidic lipids with various pharmacologic effects. Vasodilation, inhibition of platelet aggregation, and stimulation of intestinal and uterine smooth muscle are among the most notable of these

effects. Intravenous doses of 1 to 10 micrograms of alprostadil per kilogram of body weight lower the blood pressure in mammals by decreasing peripheral resistance. Reflex increases in cardiac output and rate accompany the reduction in blood pressure.

Smooth muscle of the ductus arteriosus is especially sensitive to alprostadil, and strips of lamb ductus markedly relax in the presence of the drug. In addition, administration of alprostadil reopened the closing ductus of new-born rats, rabbits, and lambs. These observations led to the investigation of alprostadil in infants who had congenital defects which restricted the pulmonary or systemic blood flow and who depended on a patent ductus arteriosus for adequate blood oxygenation and lower body perfusion.

In infants with restricted pulmonary blood flow, about 50% responded to alprostadil infusion with at least a 10 torr increase in blood pO_2 (mean increase about 14 torr and mean increase in oxygen saturation about 23%). In general, patients who responded best had low pretreatment blood pO_2 and were 4 days old or less.

In infants with restricted systemic blood flow, alprostadil often increased pH in those having acidosis, increased systemic blood pressure, and decreased the ratio of pulmonary artery pressure to aortic pressure.

Alprostadil must be infused continuously because it is very rapidly metabolized. As much as 80% of the circulating alprostadil may be metabolized in one pass through the lungs, primarily by β - and ω -oxidation. The metabolites are excreted primarily by the kidney, and excretion is essentially complete within 24 hours after administration. No unchanged alprostadil has been found in the urine, and there is no evidence of tissue retention of alprostadil or its metabolites.

INDICATIONS AND USAGE

Alprostadil injection, USP is indicated for palliative, not definitive, therapy to temporarily maintain the patency of the ductus arteriosus until corrective or palliative surgery can be performed in neonates who have congenital heart defects and who depend upon the patent ductus for survival. Such congenital heart defects include pulmonary atresia, pulmonary stenosis, tricuspid atresia, tetralogy of Fallot, interruption of the aortic arch, coarctation of the aorta, or transposition of the great vessels with or without other defects.

In infants with restricted pulmonary blood flow, the increase in blood oxygenation is inversely proportional to pretreatment pO_2 values; that is, patients with low pO_2 values respond best, and patients with pO_2 values of 40 torr or more usually have little response.

Alprostadil injection, USP should be administered only by trained personnel in facilities that provide pediatric intensive care.

CONTRAINDICATIONS

None.

WARNINGS

See **WARNING** box.

NOTE: Alprostadil injection must be diluted before it is administered. See dilution instructions in **DOSAGE AND ADMINISTRATION** section.

The administration of alprostadil injection to neonates may result in gastric outlet obstruction secondary to antral hyperplasia. This effect appears to be related to duration of therapy and cumulative dose of the drug. Neonates receiving alprostadil injection at recommended doses for more than 120 hours should be closely monitored for evidence of antral hyperplasia and gastric outlet obstruction.

Alprostadil injection should be infused for the shortest time and at the lowest dose that will produce the desired effects. The risks of long-term infusion of alprostadil injection should be weighed against the possible benefits that critically ill infants may derive from its administration.

PRECAUTIONS

General Precautions

Cortical proliferation of the long bones, first observed in dogs, has also been observed in infants during long-term infusions of alprostadil. The cortical proliferation in infants regressed after withdrawal of the drug.

In infants treated with alprostadil injection at the usual doses for 10 hours to 12 days and who died of causes unrelated to ductus structural weakness, tissue sections of the ductus and pulmonary arteries have shown intimal lacerations, a decrease in medial muscularity and disruption of the medial and internal elastic lamina. Localized and aneurysmal dilatations and vessel wall edema also were seen compared to a series of pathological specimens from infants not treated with alprostadil injection. The incidence of such structural alterations has not been defined.

Because alprostadil inhibits platelet aggregation, use alprostadil injection cautiously in neonates with bleeding tendencies.

Alprostadil injection should not be used in neonates with respiratory distress syndrome. A differential diagnosis should be made between respiratory distress syndrome (hyaline membrane disease) and cyanotic heart disease (restricted pulmonary blood flow). If full diagnostic facilities are not immediately available, cyanosis (pO_2 less than 40 torr) and restricted pulmonary blood flow apparent on an X-ray are appropriate indicators of congenital heart defects.

Necessary Monitoring

In all neonates, arterial pressure should be monitored intermittently by umbilical artery catheter, auscultation, or with a Doppler transducer. *Should arterial pressure fall significantly, decrease the rate of infusion immediately.*

In infants with restricted pulmonary blood flow, measure efficacy of alprostadil injection by monitoring improvement in blood oxygenation. In infants with restricted systemic blood flow, measure efficacy by monitoring improvement of systemic blood pressure and blood pH.

Drug Interactions

No drug interactions have been reported between alprostadil injection and the therapy standard in neonates with restricted pulmonary or systemic blood flow. Standard therapy includes antibiotics, such as penicillin and gentamicin; vasopressors, such as dopamine and isoproterenol; cardiac glycosides; and diuretics, such as furosemide.

Carcinogenesis, Mutagenesis, and Impairment of Fertility

Long-term carcinogenicity studies and fertility studies have not been done. The Ames and Alkaline Elution assays reveal no potential for mutagenesis.

ADVERSE REACTIONS

Central Nervous System

*Apnea has been reported in about 12% of the neonates treated (see **WARNING** box).* Other common adverse reactions reported have been fever in about 14% of the patients treated and seizures in about 4%. The following reactions have been reported in less than 1% of the patients: cerebral bleeding, hyperextension of the neck, hyperirritability, hypothermia, jitteriness, lethargy, and stiffness.

Cardiovascular System

The most common adverse reactions reported have been flushing in about 10% of patients (more common after intraarterial dosing), bradycardia in about 7%, hypotension in about 4%, tachycardia in about 3%, cardiac arrest in about 1%, and edema in about 1%. The following reactions have been reported in less than 1% of the patients: congestive heart failure, hyperemia, second degree heart block, shock, spasm of the right ventricle infundibulum, supraventricular tachycardia, and ventricular fibrillation.

Respiratory System

The following reactions have been reported in less than 1% of the patients: bradypnea, bronchial wheezing, hypercapnia, respiratory depression, respiratory distress, and tachypnea.

Gastrointestinal System

See **WARNINGS**.

The most common adverse reaction reported has been diarrhea in about 2% of the patients. The following reactions have been reported in less than 1% of the patients: gastric regurgitation, and hyperbilirubinemia.

Hematologic System

The most common hematologic event reported has been disseminated intravascular coagulation in about 1% of the patients. The following events have been reported in less than 1% of the patients: anemia, bleeding, and thrombocytopenia.

Excretory System

Anuria and hematuria have been reported in less than 1% of the patients.

Skeletal System

Cortical proliferation of the long bones has been reported (see **PRECAUTIONS**).

Miscellaneous

Sepsis has been reported in about 2% of the patients. Peritonitis has been reported in less than 1% of the patients. Hypokalemia has been reported in about 1%, and hypoglycemia and hyperkalemia have been reported in less than 1% of the patients.

To report SUSPECTED ADVERSE REACTIONS, contact Meitheal Pharmaceuticals, Inc. at 1-844-824-8426 or FDA at 1-800-FDA-1088 or www.fda.gov/medwatch.

OVERDOSAGE

Apnea, bradycardia, pyrexia, hypotension, and flushing may be signs of drug overdose. If apnea or bradycardia occurs, discontinue the infusion, and provide appropriate medical treatment. Caution should be used in restarting the infusion. If pyrexia or hypotension occurs, reduce the infusion rate until these symptoms subside. Flushing is usually a result of incorrect intraarterial catheter placement, and the catheter should be repositioned.

DOSAGE AND ADMINISTRATION

The preferred route of administration for alprostadil injection is continuous intravenous infusion into a large vein. Alternatively, alprostadil injection may be administered through an umbilical artery catheter placed at the ductal opening. Increases in blood pO₂ (torr) have been the same in neonates who received the drug by either route of administration.

Begin infusion with 0.05 to 0.1 micrograms alprostadil per kilogram of body weight per minute. A starting dose of 0.1 micrograms per kilogram of body weight per minute is the recommended starting dose based on clinical studies; however, adequate clinical response has been reported using a starting dose of 0.05 micrograms per kilogram of body weight per minute. After a therapeutic response is achieved (increased pO₂ in infants with restricted pulmonary blood flow or increased systemic blood pressure and blood pH in infants with restricted systemic blood flow), reduce the infusion rate to provide the lowest possible dosage that maintains the response. This may be accomplished by reducing the dosage from 0.1 to 0.05 to 0.025 to 0.01 micrograms per kilogram of body weight per minute. If response to 0.05 micrograms per kilogram of body weight per minute is inadequate, dosage can be increased up to 0.4 micrograms per kilogram of body weight per minute although, in general, higher infusion rates do not produce greater effects.

Dilution Instructions

To prepare infusion solutions, dilute 1 mL of alprostadil injection with sodium chloride injection, USP or dextrose injection, USP. Undiluted alprostadil injection may interact with the plastic sidewalls of volumetric infusion chambers causing a change in the appearance of the chamber and creating a hazy solution. Should this occur, the solution

and the volumetric infusion chamber should be replaced.

When using a volumetric infusion chamber, the appropriate amount of intravenous infusion solution should be added to the chamber first. The undiluted alprostadil injection should then be added to the intravenous infusion solution, avoiding direct contact of the undiluted solution with the walls of the volumetric infusion chamber.

Dilute to volumes appropriate for the pump delivery system available. Prepare fresh infusion solutions every 24 hours. *Discard any solution more than 24 hours old.*

Sample Dilutions and Infusion Rates to Provide a Dosage of 0.1 Micrograms per Kilogram of Body Weight per Minute

Add 1 vial (500 micrograms) alprostadil to:	Approximate Concentration of resulting solution (micrograms/mL)	Infusion rate (mL/min per kg) (of body weight)
250 mL	2	0.05
100 mL	5	0.02
50 mL	10	0.01
25 mL	20	0.005

Example: To provide 0.1 micrograms/kilogram of body weight per minute to an infant weighing 2.8 kilograms using a solution of 1 vial alprostadil injection in 100 mL of saline or dextrose: $\text{INFUSION RATE} = 0.02 \text{ mL/min per kg} \times 2.8 \text{ kg} = 0.056 \text{ mL/min}$ or 3.36 mL/hr.

Parenteral drug products should be inspected visually for particulate matter and discoloration prior to administration, whenever solution and container permit.

HOW SUPPLIED

Each mL contains 500 micrograms alprostadil in dehydrated alcohol.

NDC	Alprostadil Injection, USP (500 mcg per mL)	Package Factor
NDC 71288-206-02	500 mcg per mL Single-Dose Vial	10 vials per carton

Store alprostadil injection, USP in a refrigerator at 2° to 8°C (36° to 46°F).

Sterile, Nonpyrogenic, Preservative-free.

The container closure is not made with natural rubber latex.

meitheal®

Mfd. for Meitheal Pharmaceuticals
Chicago, IL 60631 (USA)

©2024 Meitheal Pharmaceuticals Inc.

Mfd. by Nanjing King-Friend Biochemical Pharmaceutical Co., Ltd.

Nanjing, China 210061

April 2024

8T2AAM9-00

Package Display Panel Alprostadil Injection, USP 500 mcg per mL Vial Label

NDC 71288-206-01

Rx only

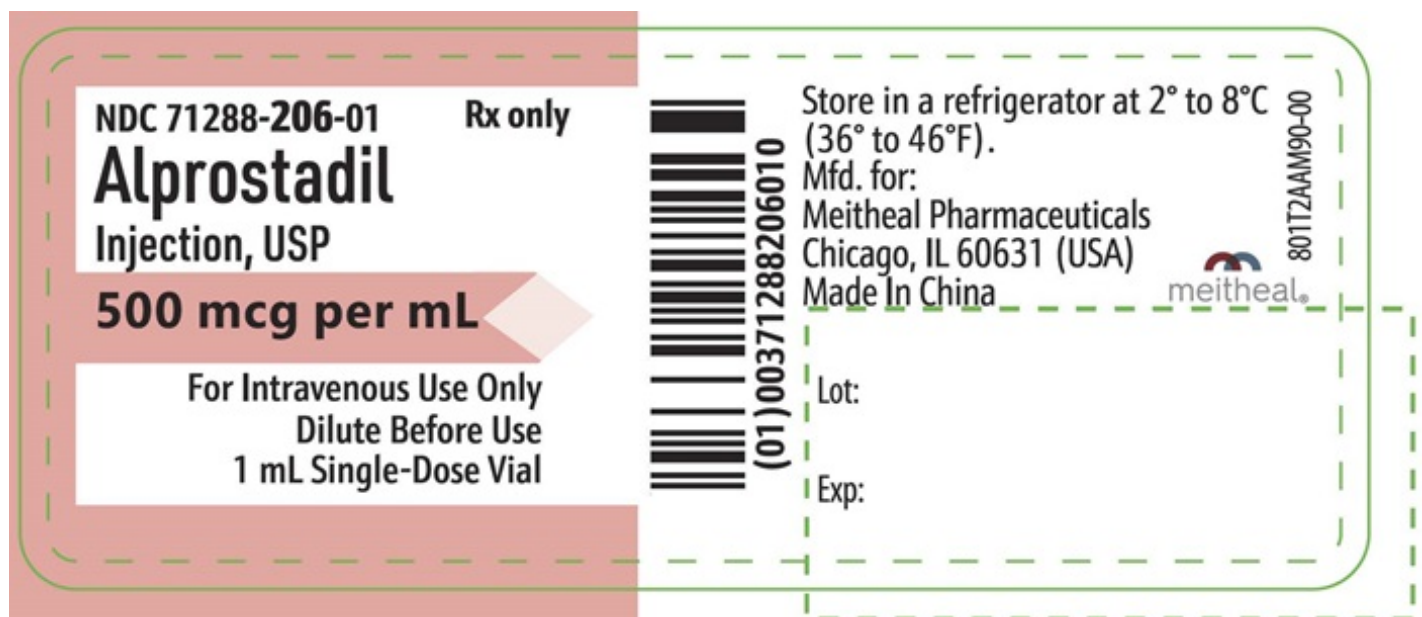
Alprostadil Injection, USP

500 mcg per mL

For Intravenous Use Only

Dilute Before Use

1 mL Single-Dose Vial



Package Display Panel Alprostadil Injection, USP 500 mcg per mL Carton

NDC 71288-206-02

Rx only

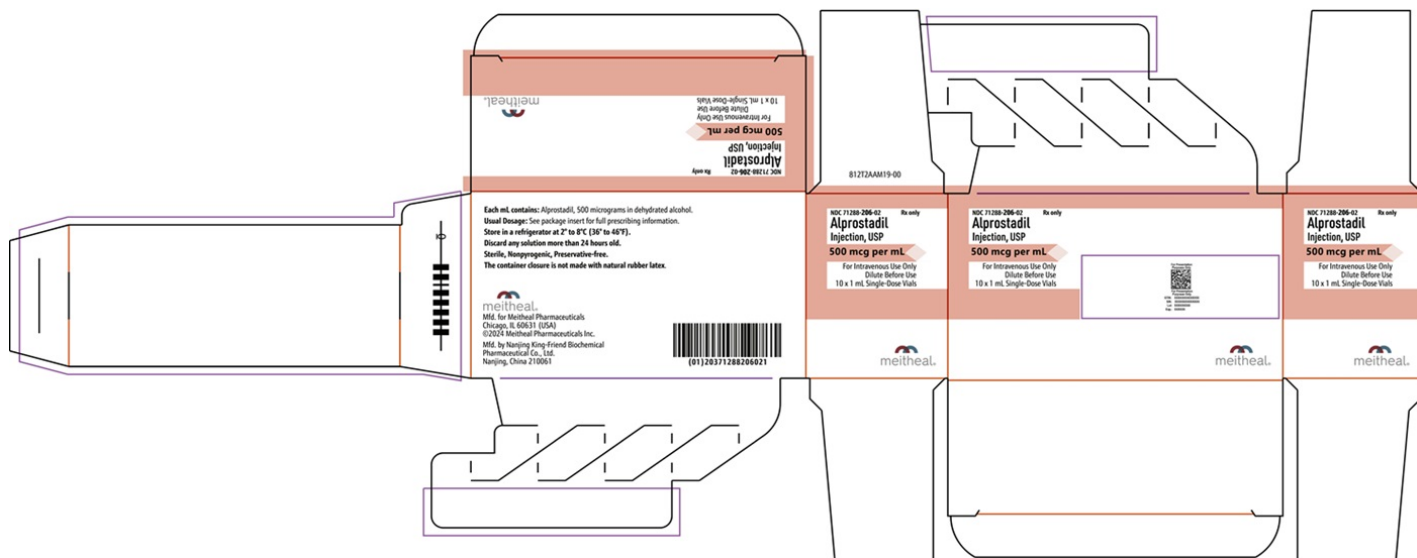
Alprostadil Injection, USP

500 mcg per mL

For Intravenous Use Only

Dilute Before Use

10 x 1 mL Single-Dose Vials



ALPROSTADIL

alprostadil injection, solution, concentrate

Product Information

Product Type	HUMAN PRESCRIPTION DRUG	Item Code (Source)	NDC:71288-206
Route of Administration	INTRAVASCULAR		

Active Ingredient/Active Moiety

Ingredient Name	Basis of Strength	Strength
ALPROSTADIL (UNII: F5TD010360) (ALPROSTADIL - UNII:F5TD010360)	ALPROSTADIL	500 ug in 1 mL

Inactive Ingredients

Ingredient Name	Strength
ALCOHOL (UNII: 3K9958V90M)	

Packaging

#	Item Code	Package Description	Marketing Start Date	Marketing End Date
1	NDC:71288-206-02	10 in 1 CARTON	09/15/2024	
1	NDC:71288-206-01	1 mL in 1 VIAL, SINGLE-USE; Type 0: Not a Combination Product		

Marketing Information

Marketing Category	Application Number or Monograph Citation	Marketing Start Date	Marketing End Date
ANDA	ANDA075196	09/15/2024	

Labeler - Meitheal Pharmaceuticals Inc. (080548348)

Registrant - Meitheal Pharmaceuticals Inc. (080548348)

Revised: 6/2024

Meitheal Pharmaceuticals Inc.