

**RID LICE TREATMENT COMPLETE KIT - rid lice treatment complete kit**  
**Bayer HealthCare LLC**

*Disclaimer: Most OTC drugs are not reviewed and approved by FDA, however they may be marketed if they comply with applicable regulations and policies. FDA has not evaluated whether this product complies.*

-----

**RID Lice Treatment Complete Kit**

***Drug Facts***

**Shampoo**

***Active ingredients***

Piperonyl butoxide (4%)

Pyrethrum extract (equivalent to 0.33% pyrethrins)

***Purpose***

Lice treatment

**Uses**

*Uses* treats head, pubic (crab), and body lice

***Warnings***

**For external use only**

**Do not use**

- near the eyes
- inside the nose, mouth, or vagina
- on lice in eyebrows or eyelashes. See a doctor if lice are present in these areas.
- if you have ever had an allergic reaction to this product or any of its ingredients

**Ask a doctor before use if you are** allergic to ragweed. May cause breathing difficulty or an asthmatic attack.

**When using this product**

- keep eyes tightly closed and protect eyes with a washcloth or towel
- if product gets in eyes, flush with water right away
- scalp itching or redness may occur

**Stop use and ask a doctor if**

- breathing difficulty occurs
- eye irritation occurs
- skin or scalp irritation continues or infection occurs

**Keep out of reach of children.** If swallowed, get medical help or contact a Poison Control Center right away.

## ***Directions***

- Important: Read warnings before use

Adults and children 2 years and over:

Inspect

- check each household member with a magnifying glass in bright light for lice/nits (eggs)
- look for tiny nits near scalp, beginning at back of neck and behind ears
- examine small sections of hair at a time
- unlike dandruff which moves when touched, nits stick to the hair
- if either lice or nits are found, treat with this product

Treat

- apply thoroughly to DRY HAIR or other affected area. For head lice, first apply behind ears and to back of neck.
- allow product to remain for 10 minutes, but no longer
- use warm water to form a lather, shampoo, then thoroughly rinse
- for head lice, towel dry hair and comb out tangles

Remove lice and their eggs (nits)

- use a fine-tooth or special lice/nit comb. Remove any remaining nits by hand (using a throw-away glove).
- hair should remain slightly damp while removing nits
- if hair dries during combing, dampen slightly with water
- for head lice, part hair into sections. Do one section at a time starting on top of head. Longer hair may take 1 to 2 hours.
- lift a 1- to 2-inch wide strand of hair. Place comb as close to scalp as possible and comb with a firm, even motion away from scalp.
- pin back each strand of hair after combing
- clean comb often. Wipe nits away with tissue and discard in a plastic bag. Seal bag and discard to prevent lice from coming back.
- after combing, thoroughly recheck for lice/nits. Repeat combing if necessary.
- check daily for any lice/nits that you missed
- a second treatment must be done in 7 to 10 days to kill any newly hatched lice

- if infestation continues, see a doctor for other treatments

**Children under 2 years:** ask a doctor

## **Other information**

### ***Other information***

- keep carton for important product information
- see Consumer Information Insert for additional information
- avoid excessive heat

***Inactive ingredients*** ammonium laureth sulfate, dehydrated alcohol, fragrance, isopropyl alcohol, PEG-25 hydrogenated castor oil, polyquaternium-10, purified water

## **Questions or Comments**

***Questions or comments?*** 1-800-RID-LICE (1-800-743-5423) (Mon – Fri 9AM – 8PM EST)

www.ridlice.com

## **Lice & Egg Comb Out Spray**

### **Use**

RID® Lice & Egg Comb-Out Spray detangles hair in order to make lice and egg comb-out easier.

**For external use only. Keep out of reach of children. Avoid contact with eyes. Do not use if you have ever had an allergic reaction to this product or any of its ingredients.**

### **Directions For Use**

- **Before using, read Consumer Information Insert for complete directions.**
- Use **AFTER** shampooing with **RID® Lice Killing Shampoo**.
- Towel dry hair. Apply a small amount of **RID® Lice & Egg Comb-Out Spray** and use a wide-toothed

comb to remove any tangles.

- Comb out the dead lice, eggs, and nits, one small section at a time, with the enclosed **RIDvantage® Jr.**

**Lice Comb.** (See insert for additional combing instructions). **This step is very important.**

- Use additional **RID® Lice & Egg Comb-Out Spray** to remove tangles, if needed, during the comb-out

process.

- After you have combed entire head, rinse hair thoroughly with warm water. Disinfect combs with hot water (130°F).

### **Other Information**

- It is important to wash in hot water (130°F) all clothing, bedding, towels, and hair products (combs, brushes) used by infested persons in the two days prior to treatment.
- Dry clean non-washable fabrics.
- To eliminate infestation of furniture and bedding that cannot be washed or dry cleaned, a multi-use lice

spray such as **RID® Home Lice, Bedbug & Dust Mite Spray** may be used.

• **RID® Lice & Egg Comb-Out Spray does not kill lice or their eggs.** Use this product only after treating

with RID® Lice Killing Shampoo.

• Store in a cool, dry place. Keep from freezing.

## Questions?

1-800-RID-LICE (1-800-743-5423)

## Consumer Information



### 3-STEP PROCESS FOR LICE TREATMENT<sup>1</sup>

See carton for complete product information.

#### Step 1 • Treat

##### Apply RID® Lice Killing Shampoo

**Note: Do not treat** unless live lice or eggs have been found on the individual's head.



**TREATS:** Head, pubic (crab), and body lice.

**WARNINGS:**  
**For External use only**  
 • Do not use near the eyes, inside nose, mouth, vagina, or on the eye socket or eyelashes. See a doctor if lice are present in these areas.  
 • Ask a doctor before use if you are allergic to pyrethroids. May cause breathing difficulty or an asthmatic attack.  
 • When using this product keep eyes tightly closed and protect face with a wet cloth or towel. If product gets in eyes, flush with water right away. Severe itching or redness may occur.  
 • Stop use and consult a doctor if breathing difficulty occurs, eye irritation occurs, skin or scalp irritation continues or infection occurs.  
**Keep out of reach of children.** If swallowed, get medical help or contact a Poison Control Center right away.

**ACTIVE INGREDIENTS:**  
 Piperonyl butoxide 4%  
 Pyrethrin extract  
 (equivalent to 0.5% pyrethrin)

**INACTIVE INGREDIENTS:**  
 ammonium lauryl sulfate, dehydrated alcohol, fragrance, sorbitol alcohol, PEG-20 hydroxyethyl ether, polyquaternium-15, purified water



**A** Use towels to protect eyes and clothes from treatment. Apply **RID® Lice Killing Shampoo to DRY HAIR** or affected areas. Apply enough product to saturate. Thoroughly massage product into scalp, behind ears and onto back of neck.



**B** Allow product to remain on hair for 10 minutes, but no longer.



**C** Add warm water and massage to form lather. Rinse thoroughly, e.g., in a sink.



**D** Repeat this step in 7-10 days to kill any newly hatched lice.

#### Did You Know?

##### HEAD LICE

- Lay small white eggs (nits) on hair shaft close to scalp.
- Nits are most easily found on back of neck or behind ears.
- Disinfected hats, hair ribbons, scarves, coats, towels, and bed linens by machine washing in hot water [above 54°C (130°F)], then using hottest dryer cycle for at least 20 minutes.
- Items that cannot be washed (bedspreads, blankets, pillows, stuffed toys, etc.) should be dry-cleaned or sealed in a plastic bag for 4 weeks, then removed outdoors and shaken out very hard before using again.
- Items that cannot be washed, dry-cleaned, or stored may be sprayed with a product designed for this purpose, such as the RID® Home Lice, Bedbug & Dust Mite Spray.
- Soak all combs and brushes in hot water [above 54°C (130°F)] for at least 10 minutes.
- Vacuum all carpets, mattresses, upholstered furniture, and car seats that may have been used by affected people.

##### PUBIC (CRAB) LICE

- May be transmitted by sexual contact. Sexual partners should be treated simultaneously to avoid reinfection.
- Lice are very small and look like brown or grey dots on skin.
- Usually cause intense itching and lay small white eggs (nits) on the hair shaft generally close to the skin surface.
- May be present on the short hairs of groin, thighs, trunk, and underarms, and occasionally on the beard and mustache.
- Disinfect underwear by machine washing in hot water [above 54°C (130°F)], then using hottest dryer cycle for at least 20 minutes.

##### BODY LICE

- Body lice and their eggs (nits) are generally found in the seams of clothing particularly in waistline and armpit area.
- Body lice feed on skin then return to clothing to lay their eggs.
- Disinfect clothing by machine washing in hot water [above 54°C (130°F)], then using hottest dryer cycle for at least 20 minutes.
- Do not seal clothing in plastic bag because nits can remain dormant for up to 30 days.

#### Step 2 • Remove

##### Comb out lice and eggs with RID® Lice Comb or other fine-tooth comb and RID® Comb-Out Spray

**Note:** RID® Lice Comb and Comb-Out Spray are not included in RID® Shampoo-only products.



**Use RID® Lice & Egg Comb-Out Spray** (designed for use on lice and egg comb-out hair).

**Ingredients:** Water, Glycol, Propylene Glycol, Propylparaben, D1, Octylmethyl Chloride, Anisolethione, Phenoxyethane, Fragrance, DL Panthenol, Triclosan, D5, Methylchlorophenol, Triclosone, Methylchlorophenol.

**Warnings:** For external use only. Keep out of reach of children. Avoid contact with eyes.



**A** Apply a small amount of **RID® Comb-Out Spray** and use a wide-tooth comb to remove any tangles.



**B** Lift a 1-2" section of hair. Starting as close to scalp as possible, slowly comb section all the way to ends of hair with **RID® Lice Comb**, using additional Comb-Out Spray to remove tangles as needed. Use a tissue or paper towel to wipe any lice or eggs off comb.



**C** Pin back this section of hair. Continue to comb out one 1-2" section at a time until entire head has been combed and pinned.



**D** Remove pins and rinse thoroughly with warm water. You may use your regular shampoo now if desired. The **RID® Lice Comb** should be disinfected for reuse by soaking in hot water (above 130°F) for 10 minutes.

#### Step 3 • Control

##### Treat the Home

**Note:** RID® Home Spray is not included in RID® Shampoo-only products or in the RID® Lice Eliminator Essentials Kit.



**Use RID® Home Lice, Bedbug & Dust Mite Spray** to kill lice and eggs on unwashable items such as rugs, furniture or car interiors. Do not use RID® Home Lice, Bedbug and Dust Mite Spray on the head or body.

##### Additional Tips for Success

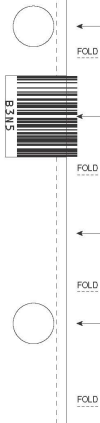
- Be sure to complete all three steps in the RID® Lice Treatment process. This includes a second shampooing between 7-10 days after the initial treatment, but no sooner. If any eggs were not initially combed out, lice may hatch and can be killed with the second treatment. Newly hatched lice are not mature enough to lay new eggs.
- Carefully inspect infested family members daily for at least 2 weeks after the second shampooing. If you see eggs or nits, consult your doctor.
- Teach children not to share personal items, such as hats, combs and brushes and to avoid prolonged contact with a person who has lice.

**Questions?**  
 Call the **RID® 24-hour help line at 1-800-RID-LICE (1-800-743-5423).**



<sup>1</sup> See carton side panel for Usage Guidelines to estimate how much product to use.

Dist. by:  
 Bayer HealthCare LLC  
 Whippany, NJ 07981 85203509





# PROCESO DE 3 PASOS DE RID

## para la tratamiento de piojos<sup>1</sup>

Consulte la caja para obtener información completa sobre el producto.

### Paso 1 • Tratamiento

#### Aplique el champú matapijos RID®

**Nota:** No realice el tratamiento a menos que haya encontrado piojos vivos o liendres en la cabeza de la persona.



**PARA EL TRATAMIENTO DE:** Piojos de la cabeza, pulices (adulto y del cuerpo).

**ADVERTENCIAS:** Solo para uso externo.

No usar cerca de los ojos, dentro de la nariz, la boca, la garganta o en áreas de contacto o áreas que se rascan. Evite el contacto con la piel o el cabello.

Consulte con un médico antes del uso si es alérgico a la amoníaco. Puede provocar irritación respiratoria o un ataque de asma. Evite el contacto con la piel o el cabello. Evite el contacto con la piel o el cabello. Evite el contacto con la piel o el cabello.

Mantener fuera del alcance de los niños. Evite el contacto con la piel o el cabello. Evite el contacto con la piel o el cabello.

**INGREDIENTES ACTIVOS:** Sulfato de alquilario 4.5% (peso/volumen) 3.0% (de generinas).  
**INGREDIENTES INACTIVOS:** Lauril sulfato de amonio, alcohol denaturado, fragancia, alcohol isopropílico, PEG-20 ácido de castor hidrogenado, polioxietileno-10, agua purificada.



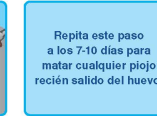
**A** Use toallas para proteger los ojos y la ropa del tratamiento. Aplique el champú matapijos RID® en el CABELLO SECO o el área afectada. Aplique una cantidad suficiente de producto como para saturar. Masajea completamente el producto en el cuero cabelludo, detrás de las orejas y en la nuca.



**B** Deje que el producto permanezca en el cabello durante 10 minutos, pero no más que eso.



**C** Agregue agua tibia y masajee hasta formar espuma. Enjuague completamente, p. ej., en un lavamanos.



**D** Repita este paso a los 7-10 días para matar cualquier piojo recién salido del huevo.

### ¿Sabía que...?

#### LOS PIOJOS DE LA CABEZA

- Ponen pequeños huevos (liendres) en el tallo del cabello cerca del cuero cabelludo.
- Las liendres se encuentran más fácilmente en la nuca o detrás de las orejas.
- Desinfecte sombreros, cintas para el cabello, bufandas, abrigos, toallas y ropa de cama lavándolos a máquina en agua caliente (por encima de 54 °C [130 °F]) y luego use el ciclo más caliente de la secadora durante al menos 20 minutos.
- Los artículos que no se pueden lavar (cubrecamas, frazados, almohadas, muñecos de peluche, etc.) deben limpiarse en una bolsa de plástico por 4 semanas, luego sacarse de la bolsa al aire libre y sacudirse muy fuerte antes de volver a usarse.
- Los artículos que no se pueden lavar, limpiar en seco o guardar pueden rocíarse con un producto diseñado para este fin, como el aerosol para ácaros del polvo, chinchos y piojos hogareños RID®.
- Ponga en remojo todos los peines y cepillos en agua caliente (por encima de 54 °C [130 °F]) durante al menos 10 minutos.
- aspire todas las alfombras, colchones, muebles tapizados y asientos de automóvil que puedan haber sido usados por personas afectadas.

#### LOS PIOJOS PÚBLICOS (LADILLA)

- Pueden transmitirse por contacto sexual. Se debe tratar a las parejas sexuales en forma simultánea para evitar la reinfección.
- Los piojos son muy pequeños y parecen puntos marrones o grises sobre la piel.
- Normalmente provocan una picazón intensa y ponen huevos blancos pequeños (liendres) en el tallo del vello generalmente cerca de la superficie de la piel.
- Pueden estar presentes en el vello corto de la ingle, los muslos, el tronco y las axilas, y ocasionalmente en la barba y el bigote.
- Desinfecte la ropa interior lavándola a máquina en agua caliente (por encima de 54 °C [130 °F]) y luego use el ciclo más caliente de la secadora durante al menos 20 minutos.

#### LOS PIOJOS DEL CUERPO

- Los piojos del cuerpo y sus huevos (liendres) generalmente se encuentran en las costuras de la ropa, en particular en la cintura y el área de la axila.
- Los piojos del cuerpo se alimentan de piel y luego vuelven a la ropa para poner sus huevos.
- Desinfecte la ropa lavándola a máquina en agua caliente [por encima de 54 °C (130 °F)] y luego use el ciclo más caliente de la secadora durante al menos 20 minutos.
- No selle la ropa en bolsas de plástico porque las liendres pueden permanecer atascadas por hasta 30 días.

### Paso 2 • Remoción

#### Remueva los piojos y las liendres con el peine para piojos RID® u otro peine fino y el aerosol para remoción RID.

**Nota:** El peine para piojos y el aerosol para remoción RID® no están incluidos en los productos RID® que solo traen champú.



Use el aerosol para remoción de piojos y liendres RID® convenientemente o como parte de la rutina de remoción de piojos y liendres. **Ingredientes:** agua, glicerina, propilenglicol, polioxietileno-20, cloruro de cetiltrimonio, dimetilacetileno, mentoleno, fragancia, parafina, DL-Limoneno-1,2, metil eucaliptol, mentoleno. **Advertencias:** Solo para uso externo. Mantener fuera del alcance de los niños. Evitar el contacto con los ojos.



**A** Aplique una pequeña cantidad de aerosol para remoción RID® y use un peine de dientes anchos para desenredar.



**B** Levante una sección de cabello de 1 a 2 pulgadas. Comience lo más cerca posible del cuero cabelludo y peine lentamente toda la sección de cabello hasta la punta con el peine para piojos RID®; use más aerosol para remoción a fin de desenredar el cabello, según sea necesario. Use un pañuelo o una toallita de papel para sacar del peine cualquier piojo o liendra.



**C** Sujete con un broche esta sección de cabello. Continúe peinando una sección de 1 a 2 pulgadas a la vez hasta que haya peinado y sujetado toda la cabeza.



**D** Quite los broches y enjuague a fondo con agua tibia. Ahora puede usar su champú habitual si lo desea. El peine para piojos RID® debería desinfectarse antes de un nuevo uso; para ello, remójelo en agua caliente (por encima de 130 °F) durante 10 minutos.

### Paso 3 • Control

#### Tratamiento del hogar

**Nota:** El aerosol para el hogar RID® no está incluido en los productos RID® que solo traen champú ni en el kit de elementos esenciales para la eliminación de piojos RID®.



Use el aerosol para ácaros del polvo, chinchos y piojos hogareños RID® para matar piojos y liendres que se encuentren en artículos no lavables, como alfombras, muebles o interiores de vehículos. No use el aerosol para ácaros del polvo, chinchos y piojos hogareños RID® en la cabeza o el cuerpo.

#### Consejos adicionales para tener éxito

- Asegúrese de completar los tres pasos del proceso de tratamiento de piojos RID®. Esto incluye una segunda aplicación de champú entre 7 y 10 días después del tratamiento inicial, pero no antes. Si inicialmente no se removieron algunas liendres, los piojos podrían salir del huevo y se los puede matar con el segundo tratamiento. Los piojos recién salidos del huevo no están lo suficientemente maduros como para poner liendres nuevas.
- Inspeccione todos los días con cuidado a los miembros de la familia afectados durante al menos 2 semanas después de la segunda aplicación de champú. Si ve huevos o liendres, consulte con su médico.
- Enseñe a los niños a no compartir artículos personales, como sombreros, peines y cepillos, y a evitar el contacto prolongado con una persona que tenga piojos.

**¿Preguntas?**  
Llame a la línea de ayuda de RID®, disponible las 24 horas, al 1-800-RID-LICE (1-800-743-5423).



<sup>1</sup>Consulte el panel lateral de la caja para conocer las pautas de uso a fin de estimar cuánto producto usar.  
Distrib. por Bayer HealthCare LLC, Whippany, NJ 07981 85203509

RID  
LICE TREATMENT  
COMPLETE KIT  
LICE TREATMENT  
Easy-to-Follow 3-step Process  
Instructions inside  
1. Treat  
2. Remove  
3. Control  
24/7  
SUPPORT  
CALL AN EXPERT  
1-800-RID-LICE  
HOW--TO VIDEOS  
TRATAMIENTO DE PIOJOS--KIT COMPLETO  
Se incluyen instrucciones en español  
SHAMPOO NET WT. 4 FL OZ (118 mL)  
COMB-OUT SPRAY NET WT. 2 FL OZ (59 mL)  
RID® HOME LICE, BEDBUG & DUST MITE SPRAY  
NET WT. 3 oz (851 g)

# 1 PATENTED® RID LICE COMB

## KEEP OUT OF REACH OF CHILDREN

### CAUTION

See Back Panel for Additional Precautions



**RID LICE TREATMENT COMPLETE KIT**

Easy-to-Follow 3-Step Process—Instructions Inside


**1 TREAT**  
**2 REMOVE**  
**3 CONTROL**

24/7 SUPPORT  
CALL AN EXPERT  
1-800-RID-LICE  
HOW-TO VIDEOS

TRATAMIENTO DE PÍJOS—KIT COMPLETO  
Se incluyen instrucciones en español

SHAMPOO NET WT. 4 FL. OZ. (118 mL)  
COMB-OUT SPRAY NET WT. 2 FL. OZ. (59 mL)  
RID® HOME LICE, BEDBUG & DUST MITE SPRAY  
NET WT. 3 OZ. (85.1 g)  
1 PATENTED RID® LICE COMB

**BAYER**



RID® provides everything you need to treat lice in your family and in your home.

**1 TREAT**

Apply RID® Lice Killing Shampoo according to label directions.

**2 REMOVE**

After Step 1, apply a small amount of RID® Lice & Egg Comb-Out Spray and use a comb to remove any lice and eggs.

**3 CONTROL**

Use RID® Home Lice, Bedbug & Dust Mite Spray to kill lice and keep eggs from maturing, fleas, or mites, and other household pests.

**Lice Killing Shampoo**

Hair Length	Approximate Amount For 1 Adult/Child
Short (ear length or shorter)	First Application: 1 oz - 2 oz Second Application: 1 oz - 2 oz
Medium (shoulder length)	First Application: 2 oz - 3 oz Second Application: 2 oz - 3 oz
Long (past shoulder length)	First Application: 3 oz - 4 oz Second Application: 3 oz - 4 oz

**LICE KILLING SHAMPOO**

**Day Facts (continued)**

**Active Ingredients:** Piperonyl Butoxide 10%, Pyrethrum 0.05% (see back panel for additional information), and piperazine.

**Warnings:** For external use only. Do not use on face, neck, or scalp. Do not use on children under 2 years of age. Do not use on children with known hypersensitivity to pyrethroids or piperazine.

**Directions:** Shampoo hair before use. Apply to wet hair and massage into a lather. Rinse thoroughly. Do not use on face, neck, or scalp. Do not use on children under 2 years of age. Do not use on children with known hypersensitivity to pyrethroids or piperazine.

**LICE & EGG COMB-OUT SPRAY**

**Day Facts (continued)**

**Active Ingredients:** Pyrethrin 0.5%, Pyrethrins 0.5%, and piperazine.

**Warnings:** For external use only. Do not use on face, neck, or scalp. Do not use on children under 2 years of age. Do not use on children with known hypersensitivity to pyrethroids or piperazine.

**Directions:** Spray on hair and comb through. Do not use on face, neck, or scalp. Do not use on children under 2 years of age. Do not use on children with known hypersensitivity to pyrethroids or piperazine.

**RID® HOME LICE, BEDBUG & DUST MITE SPRAY**

**Day Facts (continued)**

**Active Ingredients:** Cyfluthrin 0.05%, Deltamethrin 0.05%, and piperazine.

**Warnings:** For external use only. Do not use on face, neck, or scalp. Do not use on children under 2 years of age. Do not use on children with known hypersensitivity to pyrethroids or piperazine.

**Directions:** Spray on surfaces and crevices. Do not use on face, neck, or scalp. Do not use on children under 2 years of age. Do not use on children with known hypersensitivity to pyrethroids or piperazine.

**APPLICATOR**

**SHAKE WELL BEFORE USING**

**CAUTION**

**STORAGE AND DISPOSAL**

**KEEP OUT OF REACH OF CHILDREN**

# RID LICE TREATMENT COMPLETE KIT

## rid lice treatment complete kit kit

Product Information			
Product Type	HUMAN OTC DRUG	Item Code (Source)	NDC:0280-9050

Packaging				
#	Item Code	Package Description	Marketing Start Date	Marketing End Date
1	NDC:0280-9050-01	1 in 1 CARTON; Type 0: Not a Combination Product	05/09/2016	

Quantity of Parts			
Part #	Package Quantity		Total Product Quantity
Part 1	1 BOTTLE		118 mL
Part 2	1 BOTTLE		59 mL

**Part 1 of 2**

**RID LICE KILLING**

piperonyl butoxide, pyrethrum extract shampoo

## Product Information

Route of Administration TOPICAL

## Active Ingredient/Active Moiety

Ingredient Name	Basis of Strength	Strength
PYRETHRUM EXTRACT (UNII: ZUM06L90GV) (PYRETHRUM EXTRACT - UNII:ZUM06L90GV)	PYRETHRUM EXTRACT	3.3 mg in 1 mL
PIPERONYL BUTOXIDE (UNII: LWK91TU9AH) (PIPERONYL BUTOXIDE - UNII:LWK91TU9AH)	PIPERONYL BUTOXIDE	40 mg in 1 mL

## Inactive Ingredients

Ingredient Name	Strength
WATER (UNII: 059QF0KO0R)	
POLYQUATERNIUM-10 (1000 MPA.S AT 2 %) (UNII: GMR4PEN8PK)	
PEG-25 HYDROGENATED CASTOR OIL (UNII: 0ZNO9PJJ9J)	

## Product Characteristics

Color	white (Clear)	Score	
Shape		Size	
Flavor		Imprint Code	
Contains			

## Packaging

#	Item Code	Package Description	Marketing Start Date	Marketing End Date
1		118 mL in 1 BOTTLE; Type 0: Not a Combination Product		

## Marketing Information

Marketing Category	Application Number or Monograph Citation	Marketing Start Date	Marketing End Date
OTC monograph final	part358G	05/09/2016	

## Part 2 of 2

### LICE AND EGG COMB OUT

other hair preparations spray

## Product Information

Route of Administration TOPICAL

**Other Ingredients**

Ingredient Kind	Ingredient Name	Quantity
INGR	<b>WATER</b> (UNII: 059QF0KO0R)	
INGR	<b>POLYSORBATE 20</b> (UNII: 7T1F30V5YH)	
INGR	<b>AMODIMETHICONE (1300 CST)</b> (UNII: 3V7U636DWN)	
INGR	<b>SEC-TRIDECETH-12</b> (UNII: 6WTE57JSWS)	
INGR	<b>METHYLCHLOROISOTHIAZOLINONE</b> (UNII: DEL7T5QRPN)	
INGR	<b>PROPYLENE GLYCOL</b> (UNII: 6DC9Q167V3)	
INGR	<b>METHYLISOTHIAZOLINONE</b> (UNII: 229D0E1QFA)	
INGR	<b>GLYCERIN</b> (UNII: PDC6A3C0OX)	
INGR	<b>PANTHENOL</b> (UNII: WV9CM0O67Z)	

**Packaging**

#	Item Code	Package Description	Marketing Start Date	Marketing End Date
1		59 mL in 1 BOTTLE; Type 0: Not a Combination Product		

**Marketing Information**

Marketing Category	Application Number or Monograph Citation	Marketing Start Date	Marketing End Date
Cosmetic		05/09/2016	

**Marketing Information**

Marketing Category	Application Number or Monograph Citation	Marketing Start Date	Marketing End Date
OTC monograph final	part358	05/09/2016	

**Labeler** - Bayer HealthCare LLC (112117283)

Revised: 8/2019

Bayer HealthCare LLC