

OLOPATADINE HYDROCHLORIDE- olopatadine hydrochloride spray, metered Apotex Corp.

HIGHLIGHTS OF PRESCRIBING INFORMATION

These highlights do not include all the information needed to use **OLOPATADINE HYDROCHLORIDE NASAL SOLUTION (Nasal Spray)** safely and effectively. See full prescribing information for **OLOPATADINE HYDROCHLORIDE NASAL SOLUTION**.

OLOPATADINE HYDROCHLORIDE nasal solution

Initial U.S. Approval: 1996

INDICATIONS AND USAGE

Olopatadine hydrochloride nasal solution is an H₁ receptor antagonist indicated for the relief of the symptoms of seasonal allergic rhinitis in adults and pediatric patients 6 years of age and older (1).

DOSAGE AND ADMINISTRATION

For nasal use only.

Recommended dosages:

- Adults and Adolescents ≥12 Years: Two sprays per nostril (665 mcg per spray) twice daily (2.1).
- Pediatric Patients 6 to 11 Years: One spray per nostril (665 mcg per spray) twice daily (2.2).
- Priming Information: Prime olopatadine hydrochloride nasal solution before initial use and when olopatadine hydrochloride nasal solution has not been used for more than 7 days (2.3).

DOSAGE FORMS AND STRENGTHS

Nasal Spray: 665 mcg of olopatadine hydrochloride in each spray (3).

CONTRAINDICATIONS

None (4).

WARNINGS AND PRECAUTIONS

- Epistaxis, Nasal Ulceration, and Nasal Septal Perforation: Monitor patients periodically for signs of adverse effects on the nasal mucosa. Discontinue if ulcerations or perforations occur. Avoid use in patients with nasal disease other than allergic rhinitis (5.1).
- Avoid engaging in hazardous occupations requiring complete mental alertness and coordination, such as driving or operating machinery when taking olopatadine hydrochloride nasal solution (5.2).
- Avoid concurrent use of alcohol or other central nervous system depressants with olopatadine hydrochloride nasal solution (5.2).

ADVERSE REACTIONS

The most common (> 1%) adverse reactions, included bitter taste, headache, epistaxis, pharyngolaryngeal pain, post-nasal drip, cough, and urinary tract infection in patients 12 years of age and older and epistaxis, headache, upper respiratory tract infection, bitter taste, pyrexia, and rash in patients 6 to 11 years of age (6.1).

To report SUSPECTED ADVERSE REACTIONS, contact Apotex Corp. at 1-800-706-5575 or FDA at 1-800-FDA-1088 or www.fda.gov/medwatch.

See 17 for PATIENT COUNSELING INFORMATION and FDA-approved patient labeling.

Revised: 4/2021

FULL PRESCRIBING INFORMATION: CONTENTS*

1 INDICATIONS AND USAGE

2 DOSAGE AND ADMINISTRATION

- 2.1 Adults and Adolescents Twelve Years of Age and Older
- 2.2 Pediatric Patients Six to Eleven Years of Age
- 2.3 Administration Information

3 DOSAGE FORMS AND STRENGTHS

4 CONTRAINDICATIONS

5 WARNINGS AND PRECAUTIONS

5.1 Local Nasal Effects

5.2 Somnolence and Impaired Mental Alertness

6 ADVERSE REACTIONS

6.1 Clinical Trials Experience

6.2 Postmarketing Experience

7 DRUG INTERACTIONS

8 USE IN SPECIFIC POPULATIONS

8.1 Pregnancy

8.2 Lactation

8.4 Pediatric Use

8.5 Geriatric Use

10 OVERDOSAGE

11 DESCRIPTION

12 CLINICAL PHARMACOLOGY

12.1 Mechanism of Action

12.2 Pharmacodynamics

12.3 Pharmacokinetics

13 NONCLINICAL TOXICOLOGY

13.1 Carcinogenesis, Mutagenesis, Impairment of Fertility

14 CLINICAL STUDIES

16 HOW SUPPLIED/STORAGE AND HANDLING

17 PATIENT COUNSELING INFORMATION

* Sections or subsections omitted from the full prescribing information are not listed.

FULL PRESCRIBING INFORMATION

1 INDICATIONS AND USAGE

Olopatadine hydrochloride nasal solution is indicated for the relief of the symptoms of seasonal allergic rhinitis in adults and pediatric patients 6 years of age and older.

2 DOSAGE AND ADMINISTRATION

2.1 Adults and Adolescents Twelve Years of Age and Older

The recommended dosage is two sprays per nostril twice daily.

2.2 Pediatric Patients Six to Eleven Years of Age

The recommended dosage is one spray per nostril twice daily.

2.3 Administration Information

Administer olopatadine hydrochloride nasal solution by the nasal route only.

Priming: Before initial use, prime olopatadine hydrochloride nasal solution by releasing 5 sprays or until a fine mist appears. The correct amount of medication cannot be assured before the initial priming.

Re-priming (as needed): When olopatadine hydrochloride nasal solution has not been used for more than 7 days, re-prime by releasing 2 sprays. Avoid spraying olopatadine hydrochloride nasal solution into the eyes.

Discard Instructions: Discard nasal device after 240 sprays (enough for 30 days of dosing) have been used even though the bottle is not completely empty. The correct amount of medication cannot be assured after 240 sprays have been used.

3 DOSAGE FORMS AND STRENGTHS

Nasal spray: 665 mcg olopatadine hydrochloride per spray supplied in a white plastic bottle with a metered-dose manual spray pump, a white nasal applicator, safety clip and a translucent overcap.

4 CONTRAINDICATIONS

None.

5 WARNINGS AND PRECAUTIONS

5.1 Local Nasal Effects

Epistaxis and Nasal Ulceration

In placebo-controlled clinical trials (vehicle nasal spray) of 2 weeks to 12 months duration, epistaxis and nasal ulcerations were reported [*see Adverse Reactions (6.1)*].

Nasal Septal Perforation

Three placebo-controlled long term (12 months) safety trials (vehicle nasal spray) were conducted. In the first safety trial, patients were treated with an investigational formulation of olopatadine hydrochloride nasal solution containing povidone (not the commercially marketed formulation) or a vehicle nasal spray containing povidone. Nasal septal perforations were reported in one patient treated with the investigational formulation of olopatadine hydrochloride nasal solution and 2 patients treated with the vehicle nasal spray. In the second safety trial with olopatadine hydrochloride nasal solution, which does not contain povidone, there were no reports of nasal septal perforation. In the third safety trial, one patient exposed to the 3.7 pH vehicle nasal spray (containing no povidone) reported a nasal septal perforation [*see Adverse Reactions (6.1)*].

Before starting olopatadine hydrochloride nasal solution, conduct a nasal examination to ensure that patients are free of nasal disease other than allergic rhinitis. Perform nasal examinations periodically for signs of adverse effects on the nasal mucosa and consider stopping olopatadine hydrochloride nasal solution if patients develop nasal ulcerations.

5.2 Somnolence and Impaired Mental Alertness

In clinical trials, the occurrence of somnolence has been reported in some patients

taking olopatadine hydrochloride nasal solution [see *Adverse Reactions (6.1)*]. Patients should be cautioned against engaging in hazardous occupations requiring complete mental alertness and motor coordination, such as driving or operating machinery after administration of olopatadine hydrochloride nasal solution. Concurrent use of olopatadine hydrochloride nasal solution with alcohol or other central nervous system depressants should be avoided because additional reductions in alertness and additional impairment of central nervous system performance may occur.

6 ADVERSE REACTIONS

The most clinically significant adverse reactions described in other sections of labeling include:

- Epistaxis, Nasal Ulceration, and Nasal Septal Perforation [see *Warnings and Precautions (5.1)*]
- Somnolence and Impaired Mental Alertness [see *Warnings and Precautions (5.2)*]

6.1 Clinical Trials Experience

Because clinical trials are conducted under widely varying conditions, adverse reaction rates observed in the clinical trials of a drug cannot be directly compared to rates in the clinical trials of another drug and may not reflect the rates observed in practice.

The safety data described below reflect exposure to olopatadine hydrochloride nasal solution in 2,770 patients with seasonal or perennial allergic rhinitis in 10 controlled clinical trials of 2 weeks to 12 months duration. Olopatadine hydrochloride nasal solution is not indicated for use in patients with perennial allergic rhinitis.

The safety data from adults and adolescents are based upon 6 placebo-controlled clinical trials (3.7 pH vehicle nasal spray or 7 pH vehicle nasal spray) in which 1,834 patients with seasonal or perennial allergic rhinitis (652 males and 1,182 females) 12 years of age and older were treated with olopatadine hydrochloride nasal solution two sprays per nostril twice daily. There were 1,180 patients (oloapatadine hydrochloride nasal solution, 587; vehicle nasal spray, 593) that participated in 3 efficacy and safety trials of 2 weeks duration. There were 2,840 patients (oloapatadine hydrochloride nasal solution, 1,247; 3.7 pH vehicle nasal spray, 1,251; 7 pH vehicle nasal spray, 342) that participated in 3 long-term clinical trials of 1-year duration. The racial distribution of adult and adolescent patients receiving olopatadine hydrochloride nasal solution was 77% white, 9% black, and 14% other. The incidence of discontinuation due to adverse reactions in these controlled clinical trials was comparable for olopatadine hydrochloride nasal solution and vehicle nasal spray. Overall, 4.7% of the 1,834 adult and adolescent patients across all 6 studies treated with olopatadine hydrochloride nasal solution, 3.5% of the 1,844 patients treated with 3.7 pH vehicle nasal spray discontinued due to adverse reactions, and 2.9% of the 342 patients treated with 7 pH vehicle nasal spray discontinued due to adverse reactions.

The safety data from pediatric patients 6 to 11 years of age are based upon 3 clinical trials in which 870 children with seasonal allergic rhinitis (376 females and 494 males) were treated with olopatadine hydrochloride nasal solution one or two sprays per nostril twice daily for 2 weeks. The racial distribution of pediatric patients receiving olopatadine hydrochloride nasal solution was 68.6% white, 16.6% black, and 14.8% other. The incidence of discontinuation due to adverse reactions in these controlled clinical trials

was comparable for olopatadine hydrochloride nasal solution and vehicle nasal spray. Overall, 1.4% of the 870 pediatric patients across all 3 studies treated with olopatadine hydrochloride nasal solution and 1.3% of the 872 pediatric patients treated with vehicle nasal spray discontinued due to adverse reactions.

Adults and Adolescents 12 Years of Age and Older in Short-Term (2 week) Trials

There were 1,180 patients 12 years of age and older (olopatadine hydrochloride nasal solution, 587; vehicle nasal spray, 593) that participated in 3 efficacy and safety trials of 2 weeks duration. Table 1 presents the most common adverse reactions (0.9% or greater in patients treated with olopatadine hydrochloride nasal solution that occurred more frequently in patients treated with olopatadine hydrochloride nasal solution compared with vehicle nasal spray in the 3 clinical trials of 2 weeks duration.

Table 1: Adverse Reactions Occurring at an Incidence of 0.9% or Greater in Controlled Clinical Trials of 2 Weeks Duration with Olopatadine Hydrochloride Nasal Solution (Nasal Spray) in Adolescent and Adult Patients 12 Years of Age and Older with Seasonal Allergic Rhinitis

	Adult and Adolescent Patients 12 Years and Older	
Adverse Reaction	Olopatadine Hydrochloride Nasal Solution (Nasal Spray) N = 587	Vehicle Nasal Spray N = 593
Bitter taste	75 (12.8%)	5 (0.8%)
Headache	26 (4.4%)	24 (4%)
Epistaxis	19 (3.2%)	10 (1.7%)
Pharyngolaryngeal Pain	13 (2.2%)	8 (1.3%)
Post-nasal drip	9 (1.5%)	5 (0.8%)
Cough	8 (1.4%)	3 (0.5%)
Urinary tract infection	7 (1.2%)	3 (0.5%)
CPK elevation	5 (0.9%)	2 (0.3%)
Dry mouth	5 (0.9%)	1 (0.2%)
Fatigue	5 (0.9%)	4 (0.7%)
Influenza	5 (0.9%)	1 (0.2%)
Nasopharyngitis	5 (0.9%)	4 (0.7%)
Somnolence	5 (0.9%)	2 (0.3%)
Throat irritation	5 (0.9%)	0 (0%)

There were no differences in the incidence of adverse reactions based on gender or race. Clinical trials did not include sufficient numbers of patients 65 years of age and older to determine whether they respond differently from younger subjects.

Pediatric Patients 6 to 11 Years of Age

There were 1,742 pediatric patients 6 to 11 years of age (olopatadine nasal spray, 870; vehicle nasal spray, 872) with seasonal allergic rhinitis that participated in 3 clinical trials

of 2 weeks duration. Two of the studies used the investigational formulation of olopatadine nasal spray, and one of the studies used olopatadine hydrochloride nasal solution. One study evaluated the safety of olopatadine hydrochloride nasal solution at doses of one and two sprays per nostril twice daily in 1188 patients, in which 298 were exposed to olopatadine hydrochloride nasal solution 1 spray, 296 were exposed to olopatadine hydrochloride nasal solution (nasal spray) 2 sprays, 297 were exposed to vehicle 1 spray, and 297 were exposed to vehicle 2 sprays twice daily for 2 weeks. Table 2 presents the most common adverse reactions (greater than 1% in pediatric patients 6 to 11 years of age treated with olopatadine hydrochloride nasal solution one spray per nostril) that occurred more frequently with olopatadine hydrochloride nasal solution compared with vehicle nasal spray.

Table 2. Adverse Reactions Occurring at an Incidence of Greater Than 1% in a Controlled Clinical Trial of 2 Weeks Duration With Olopatadine Hydrochloride Nasal Solution (Nasal Spray) in Pediatric Patients 6 to 11 Years of Age With Seasonal Allergic Rhinitis

Adverse Reaction	Pediatric Patients 6 to 11 Years of Age	
	Olopatadine Hydrochloride Nasal Solution One Spray per Nostril N = 298	Vehicle Nasal Spray One Spray per Nostril N = 297
Epistaxis	17 (5.7%)	11 (3.7%)
Headache	13 (4.4%)	11 (3.7%)
Upper respiratory tract infection	8 (2.6%)	0
Bitter taste	3 (1%)	0
Pyrexia	4 (1.3%)	3 (1%)
Rash	4 (1.3%)	0

There were no differences in the incidence of adverse reactions based on gender, race, or ethnicity.

Long-Term (12 month) Safety Trials

In a 12-month, placebo-controlled, safety trial (vehicle nasal spray), 890 patients 12 years of age and older with perennial allergic rhinitis were randomized to treatment with olopatadine hydrochloride nasal solution two sprays per nostril twice daily (445 patients) or vehicle nasal spray (445 patients). In the olopatadine hydrochloride nasal solution and vehicle nasal spray groups, 72% and 74% of patients, respectively, completed the trial. Overall, 7% and 5%, respectively, discontinued study participation due to an adverse reaction. The most frequently reported adverse reaction was epistaxis, which occurred in 25% of patients treated with olopatadine hydrochloride nasal solution and 28% in patients treated with vehicle nasal spray. Epistaxis resulted in discontinuation of 0.9% of patients treated with olopatadine hydrochloride nasal solution and 0.2% of patients treated with vehicle nasal spray. Nasal ulcerations occurred in 10% of patients treated with olopatadine hydrochloride nasal solution and 9% of patients treated with vehicle nasal spray. Nasal ulcerations resulted in discontinuation of 0.4% of patients treated

with olopatadine hydrochloride nasal solution and 0.2% patients treated with vehicle nasal spray. There were no patients with nasal septal perforation in either treatment group. Somnolence was reported in 1 patient treated with olopatadine hydrochloride nasal solution and 1 patient treated with vehicle nasal spray. Weight increase was reported in 6 patients treated with olopatadine hydrochloride nasal solution and 1 patient treated with vehicle nasal spray. Depression or worsening of depression occurred in 9 patients treated with olopatadine hydrochloride nasal solution and in 5 patients treated with vehicle nasal spray. Three patients, 2 of whom had preexisting histories of depression, who received olopatadine hydrochloride nasal solution were hospitalized for depression compared to none who received vehicle nasal spray.

In a second 12-month placebo-controlled, safety trial (vehicle nasal spray), 459 patients 12 years of age and older with perennial allergic rhinitis were treated with two sprays per nostril of an investigational formulation of olopatadine hydrochloride nasal solution containing povidone (not the commercially marketed formulation) and 465 patients were treated with 2 sprays of a vehicle nasal spray containing povidone. Nasal septal perforations were reported in one patient treated with the investigational formulation of olopatadine hydrochloride nasal solution and 2 patients treated with the vehicle nasal spray. Epistaxis was reported in 19% of patients treated with the investigational formulation of olopatadine hydrochloride nasal solution and 12% of patients treated with vehicle nasal spray. Somnolence was reported in 3 patients treated with the investigational formulation of olopatadine hydrochloride nasal solution compared to 1 patient treated with vehicle nasal spray. Fatigue was reported in 5 patients treated with the investigational formulation of olopatadine hydrochloride nasal solution compared to 1 patient treated with vehicle nasal spray.

In a third 3-arm, 12-month, placebo-controlled, safety trial (vehicle nasal spray), conducted post approval, 1,026 patients 12 years of age and older with perennial allergic rhinitis were randomized to treatment with olopatadine hydrochloride nasal solution (343 patients), a 3.7 pH vehicle nasal spray (341 patients), or a 7 pH vehicle nasal spray (342 patients). All treatments were administered as two sprays per nostril, twice daily. Overall, 5% of olopatadine hydrochloride nasal solution patients, 2% of 3.7 pH vehicle patients and 3% of 7 pH vehicle patients discontinued due to adverse reactions. The most frequently reported adverse event was epistaxis, which occurred in 24% of patients treated with olopatadine hydrochloride nasal solution, 20% of patients treated with 3.7 pH vehicle nasal spray, and 23% of patients treated with 7 pH vehicle nasal spray. Epistaxis resulted in the discontinuation of 2 patients treated with olopatadine hydrochloride nasal solution and 1 patient treated with 7 pH vehicle nasal spray. Nasal septal perforation was reported for one patient treated with the 3.7 pH vehicle nasal spray. Nasal ulcerations occurred in 9% of patients treated with olopatadine hydrochloride nasal solution, 8% of patients treated with 3.7 pH vehicle nasal spray, and 9% of patients treated with 7 pH vehicle nasal spray. Nasal ulceration resulted in the discontinuation of 1 patient treated with olopatadine hydrochloride nasal solution. Hyposmia and anosmia were each reported by one patient treated with olopatadine hydrochloride nasal solution. Neither somnolence nor weight loss was reported. Depression occurred in 3 patients treated with olopatadine hydrochloride nasal solution, 2 patients treated with 3.7 pH vehicle nasal spray, and 3 patients treated with 7 pH vehicle nasal spray.

There were no long-term clinical trials in children below 12 years of age.

6.2 Postmarketing Experience

During the post approval use of olopatadine hydrochloride nasal solution, the following adverse reactions have been identified. Because these reactions are reported voluntarily from a population of uncertain size, it is not always possible to reliably estimate their frequency or establish a causal relationship to drug exposure. The most common adverse reactions reported include dizziness, dysgeusia, epistaxis, headache, nasal discomfort, oropharyngeal pain, and somnolence. Additionally, hyposmia and anosmia have been reported with the use of olopatadine hydrochloride nasal solution.

7 DRUG INTERACTIONS

Formal drug-drug interaction studies were not conducted for olopatadine hydrochloride nasal solution. Drug interactions with inhibitors of liver enzymes are not anticipated because olopatadine is eliminated predominantly by renal excretion. Drug interactions involving P450 inhibition and plasma protein binding are also not expected [see *Clinical Pharmacology (12.3)*].

8 USE IN SPECIFIC POPULATIONS

8.1 Pregnancy

Risk Summary

Published data from postmarketing experience with antihistamines, with similar mechanism of action to olopatadine hydrochloride nasal solution, have not identified a drug-associated risk of major birth defects, miscarriage, or adverse maternal or fetal outcomes.

However, there are no published human data specific to olopatadine hydrochloride nasal solution. In animal reproductive studies, oral administration of olopatadine hydrochloride to pregnant rats and rabbits caused a decrease in the number of live fetuses at maternal doses approximately 110 and 1460 times the maximum recommended human daily intranasal dose (MRHDID) on a mg/m² basis, respectively (see *Data*).

The estimated background risk of major birth defects and miscarriage for the indicated population is unknown. All pregnancies have a background risk of birth defect, loss or other adverse outcomes. In the U.S. general population, the background risk of major birth defects and miscarriage in clinically recognized pregnancies is 2% to 4%, and 15% to 20%, respectively.

Data

Animal Data

In an oral embryo-fetal development study, pregnant rabbits were dosed throughout the period of organogenesis at doses up to 400 mg/kg/day. A decrease in the number of live fetuses was observed at 400 mg/kg/day (1460 times the MRHDID, on a mg/m² basis).

In an oral embryo-fetal development study, pregnant rats were dosed throughout the period of organogenesis at doses up to 600 mg/kg/day. Maternal toxicity, producing death and reduced maternal body weight gain was observed at 600 mg/kg/day (approximately 1100 times the MRHDID on a mg/m² basis). Olopatadine produced cleft

palate at 60 mg/kg/day (approximately 110 times the MRHDID on a mg/m² basis) and decreased embryo-fetal viability and reduced fetal weight in rats at 600 mg/kg/day (approximately 1100 times the MRHDID on a mg/m² basis).

In peri-/postnatal toxicity studies, pregnant rats received oral doses of olopatadine up to 600 mg/kg/day during late gestation and throughout the lactation period. Olopatadine produced decreased neonatal survival at 60 mg/kg/day (approximately 110 times the MRHDID on a mg/m² basis) and reduced body weight gain in pups at 4 mg/kg/day (approximately 7 times the MRHDID on a mg/m² basis). These effects appeared attributable to exposure of pups via the milk as demonstrated in a cross-fostered study in which pups of untreated dams cross-fostered to dams treated with 60 mg/kg/day olopatadine orally during the lactation period exhibited decreased body weight gain.

8.2 Lactation

Risk Summary

There are no data on the presence of olopatadine in human milk, the effects on the breastfed infant, or the effects on milk production. Although orally administered olopatadine is present in rat milk, there is no information about nasally administered olopatadine.

It is not known whether topical nasal administration could result in sufficient systemic absorption to produce detectable quantities in human breast milk.

The developmental and health benefits of breastfeeding should be considered along with the mother's clinical need for olopatadine hydrochloride nasal solution and any potential adverse effects on the breast fed infant from olopatadine hydrochloride nasal solution or from the underlying maternal condition.

8.4 Pediatric Use

The safety and effectiveness of olopatadine hydrochloride nasal solution for the relief of symptoms of seasonal allergic rhinitis have been established in pediatric patients aged 6 years and older.

The safety and effectiveness of olopatadine in pediatric patients 6 to 11 years of age are supported by 3 vehicle-controlled 2-week studies in 870 patients [see *Adverse Reactions (6.1)*]. Doses studied included one and two sprays per nostril twice daily. One of these studies evaluated the safety of olopatadine hydrochloride nasal solution at doses of one and two sprays per nostril twice daily in 1,188 patients, of which 298 patients were exposed to olopatadine hydrochloride nasal solution 1 spray, and 297 patients were exposed to vehicle 1 spray. In this study, the incidence of epistaxis with olopatadine hydrochloride nasal solution use was 5.7% [see *Adverse Reactions (6.1)*, *Clinical Studies (14)*].

The safety and effectiveness of olopatadine hydrochloride nasal solution in pediatric patients aged 12 years and older are supported by 3 randomized, double blind, parallel group, multicenter, placebo-controlled clinical trials of 2 weeks duration in adult and adolescent patients [see *Clinical Studies (14)*]. In these studies, the incidence of epistaxis with olopatadine hydrochloride nasal solution use in 587 patients was 3.2% [see *Adverse Reactions (6.1)*].

The safety and effectiveness of olopatadine hydrochloride nasal solution have not been

established in pediatric patients under 6 years of age.

The safety of olopatadine hydrochloride nasal solution at a dose of one spray per nostril twice daily was evaluated in one 2-week vehicle-controlled study in 132 pediatric patients 2 to 5 years of age with allergic rhinitis. In this trial, 66 patients were exposed to olopatadine hydrochloride nasal solution. The most common (greater than 1%) adverse events reported were diarrhea (9.1%), epistaxis (6.1%), rhinorrhea (4.5%), bitter taste (3%) and wheezing (3%). Diarrhea was reported more frequently (9.1%) in patients 2 to 5 years of age than 6 to 11 year old age group (< 1%).

8.5 Geriatric Use

Clinical studies of olopatadine hydrochloride nasal solution did not include sufficient numbers of patients aged 65 years and older to determine whether they respond differently from younger patients. Other reported clinical experience has not identified differences in responses between the elderly and younger patients. In general, dose selection for an elderly patient should be cautious, reflecting the greater frequency of decreased hepatic, renal, or cardiac function and of concomitant disease or other drug therapy.

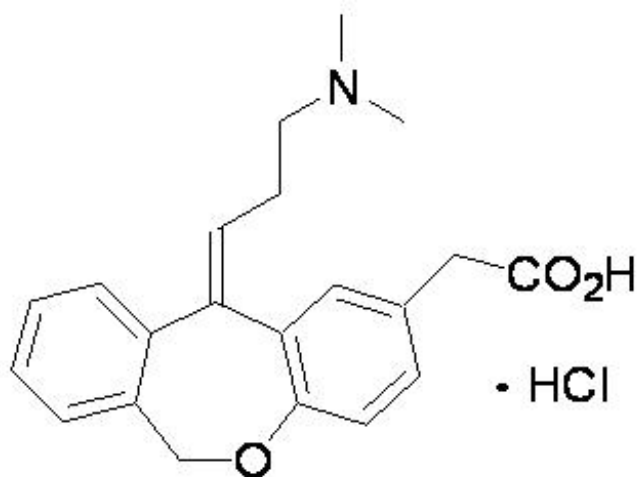
10 OVERDOSAGE

Symptoms of antihistamine overdose may include drowsiness in both adults and children. Agitation and restlessness followed by drowsiness may also occur in children. There is no known specific antidote to olopatadine hydrochloride nasal solution. Should overdose occur, symptomatic or supportive treatment is recommended, taking into account any concomitantly ingested medications.

For additional information about overdose treatment, call a poison control center (1-800-222-1222).

11 DESCRIPTION

Olopatadine Hydrochloride Nasal Solution, 665 micrograms (mcg) is a metered-spray solution for nasal administration. Olopatadine hydrochloride, the active component of Olopatadine Hydrochloride Nasal Solution, is a white to off-white, water-soluble crystalline powder. The chemical name for olopatadine hydrochloride is (Z)-11-[3-(dimethylamino)propylidene]-6,11-dihydrodibenz[b,e] oxepin-2-acetic acid hydrochloride. It has a molecular weight of 373.88, and its molecular formula is $C_{21}H_{23}NO_3 \cdot HCl$ with the following chemical structure:



Olopatadine Hydrochloride Nasal Solution contains 0.6% w/v olopatadine (base) in a nonsterile aqueous solution with pH of approximately 3.7. After initial priming (5 sprays), each metered spray from the nasal applicator delivers 100 microliters of the aqueous solution containing 665 mcg of olopatadine hydrochloride, which is equivalent to 600 mcg of olopatadine (base) [see *Dosage and Administration (2)*]. Olopatadine Hydrochloride Nasal Solution also contains anhydrous dibasic sodium phosphate, benzalkonium chloride (0.01%), edetate disodium dihydrate, sodium chloride, hydrochloric acid and/or sodium hydroxide (to adjust pH), and purified water.

12 CLINICAL PHARMACOLOGY

12.1 Mechanism of Action

Olopatadine is a histamine H₁ receptor antagonist. The antihistaminic activity of olopatadine has been documented in isolated tissues, animal models, and humans.

12.2 Pharmacodynamics

Cardiac Electrophysiology

In a placebo-controlled cardiovascular safety study, 32 healthy volunteers received 20 mg oral solution of olopatadine twice daily for 14 days (8-fold greater daily dose than the recommended daily nasal dose). The mean QTcF (QT corrected by Fridericia's correction method for heart rate) change from baseline was -2.7 msec and -3.8 msec for olopatadine, and placebo, respectively. In this study, 8 subjects treated with olopatadine had a QTcF change from baseline of 30 to 60 msec, 1 subject had a QTcF change from baseline greater than 60 msec, and no subjects had QTcF values greater than 500 msec. Eight subjects treated with placebo had a QTcF change from baseline of 30 to 60 msec, no subjects had a QTcF change from baseline greater than 60 msec, and no subjects had QTcF values greater than 500 msec. In a 12-month study in 429 perennial allergic rhinitis patients treated with olopatadine hydrochloride nasal solution two sprays per nostril twice daily, no evidence of any effect of olopatadine hydrochloride on QT prolongation was observed.

12.3 Pharmacokinetics

The pharmacokinetic properties of olopatadine were studied after administration by the

nasal, oral, intravenous, and topical ocular routes. Olopatadine exhibited linear pharmacokinetics across the routes studied over a large dose range.

Absorption

Healthy Subjects: Olopatadine was absorbed with individual peak plasma concentrations observed between 30 minutes and 1 hour after twice daily intranasal administration of olopatadine hydrochloride nasal solution. The mean (\pm SD) steady-state peak plasma concentration (C_{\max}) of olopatadine was 16 ± 8.99 ng/mL. Systemic exposure as indexed by area under the curve (AUC_{0-12}) averaged 66 ± 26.8 ng·h/mL. The average absolute bioavailability of intranasal olopatadine is 57%. The mean accumulation ratio following multiple intranasal administration of olopatadine hydrochloride nasal solution was about 1.3.

Seasonal Allergic Rhinitis Patients: Systemic exposure of olopatadine in seasonal allergic rhinitis (SAR) patients after twice daily intranasal administration of olopatadine hydrochloride nasal solution was comparable to that observed in healthy subjects. Olopatadine was absorbed with peak plasma concentrations observed between 15 minutes and 2 hours. The mean steady-state C_{\max} was 23.3 ± 6.2 ng/mL and AUC_{0-12} averaged 78 ± 13.9 ng·h/mL.

Distribution

The protein binding of olopatadine was moderate at approximately 55% in human serum, and independent of drug concentration over the range of 0.1 to 1000 ng/mL. Olopatadine was bound predominately to human serum albumin.

Elimination

The plasma elimination half-life of olopatadine is 8 to 12 hours. Olopatadine is mainly eliminated through urinary excretion. Approximately 70% of a [14 C] olopatadine hydrochloride oral dose was recovered in urine with 17% in the feces. Of the drug-related material recovered within the first 24 hours in the urine, 86% was unchanged olopatadine with the balance comprised of olopatadine N-oxide and N-desmethyl olopatadine.

Metabolism

Olopatadine is not extensively metabolized. Based on plasma metabolite profiles following oral administration of [14 C] olopatadine, at least six minor metabolites circulate in human plasma. Olopatadine accounts for 77% of peak plasma total radioactivity and all metabolites amounted to <6% combined. Two of these have been identified as the olopatadine N-oxide and N-desmethyl olopatadine. In *in vitro* studies with cDNA-expressed human cytochrome P450 isoenzymes (CYP) and flavin-containing monooxygenases (FMO), N-desmethyl olopatadine (M1) formation was catalyzed mainly by CYP3A4, while olopatadine N-oxide (M3) was primarily catalyzed by FMO1 and FMO3. Olopatadine at concentrations up to 33,900 ng/mL did not inhibit the *in vitro* metabolism of specific substrates for CYP1A2, CYP2C9, CYP2C19, CYP2D6, CYP2E1 and CYP3A4. The potential for olopatadine and its metabolites to act as inducers of CYP enzymes has not been evaluated.

Specific Populations

Patients with Hepatic Impairment

No specific pharmacokinetic study examining the effect of hepatic impairment was conducted. Since metabolism of olopatadine is a minor route of elimination, no adjustment of the dosing regimen of olopatadine hydrochloride nasal solution is

warranted in patients with hepatic impairment.

Patients with Renal Impairment

The mean C_{max} values for olopatadine following single nasal doses were not markedly different between healthy subjects (18.1 ng/mL) and patients with mild, moderate and severe renal impairment (range 15.5 to 21.6 ng/mL). The mean plasma AUC_{0-12} was 2-fold higher in patients with severe impairment (creatinine clearance <30 mL/min/1.73 m²). In these patients, peak steady-state plasma concentrations of olopatadine are approximately 10-fold lower than those observed after higher 20 mg oral doses, twice daily, which were well-tolerated. These findings indicate that no adjustment of the dosing regimen of olopatadine hydrochloride nasal solution is warranted in patients with renal impairment.

Male and Female Patients

The mean systemic exposure (C_{max} and AUC_{0-12}) in female SAR patients following multiple administration of olopatadine was 40% and 27% higher, respectively than those values observed in male SAR patients.

Racial or Ethnic Groups

The effects of race on olopatadine pharmacokinetics have not been adequately investigated.

Pediatric Patients 6 to 11 Years of Age

The systemic pharmacokinetics of olopatadine, olopatadine N-oxide and N-desmethyl olopatadine in patients 6 through 11 years of age were characterized using data from 42 pediatric patients administered olopatadine hydrochloride nasal solution, one spray per nostril twice daily for a minimum of 14 days. The mean C_{max} (15.4 ± 7.3 ng/mL) of olopatadine was approximately 2-fold less than was comparable to that observed in adults (78 ± 13.9 ng·h/mL). The C_{max} and AUC_{0-12} of olopatadine N-oxide were comparable to that observed in adults. The C_{max} and AUC_{0-12} of N-desmethyl olopatadine are approximately 18% and 37% higher than that observed in adults, respectively.

Pediatric Patients 2 to 5 Years of Age

The systemic pharmacokinetics of olopatadine, olopatadine N-oxide, and N-desmethyl olopatadine were characterized using population pharmacokinetic methods applied to sparse data (approximately 5 samples per patient) obtained from 66 pediatric patients (2 to less than 6 years of age) administered one-half the recommended adult dose (one spray per nostril) of olopatadine hydrochloride nasal solution twice daily for a minimum of 14 days. The mean C_{max} and AUC_{0-12} of olopatadine were 13.4 ± 4.6 ng/mL and 75 ± 26.4 ng·hr/mL respectively. The mean C_{max} and AUC_{0-12} of olopatadine N-oxide and N-desmethyl olopatadine were similar to that of patients 6 to 11 years of age.

Drug Interaction Studies

Drug interactions with inhibitors of liver enzymes are not anticipated because olopatadine is eliminated predominantly by renal excretion. Olopatadine did not inhibit the *in vitro* metabolism of specific substrates for CYP1A2, CYP2C9, CYP2C19, CYP2D6, CYP2E1 and CYP3A4. Based on these data, drug interactions involving P450 inhibition are not expected. Due to the modest protein binding of olopatadine (55%), drug interactions through displacement from plasma proteins are also not expected.

13 NONCLINICAL TOXICOLOGY

13.1 Carcinogenesis, Mutagenesis, Impairment of Fertility

Carcinogenicity

Olopatadine demonstrated no tumorigenic potential in mice at oral doses up to 500 mg/kg/day (approximately 460 times the MRHDID on a mg/m² basis) for 78 weeks or in rats at oral doses up to 200 mg/kg/day (approximately 370 times the MRHDID on a mg/m² basis) for 104 weeks.

Mutagenesis

No mutagenic potential was observed when olopatadine was tested in an in vitro bacterial reverse mutation (Ames) test, an in vitro mammalian chromosome aberration assay or an in vivo mouse micronucleus test.

Impairment of Fertility

Olopatadine administered at an oral dose of 400 mg/kg/day, (approximately 730 times the MRHDID for adults on an mg/m² basis) produced toxicity in male and female rats, and resulted in a decrease in the fertility index and reduced implantation rate. No effects on reproductive function were observed at 50 mg/kg/day (approximately 90 times the MRHDID on a mg/m² basis).

14 CLINICAL STUDIES

Adult and Adolescent Patients 12 Years of Age and Older

The efficacy and safety of olopatadine hydrochloride nasal solution were evaluated in 3 randomized, double blind, parallel group, multicenter, placebo-controlled clinical trials (vehicle nasal spray) of 2 weeks duration in adult and adolescent patients, 12 years of age and older with symptoms of seasonal allergic rhinitis. The 3 clinical trials were conducted in the United States and included 1,598 patients (556 males, and 1,042 females) 12 years of age and older. In these 3 trials, 587 patients were treated with olopatadine hydrochloride nasal solution 0.6%, 418 patients were treated with olopatadine hydrochloride nasal solution 0.4% and 593 patients were treated with vehicle nasal spray. Assessment of efficacy was based on patient recording of 4 individual nasal symptoms (nasal congestion, rhinorrhea, itchy nose, and sneezing) on a 0 to 3 categorical severity scale (0 = absent, 1 = mild, 2 = moderate, 3 = severe) as reflective or instantaneous scores. Reflective scoring required patients to record symptom severity over the previous 12 hours; the instantaneous scoring required patients to record symptom severity at the time of recording. The primary efficacy endpoint was the difference from placebo in the percent change from baseline in the average of morning and evening reflective total nasal symptom score (rTNSS) averaged for the 2-week treatment period. In all 3 trials, patients treated with olopatadine hydrochloride nasal solution, two sprays per nostril, twice-daily, exhibited statistically significantly greater decreases in rTNSS compared to vehicle nasal spray. Results for the rTNSS from 2 representative trials are shown in Table 3.

Table 3: Mean Reflective Total Nasal Symptom Score (rTNSS) in Adult and Adolescent Patients with Seasonal Allergic

Rhinitis

Study No.	Treatment	N	Baseline	Change From Baseline	Difference From Placebo		
					Estimate	95% CI	p-value
Study 1	Olopatadine Hydrochloride Nasal Solution (Nasal Spray) 0.6%	183	8.71	-3.63	-0.96	(-1.42, -0.51)	<0.0001
	Olopatadine Hydrochloride Nasal Solution (Nasal Spray) 0.4%	188	8.90	-3.38	-0.71	(-1.17, -0.26)	0.0023
	Vehicle Nasal Spray	191	8.75	-2.67			
Study 2	Olopatadine Hydrochloride Nasal Solution (Nasal Spray) 0.6%	220	9.17	-2.90	-0.98	(-1.37, -0.59)	<0.0001
	Olopatadine Hydrochloride Nasal Solution (Nasal Spray) 0.4%	228	9.26	-2.63	-0.72	(-1.11, -0.33)	0.0003
	Vehicle Nasal Spray	223	9.07	-1.92			

Abbreviation: CI, confidence interval.

Itchy eyes and watery eyes were evaluated as secondary endpoints but eye redness was not evaluated. In 2 of the studies, patients treated with olopatadine hydrochloride nasal solution had significantly greater decreases in reflective symptom scores for itchy eyes and watery eyes, compared to vehicle nasal spray.

In the 2-week seasonal allergy trials, onset of action was also evaluated by instantaneous TNSS assessments twice-daily after the first dose of study medication. In these trials, onset of action was seen after 1 day of dosing. Onset of action was evaluated in 3 environmental exposure unit studies with single doses of olopatadine hydrochloride nasal solution. In these studies, patients with seasonal allergic rhinitis were exposed to high levels of pollen in the environmental exposure unit and then treated with either olopatadine hydrochloride nasal solution or vehicle nasal spray, two sprays in each nostril, after which they self-reported their allergy symptoms hourly as instantaneous scores for the subsequent 12 hours. Olopatadine hydrochloride nasal solution 0.6% was found to have an onset of action of 30 minutes after dosing in the environmental exposure unit.

Pediatric Patients 6 to 11 Years of Age

There were 3 clinical trials of 2 weeks duration with olopatadine nasal spray in patients 6 to 11 years of age with seasonal allergic rhinitis. Efficacy of olopatadine hydrochloride nasal solution was evaluated in 2 of the 3 trials. One of the 2 trials that showed efficacy was a randomized, double blind, parallel group, multicenter, placebo (vehicle nasal spray)-controlled clinical trial of 2 weeks duration including 1,188 children ages 6 to < 12 years with seasonal allergic rhinitis. Assessment of efficacy was based on patient/caregiver recording of 4 individual nasal symptoms (nasal congestion, rhinorrhea, itchy nose, and sneezing) on a 0 to 3 categorical severity scale (0 = absent, 1 = mild, 2 = moderate, 3 = severe) as reflective or instantaneous scores. Reflective scoring captured symptom severity over the previous 12 hours; the instantaneous scoring captured symptom severity at the time of recording. The primary efficacy endpoint was the difference from placebo in the percent change from baseline in the average of patient/caregiver-reported morning and evening reflective total nasal symptom score (rTNSS) averaged for the 2-week treatment period. Patients treated with olopatadine hydrochloride nasal solution, one or two sprays per nostril twice daily, had statistically significantly greater decreases in rTNSS compared to vehicle nasal spray. Results for rTNSS are shown in Table 4.

Table 4: Mean Reflective Total Nasal Symptom Score in Pediatric Patients 6 to 11 Years of Age with Seasonal Allergic Rhinitis

Treatment	N	Baseline	Change From Baseline	Difference from Placebo		
				Estimate	95% CI	p-value
Olopatadine Hydrochloride Nasal Solution (Nasal Spray) 0.6%, one spray per nostril twice daily	294	8.99	- 2.24	-0.55	(-0.90, -0.19)	0.0015
Vehicle Nasal Spray, one spray per nostril twice daily	294	9.09	-1.70			

Abbreviation: CI, confidence interval.

Itchy eyes and watery eyes were evaluated as secondary endpoints in the same study but eye redness was not evaluated. Patients treated with olopatadine hydrochloride nasal solution had significantly greater decreases in reflective symptom scores for itchy eyes and watery eyes, compared to vehicle nasal spray.

16 HOW SUPPLIED/STORAGE AND HANDLING

How Supplied

Olopatadine hydrochloride nasal solution, 665 mcg is supplied in a white, opaque HDPE cylindrical bottle with a metered-dose spray pump, a white actuator, safety clip and a

translucent overcap in a box of 1 (NDC 60505-0845-5). Each trade size bottle contains 30.5 g of clear, colorless liquid and will provide 240 metered sprays. After priming [see *Dosage and Administration (2.3)*], each spray delivers a fine mist containing 665 mcg of olopatadine hydrochloride in 100 microliters of formulation through the nozzle.

Net content 30.5 g, 240 sprays: NDC 60505-0845-5 (trade size)

Storage

Store olopatadine hydrochloride nasal solution at room temperature between 4°C to 25°C (39°F to 77°F).

17 PATIENT COUNSELING INFORMATION

Advise the patient to read the FDA-approved patient labeling (Patient Information and Instructions for Use).

Local Nasal Effects and Other Common Adverse Reactions

Inform patients that treatment with olopatadine hydrochloride nasal solution may lead to adverse reactions, which include epistaxis and nasal ulcerations [see *Warnings and Precautions (5.1)*]. Other common adverse reactions reported with use of olopatadine hydrochloride nasal solution include bitter taste, headache, and pharyngolaryngeal pain [see *Adverse Reactions (6)*].

Somnolence and Impaired Mental Alertness

Somnolence has been reported in some patients taking olopatadine hydrochloride nasal solution. Caution patients against engaging in hazardous occupations requiring complete mental alertness and motor coordination, such as driving or operating machinery after administration of olopatadine hydrochloride nasal solution [see *Warnings and Precautions (5.2)*].

Concurrent Use of Alcohol and Other Central Nervous System Depressants

Advise patients that concurrent use of olopatadine hydrochloride nasal solution with alcohol or other central nervous system depressants should be avoided because additional reductions in alertness and additional impairment of central nervous system performance may occur [see *Warnings and Precautions (5.2)*].

Keep Spray Out of Eyes

Inform patients to avoid spraying olopatadine hydrochloride nasal solution in their eyes [see *Dosage and Administration (2.3)*].

APOTEX INC. OLOPATADINE HYDROCHLORIDE NASAL SOLUTION

Manufactured by **Manufactured for**

Apotex Inc. Apotex Corp.
Toronto, Ontario Weston, FL

April 2021

PATIENT INFORMATION

Olopatadine Hydrochloride OH-loe-PA-ta-deen HYE-droe-KLOR-ide Nasal Solution (Nasal Spray)

What is olopatadine hydrochloride nasal solution?

Olopatadine hydrochloride nasal solution is a prescription nasal spray that contains an antihistamine. Olopatadine hydrochloride nasal solution is used to treat seasonal allergy symptoms in adults and children 6 years of age and older. It is not known if olopatadine hydrochloride nasal solution is safe and effective in children under 6 years of age.

Before using olopatadine hydrochloride nasal solution, tell your healthcare provider about all of your medical conditions, including if you:

- have nose problems, such as nose bleeds, or sores in the nose.
- are pregnant or planning to become pregnant. It is not known if olopatadine hydrochloride nasal solution will harm your unborn baby.
- are breastfeeding or plan to breastfeed. It is not known if olopatadine hydrochloride nasal solution passes into your breast milk. You and your healthcare provider should decide if you will use olopatadine hydrochloride nasal solution if you plan to breastfeed.

Tell your healthcare provider about all the medicines you take, including prescription and over-the-counter medicines, vitamins, and herbal supplements.

Olopatadine hydrochloride nasal solution and other medicines may affect each other and cause side effects.

Know the medicines you take. Keep a list of your medicines and show it to your healthcare provider or pharmacist when you get a new medicine.

How should I use olopatadine hydrochloride nasal solution?

- See the “Instructions for Use” at the end of this Patient Information leaflet for information about the right way to use olopatadine hydrochloride nasal solution.
- Olopatadine hydrochloride nasal solution is for use in **your nose only. Do not spray it in your eyes or mouth.**
- Use olopatadine hydrochloride nasal solution exactly as your healthcare provider tells you to use it.
- Do not use more than your healthcare provider tells you.
- If you use too much olopatadine hydrochloride nasal solution, call your healthcare provider or pharmacist right away
- Throw away olopatadine hydrochloride nasal solution after 240 sprays (about 30 days) after the first priming. Even though the bottle may not be completely empty, you may not get the correct dose of **medicine** if you continue to use it.

What should I avoid while using olopatadine hydrochloride nasal solution?

- Olopatadine hydrochloride nasal solution can cause sleepiness or drowsiness. Do not drive, operate machinery, or do anything that needs you to be alert until you know

how olopatadine hydrochloride nasal solution affects you.

- Do not drink alcohol or take any medicines that may cause you to feel sleepy while using olopatadine hydrochloride nasal solution. It may make your sleepiness worse.

What are the possible side effects of olopatadine hydrochloride nasal solution?

Olopatadine hydrochloride nasal solution may cause serious side effects, including:

- **nosebleeds.**
- **sores in the nose.**
- **hole in the cartilage between the nose (nasal septum perforation).** A whistling sound when you breathe may be a symptom of nasal septum perforation.
- **sleepiness or drowsiness.**

The most common side effects of olopatadine hydrochloride nasal solution in people 12 years of age and older include:

-
- bad or bitter taste • throat pain • cough
 - headache • nose congestion • urinary tract infection
-

The most common side effects of olopatadine hydrochloride nasal solution in people 6 to 11 years of age include:

-
- headache • bad or bitter taste • rash
 - upper respiratory tract infection • fever
-

Tell your healthcare provider if you have any side effect that bothers you or that does not go away.

These are not all of the possible side effects of olopatadine hydrochloride nasal solution. For more information, ask your healthcare provider or pharmacist.

Call your doctor for medical advice about side effects. You may report side effects to FDA at 1-800-FDA-1088.

How should I store olopatadine hydrochloride nasal solution?

- Store olopatadine hydrochloride nasal solution at room temperature between 39°F to 77°F (4°C to 25°C).
- Do not use your olopatadine hydrochloride nasal solution after the expiration date on the label or box.

Keep olopatadine hydrochloride nasal solution and all medicines out of the reach of children.

General information about olopatadine hydrochloride nasal solution.

Medicines are sometimes prescribed for conditions that are not mentioned in the Patient

Information leaflet. Do not use olopatadine hydrochloride nasal solution for a condition for which it was not prescribed. Do not give olopatadine hydrochloride nasal solution to other people, even if they have the same symptoms you have. It may harm them. You can ask your healthcare provider or pharmacist for information about olopatadine hydrochloride nasal solution that is written for health professionals.

What are the ingredients of Olopatadine Hydrochloride Nasal Solution?

Active ingredient: olopatadine hydrochloride 665 micrograms per 100 microliter spray.

Inactive ingredients: anhydrous dibasic sodium phosphate, benzalkonium chloride (0.01%), edetate disodium dihydrate, sodium chloride, hydrochloric acid and/or sodium hydroxide and purified water.

APOTEX INC.

OLOPATADINE HYDROCHLORIDE NASAL SOLUTION

Manufactured by	Manufactured for
Apotex Inc. Toronto, Ontario Canada M9L 1T9	Apotex Corp. Weston, FL 33326

April 2021

INSTRUCTIONS FOR USE

Olopatadine Hydrochloride

OH-loe-PA-ta-deen HYE-droe-KLOR-ide

nasal spray, for intranasal use

This Instructions for Use contains information on how to use olopatadine hydrochloride nasal solution.

Read **this** Instructions for Use that comes with olopatadine hydrochloride nasal solution before you start using it and each time you get a refill. There may be new information. This information does not take the place of talking with your healthcare provider about your medical condition or treatment.

Olopatadine hydrochloride nasal solution is for use in your nose only. Do not spray olopatadine hydrochloride nasal solution in your eyes or mouth.

Important information you need to know before using olopatadine hydrochloride nasal solution

- Use olopatadine hydrochloride nasal solution exactly how your healthcare provider tells you to use it.
- Your olopatadine hydrochloride nasal solution bottle must be shaken and primed before you use it for the first time and when you have not used it for more than 7 days.
- Throw away olopatadine hydrochloride nasal solution after 240 sprays after the first

priming. Even though the bottle may not be completely empty, you may not get the correct dose of medicine if you continue to use it.

Using olopatadine hydrochloride nasal solution

Step 1. Remove the plastic cap (see **Figure A**).

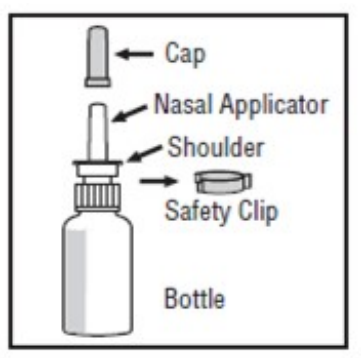


Figure A

Step 2. Hold the bottle and press down on the shoulders of the nasal applicator with your forefinger and middle finger.

- Support the bottom of the bottle with your thumb (see **Figure B**). Prime the bottle by pressing and releasing the shoulders of the bottle down firmly 5 times or until you see a fine mist come out of the nasal applicator.
- Now your pump is primed and ready to use.
- If you do not use olopatadine hydrochloride nasal solution for more than 7 days, you will need to prime the bottle again by pressing and releasing the shoulders of the bottle down firmly 2 times or until you see a fine mist come out of the nasal applicator.



Figure B

Step 3. Gently blow your nose to clear your nostrils. Hold 1 nostril closed with a finger. Tilt your head down (chin toward chest) and insert the nasal applicator into a nostril. Hold the bottle upright with the nasal applicator tip pointing away from the center of the nose (see **Figure C**).

Step 4. Breathe in gently through your nose. While breathing in, press firmly and quickly on the nasal applicator shoulders to release the spray into your nostril (see **Figure C**).

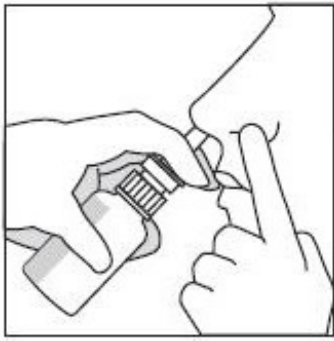


Figure C

Step 5. Breathe out through your mouth. **Do not** tilt your head back or blow your nose right after using olopatadine hydrochloride nasal solution. This may cause you to get a bitter taste in your mouth.

Step 6. Repeat Steps **3 through 5** above to deliver a spray in your other nostril.

Step 7. If your healthcare provider tells you to use 2 sprays in each nostril, repeat **Steps 3 through 5** for the second spray in each nostril.

Step 8. Wipe the nasal applicator with a clean tissue and replace the plastic cap (see **Figure D**).



Figure D

Cleaning the olopatadine hydrochloride nasal solution nasal applicator

Step 9. To clean the nasal applicator, remove the plastic cap (see **Figure E**).

If the nasal applicator becomes clogged, **do not** try to clear it using a pointed object.

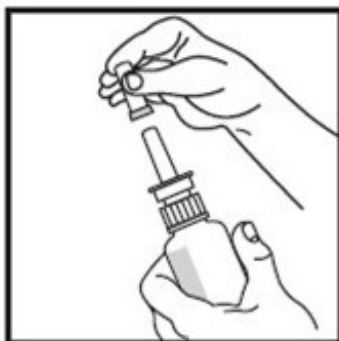


Figure E

Step 10. Gently pull the nasal applicator up to remove it from the bottle (see **Figure F**).



Figure F

Step 11. With the nasal applicator pointing downwards, wash it by running warm tap water into the nasal applicator for about 1 minute (see **Figure G**).

Step 12. Shake the nasal applicator to remove any water and put the nasal applicator back on the bottle.

Step 13. Prime the bottle again by pressing the shoulders of the bottle down firmly and releasing the shoulders 2 times or until you see a fine mist come out of the white nasal applicator. Repeat **Steps 11 and 12** above if the nasal applicator is still clogged.

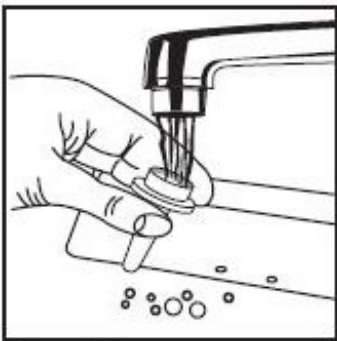


Figure G

How should I store olopatadine hydrochloride nasal solution?

- Store olopatadine hydrochloride nasal solution at room temperature between 39°F to 77°F (4°C to 25°C).
- Do not use olopatadine hydrochloride nasal solution after the expiration date on the label or box.

Keep olopatadine hydrochloride nasal solution and all medicines out of the reach of children.

For more information about olopatadine hydrochloride nasal solution visit www.apotex.com or call 1-800-706-5575.

APOTEX INC.

OLOPATADINE HYDROCHLORIDE NASAL SOLUTION

Manufactured by **Manufactured for**

Apotex Inc.	Apotex Corp
Toronto, Ontario	Weston, FL
Canada M9L 1T9	33326

April 2021

PRINCIPAL DISPLAY PANEL - Bottle

Olopatadine Hydrochloride Nasal Solution (Nasal Spray), 665 mcg

FOR INTRANASAL USE ONLY

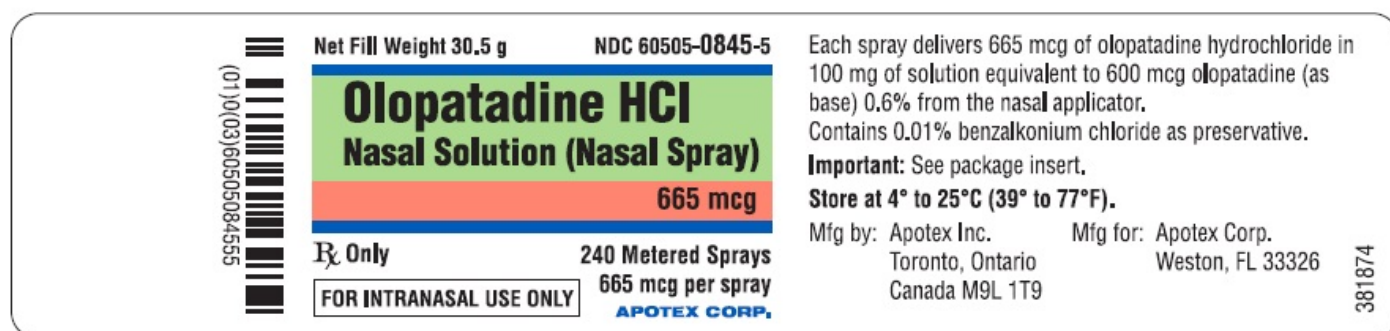
Rx Only

240 Metered Sprays

Net Fill Weight 30.5g

Apotex Corp.

NDC 60505-0845-5



1

PRINCIPAL DISPLAY PANEL - Carton

Olopatadine Hydrochloride Nasal Solution (Nasal Spray), 665mcg

FOR INTRANASAL USE ONLY

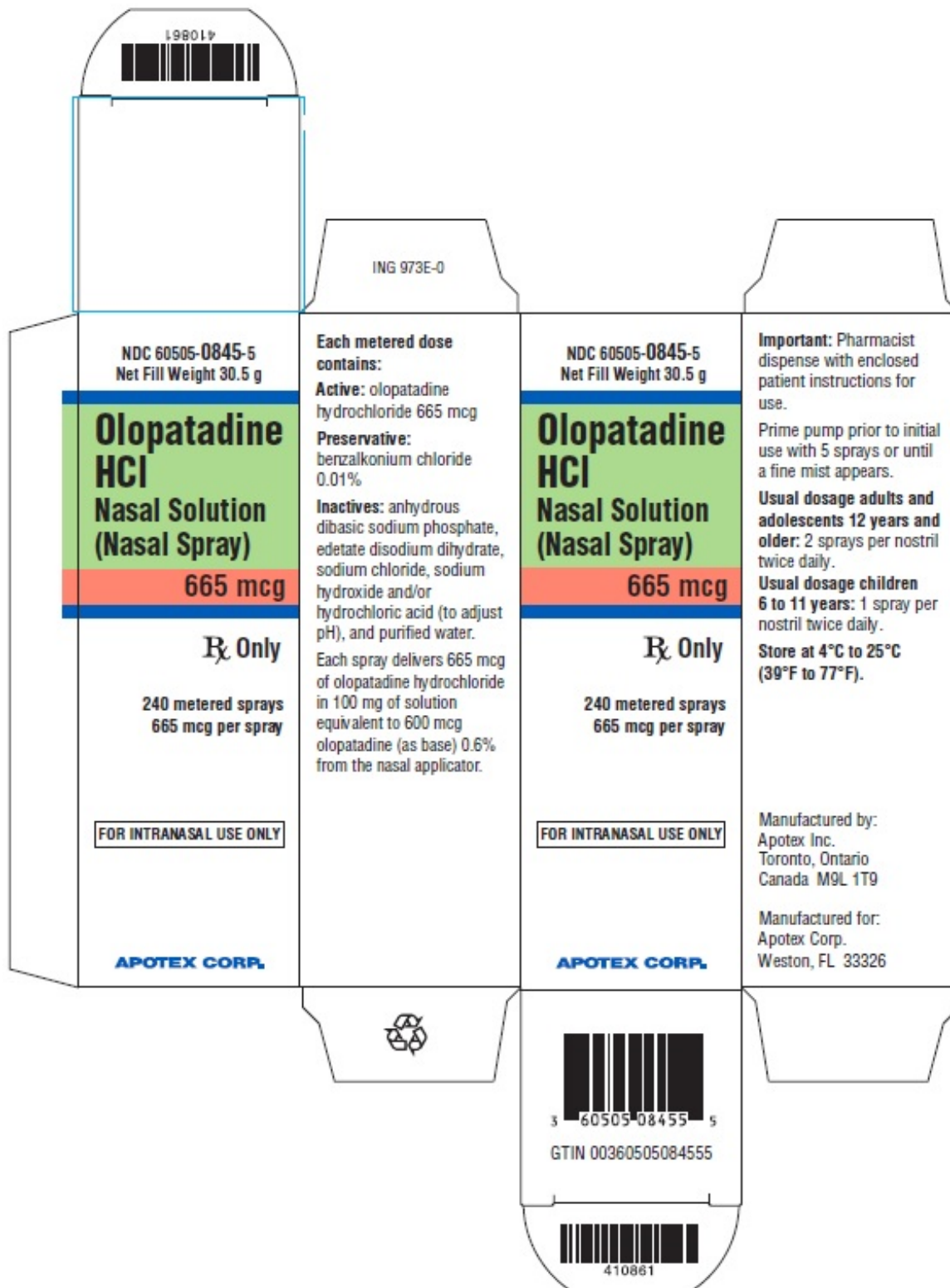
Rx Only

240 Metered Sprays

Net Fill Weight 30.5g

Apotex Corp.

NDC 60505-0845-5



OLOPATADINE HYDROCHLORIDE

olopatadine hydrochloride spray, metered

Product Information

Product Type

HUMAN PRESCRIPTION DRUG

Item Code (Source)

NDC:60505-0845

Route of Administration NASAL

Active Ingredient/Active Moiety

Ingredient Name	Basis of Strength	Strength
OLOPATADINE HYDROCHLORIDE (UNII: 2XG66W44KF) (Olopatadine - UNII:D27V6190PM)	Olopatadine	665 ug

Inactive Ingredients

Ingredient Name	Strength
BENZALKONIUM CHLORIDE (UNII: F5UM2KM3W7)	
SODIUM PHOSPHATE, DIBASIC, UNSPECIFIED FORM (UNII: GR686LBA74)	
EDETATE DISODIUM (UNII: 7FLD91C86K)	
SODIUM CHLORIDE (UNII: 451W47IQ8X)	
HYDROCHLORIC ACID (UNII: QTT17582CB)	
SODIUM HYDROXIDE (UNII: 55X04QC32I)	
WATER (UNII: 059QF0KO0R)	

Packaging

#	Item Code	Package Description	Marketing Start Date	Marketing End Date
1	NDC:60505-0845-5	1 in 1 CARTON	10/27/2014	
1		240 in 1 BOTTLE; Type 2: Prefilled Drug Delivery Device/System (syringe, patch, etc.)		

Marketing Information

Marketing Category	Application Number or Monograph Citation	Marketing Start Date	Marketing End Date
ANDA	ANDA091572	10/27/2014	

Labeler - Apotex Corp. (845263701)

Registrant - Apotex Inc. (209429182)

Revised: 12/2023

Apotex Corp.