

MELOXIDYL- meloxicam suspension **Ceva Sante Animale**

Meloxidyl® (meloxicam oral suspension) 1.5 mg/mL

Professional Information Sheet

Approved by FDA under ANADA # 200-550

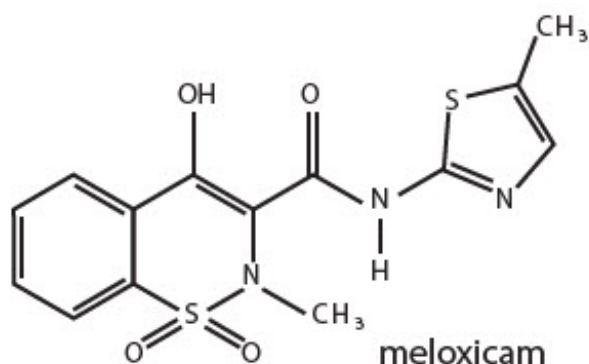
Meloxidyl® (meloxicam oral suspension) 1.5 mg/mL

Non-steroidal anti-inflammatory drug for oral use in dogs only

Caution: Federal law restricts this drug to use by or on the order of a licensed veterinarian.

Warning: Repeated use of meloxicam in cats has been associated with acute renal failure and death. Do not administer additional injectable or oral meloxicam to cats. See Contraindications, Warnings, and Precautions for detailed information.

Description: Meloxicam is a Non-Steroidal Anti-Inflammatory (NSAID) drug of the oxicam class. Each milliliter of Meloxidyl® 1.5 mg/mL Oral Suspension contains meloxicam equivalent to 1.5 milligrams and sodium benzoate (2.0 milligrams) as a preservative. The chemical name for Meloxicam is 4-Hydroxy-2-methyl-N-(5-methyl-2-thiazolyl)-2H-1,2 benzothiazine-3- carboxamide-1, 1-dioxide. The formulation is a yellowish viscous suspension.



Indications: Meloxidyl Oral Suspension is indicated for the control of pain and inflammation associated with osteoarthritis in dogs.

Dosage and Administration: Always provide client information sheet with prescription. Carefully consider the potential benefits and risk of Meloxidyl Oral Suspension and other treatment options before deciding to use Meloxidyl Oral Suspension. Use the lowest effective dose for the shortest duration consistent with individual response. Meloxidyl Oral Suspension should be administered initially at 0.09 mg/lb (0.2 mg/kg) body weight only on the first day of treatment. For all treatments after day 1, Meloxidyl Oral Suspension should be administered once daily at a dose of 0.045 mg/lb (0.1 mg/kg). The syringes are calibrated to deliver the daily maintenance

dose in lbs.

The daily dose (0.045 mg/lb) contains 0.03 mL of Meloxidyl Oral Suspension for every 1 lb (0.45 kg) of dog body weight.

Directions for Administration:

Meloxidyl Oral Suspension is packaged with 2 sizes of dosing syringes. The small syringe (blue print) is calibrated for use in dogs under 15 lbs. The large syringe (green print) is calibrated for use in dogs 15 lbs or greater. **Only administer Meloxidyl with the provided syringes. The container should never be used as a dropper bottle for administration of Meloxidyl.**

Dogs under 15 lbs (6.8 kg)

Shake well before use, then remove cap. Meloxidyl Oral Suspension can be given either mixed with food or placed directly into the mouth. Particular care should be given with regard to the accuracy of dosing. **To prevent accidental overdosing of small dogs, only use the small dosing syringe.** The large syringe provided cannot be used to measure doses for dogs weighing less than 15 lbs (6.8 kg). For dogs less than 15 lbs, use the small dosing syringe (blue print) provided in the package (see dosing procedure below). The small dosing syringe fits onto the bottle and has dosing marks at 0.5 lb, then in 1 lb increments (ranging from 1 to 14 lbs), designed to deliver the daily maintenance dose of 0.05 mg/lb (0.1 mg/kg).

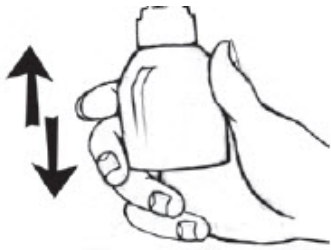
For dogs less than 1 lb (0.45 kg), Meloxidyl can be given using the 0.5 mark on the small dosing syringe.

For dogs between 1 - 14 lbs, Meloxidyl can be given using the marks on the small dosing syringe, beginning at 1 lb and ending at 14 lbs. When using the small dosing syringe, the dog's weight should be rounded down to the nearest 1 lb increment. Replace and tighten cap after use.

Dogs 15 lbs (6.8 kg) and over

Shake well before use, then remove cap. Meloxidyl may be either mixed with food or placed directly into the mouth. Particular care should be given with regard to the accuracy of dosing.

For dogs 15 lbs or greater, use the large dosing syringe (green print) provided in the package (see dosing procedure below). The large dosing syringe fits on to the bottle and has dosing marks in 5 lb increments (ranging from 5 to 140 lbs), designed to deliver the daily maintenance dose of 0.05 mg/lb (0.1 mg/kg). When using the large syringe, the dog's weight should be rounded down to the nearest 5 lb increment. Replace and tighten cap after use.



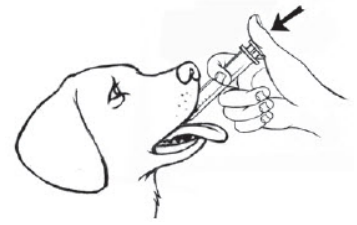
Shake bottle well.
Push down and unscrew bottle top. Attach the dosing syringe to the bottle by gently pushing the end on to the top of the bottle.



Turn the bottle/syringe upside down. Pull the plunger out until the black line on the plunger corresponds to the dog's body weight in pounds.



Turn the bottle right way up and with a twisting movement separate the dosing syringe from the bottle.



Push the plunger to empty the contents of the syringe onto food or in dog's mouth.

Contraindications: Dogs with known hypersensitivity to meloxicam should not receive Meloxidyl Oral Suspension. Do not use Meloxidyl Oral Suspension in cats. Acute renal failure and death have been associated with the use of meloxicamin cats.

Warnings: Not for use in humans. Keep this and all medications out of reach of children. Consult a physician in case of accidental ingestion by humans. **For oral use in dogs only.**

As with any NSAID all dogs should undergo a thorough history and physical examination before the initiation of NSAID therapy. Appropriate laboratory testing to establish hematological and serum biochemical baseline data is recommended prior to and periodically during administration. Owner should be advised to observe their dog for signs of potential drug toxicity and be given a client information sheet about Meloxidyl Oral Suspension.

Keep Meloxidyl in a secure location out of reach of dogs, cats, and other animals to prevent accidental ingestion or overdose.

Precautions: The safe use of Meloxidyl Oral Suspension in dogs younger than 6 months of age, dogs used for breeding, or in pregnant or lactating dogs has not been evaluated. Meloxicam Oral Suspension is not recommended for use in dogs with bleeding disorders, as safety has not been established in dogs with these disorders. As a class, cyclo-oxygenase inhibitory NSAIDs may be associated with gastrointestinal, renal and hepatic toxicity. Sensitivity to drug-associated adverse events varies with the individual patient. Dogs that have experienced adverse reactions from one NSAID may experience adverse reactions from another NSAID. Patients at greatest risk for renal toxicity are those that are dehydrated, on concomitant diuretic therapy, or those with existing renal, cardiovascular, and/or hepatic dysfunction. Concurrent administration of potentially nephrotoxic drugs should be carefully approached. NSAIDs may inhibit the prostaglandins that maintain normal homeostatic function. Such anti-prostaglandin effects may result in clinically significant disease in patients with underlying or pre-existing disease that has not been previously diagnosed. Since NSAIDs possess the potential to induce gastrointestinal ulcerations and/or perforations, concomitant use with other anti-inflammatory drugs, such as NSAIDs or corticosteroids, should be avoided. If additional pain medication is needed after administration of the total daily dose of

Meloxidyl Oral Suspension, a non-NSAID or non-corticosteroid class of analgesia should be considered. The use of another NSAID is not recommended. Consider appropriate washout times when switching from corticosteroid use or from one NSAID to another in dogs. The use of concomitantly protein-bound drugs with Meloxidyl Oral Suspension has not been studied in dogs. Commonly used protein-bound drugs include cardiac, anticonvulsant and behavioral medications. The influence of concomitant drugs that may inhibit metabolism of Meloxidyl Oral Suspension has not been evaluated. Drug compatibility should be monitored in patients requiring adjunctive therapy.

Adverse Reactions: Field safety was evaluated in 306 dogs. Based on the results of two studies, GI abnormalities (vomiting, soft stools, diarrhea, and inappetance) were the most common adverse reactions associated with the administration of meloxicam. The following table lists adverse reactions and the numbers of dogs that experienced them during the studies. Dogs may have experienced more than one episode of the adverse reaction during the study.

In foreign suspected adverse drug reaction (SADR) reporting over a 9 year period, incidences of adverse reactions related to meloxicam administration included: autoimmune hemolytic anemia (1 dog), thrombocytopenia (1 dog), polyarthritis (1 dog), nursing puppy lethargy (1 dog), and pyoderma (1 dog).

Adverse Reactions Observed During Two Field Studies		
Clinical Observation	Meloxicam (n = 157)	Placebo (n = 149)
Vomiting	40	23
Diarrhea/Soft Stool	19	11
Bloody Stool	1	0
Inappetance	5	1
Bleeding Gums After Dental Procedure	1	0
Lethargy/Swollen Carpus	1	0
Epiphora	1	0

Post-Approval Experience: (Rev 2010)

The following adverse events are based on post-approval adverse drug experience reporting. Not all adverse reactions are reported to FDA/CVM. It is not always possible to reliably estimate the adverse event frequency or establish a causal relationship to product exposure using these data. The following adverse events are listed in decreasing order of frequency by body system.

Gastrointestinal: vomiting, anorexia, diarrhea, melena, gastrointestinal ulceration

Urinary: azotemia, elevated creatinine, renal failure

Neurological/Behavioral: lethargy, depression

Hepatic: elevated liver enzymes

Dermatologic: pruritus

Death has been reported as an outcome of the adverse events listed above. **Acute**

renal failure and death have been associated with use of meloxicam in cats.

To report suspected adverse drug events, for technical assistance or to obtain the Safety Data Sheet, contact Ceva Animal Health at 1-800-999-0297. For additional information about adverse drug experience reporting for animal drugs, contact FDA at 1-888-FDA-VETS or <http://fda.gov/reportanimalae>.

Information for Dog Owners: Meloxidyl, like other drugs of its class, is not free from adverse reactions. Owners should be advised of the potential for adverse reactions and be informed of the clinical signs associated with drug intolerance. Adverse reactions may include vomiting, diarrhea, decreased appetite, dark or tarry stools, increased water consumption, increased urination, pale gums due to anemia, yellowing of gums, skin or white of the eye due to jaundice, lethargy, incoordination, seizure, or behavioral changes. Serious adverse reactions associated with this drug class can occur without warning and in rare situations result in death (see Adverse Reactions). Owners should be advised to discontinue Meloxidyl Oral Suspension and contact their veterinarian immediately if signs of intolerance are observed. The vast majority of patients with drug related adverse reactions have recovered when the signs are recognized, the drug is withdrawn, and veterinary care, if appropriate, is initiated. Owners should be advised of the importance of periodic follow up for all dogs during administration of any NSAID.

Clinical Pharmacology: Meloxicam has nearly 100% bioavailability when administered orally with food. The terminal elimination half life after a single dose is estimated to be approximately 24 hrs (+/- 30%) regardless of route of administration. There is no evidence of statistically significant gender differences in drug pharmacokinetics. Drug bioavailability, volume of distribution, and total systemic clearance remain constant up to 5 times the recommended dose for use in dogs. However, there is some evidence of enhanced drug accumulation and terminal elimination half-life prolongation when dogs are dosed for 45 days or longer.

Peak drug concentrations can be expected to occur within about 7.5 hrs after oral administration. Corresponding peak concentration is approximately 0.464 mcg/mL following a 0.2 mg/kg oral dose. The drug is 97% bound to canine plasma proteins.

Effectiveness: The effectiveness of meloxicam was demonstrated in two field studies involving a total of 277 dogs representing various breeds, between six months and sixteen years of age, all diagnosed with osteoarthritis. Both of the placebo-controlled, masked studies were conducted for 14 days. All dogs received 0.2 mg/kg on day 1. All dogs were maintained on 0.1 mg/kg oral meloxicam from days 2 through 14 of both studies. Parameters evaluated by veterinarians included lameness, weight-bearing, pain on palpation, and overall improvement. Parameters assessed by owners included mobility, ability to rise, limping, and overall improvement. In the first field study (n = 109), dogs showed clinical improvement with statistical significance after 14 days of meloxicam treatment for all parameters. In the second field study (n = 48), dogs receiving meloxicam showed a clinical improvement after 14 days of therapy for all parameters; however, statistical significance was demonstrated only for the overall investigator evaluation on day 7, and for the owner evaluation on day 14.

Safety:

Six Week Study

In a six week target animal safety study, meloxicam was administered orally at 1, 3, and 5X the recommended dose with no significant clinical adverse reactions. Animals in all dose groups (control, 1, 3 and 5X the recommended dose) exhibited some gastrointestinal distress (diarrhea and vomiting). No treatment-related changes were observed in hematological, blood chemistry, urinalysis, clotting time, or buccal mucosal bleeding times. Necropsy results included stomach mucosal petechiae in one control dog, two dogs at the 3X and one dog at the 5X dose. Other macroscopic changes included areas of congestion or depression of the mucosa of the jejunum or ileum in three dogs at the 1X dose and in two dogs at the 5X dose. Similar changes were also seen in two dogs in the control group. There were no macroscopic small intestinal lesions observed in dogs receiving the 3X dose. Renal enlargement was reported during the necropsy of two dogs receiving the 3X dose and two receiving the 5X dose.

Microscopic examination of the kidneys revealed minimal degeneration or slight necrosis at the tip of the papilla in three dogs at the 5X dose. Microscopic examination of the stomach showed inflammatory mucosal lesions, epithelial regenerative hyperplasia or atrophy, and sub-mucosal gland inflammation in two dogs at the recommended dose, three dogs at the 3X and four dogs at the 5X dose. Small intestinal microscopic changes included minimal focal mucosal erosion affecting the villi, and were sometimes associated with mucosal congestion. These lesions were observed in the ileum of one control dog and in the jejunum of one dog at the recommended dose and two dogs at the 5X dose.

Six Month Study

In a six month target animal safety study, meloxicam was administered orally at 1, 3, and 5X the recommended dose with no significant clinical adverse reactions. All animals in all dose groups (controls, 1, 3, and 5X the recommended dose) exhibited some gastrointestinal distress (diarrhea and vomiting). Treatment related changes seen in hematology and chemistry included decreased red blood cell counts in seven of 24 dogs (four 3X and three 5X dogs), decreased hematocrit in 18 of 24 dogs (including three control dogs), dose-related neutrophilia in one 1X, two 3X and three 5X dogs, evidence of regenerative anemia in two 3X and one 5X dog. Also noted were increased BUN in two 5X dogs and decreased albumin in one 5X dog.

Endoscopic changes consisted of reddening of the gastric mucosal surface covering less than 25% of the surface area. This was seen in three dogs at the recommended dose, three dogs at the 3X dose and two dogs at the 5X dose. Two control dogs exhibited reddening in conjunction with ulceration of the mucosa covering less than 25% of the surface area.

Gross gastrointestinal necropsy results observed included mild discoloration of the stomach or duodenum in one dog at the 3X and in one dog at the 5X dose. Multifocal pinpoint red foci were observed in the gastric fundic mucosa in one dog at the recommended dose, and in one dog at the 5X dose.

No macroscopic or microscopic renal changes were observed in any dogs receiving meloxicam in this six month study. Microscopic gastrointestinal findings were limited to one dog at the recommended dose, and two dogs at the 3X dose. Mild inflammatory mucosal infiltrate was observed in the duodenum of one dog at the recommended dose. Mild congestion of the fundic mucosa and mild myositis of the outer mural musculature of the stomach were observed in two dogs receiving the 3X dose.

How Supplied: Meloxidyl® 1.5 mg/mL Oral Suspension: 10, 32, 100 and 200 mL bottles

with small and large dosing syringes.

Storage: Store at controlled room temperature 68-77° F (20-25° C).

Excursions permitted between 59° F and 86° F (15° C and 30° C). Brief exposure to temperature up to 104° F (40° C) may be tolerated provided the mean kinetic temperature does not exceed 77° F (25° C); however such exposure should be minimized.

Manufactured for: Ceva Animal Health, LLC, Lenexa, KS 66215

Meloxidyl® is a registered trademark of Ceva Santé Animale S.A.

C531US 08-B1-v2

Mfg: 141286

Revised 08/2023

Client Information Sheet for Meloxidyl® (meloxicam oral suspension) 1.5 mg/mL

Non-steroidal anti-inflammatory drug for oral use in dogs only

This summary contains important information about Meloxidyl® 1.5 mg/mL Oral Suspension. You should read this information before you start giving your dog Meloxidyl and review it each time the prescription is refilled. This sheet is provided only as a summary and does not take the place of instructions from your veterinarian. Talk to your veterinarian if you do not understand any of this information or if you want to know more about Meloxidyl.

What is Meloxidyl®?

Meloxidyl is a prescription non-steroidal anti-inflammatory drug (NSAID) that is used to control pain and inflammation (soreness) due to osteoarthritis in dogs. Osteoarthritis (OA) is a painful condition caused by "wear and tear" of cartilage and other parts of the joints that may result in the following changes or signs in your dog: Limping or lameness, decreased activity or exercise (reluctance to stand, climb stairs, jump or run, or difficulty in performing these activities) stiffness or decreased movement of joints. Meloxidyl is given to dogs by mouth. **Do not use Meloxidyl Oral Suspension in cats. Acute renal failure and death have been associated with the use of meloxicam in cats.**

What Kind Of Results Can I Expect When My Dog Is On Meloxidyl® For OA?

While Meloxidyl is not a cure for osteoarthritis, it can control pain and inflammation associated with OA and improve your dog's mobility.

- Response varies from dog to dog but can be quite dramatic.
- In most dogs, improvement can be seen in a matter of days.
- If Meloxidyl is discontinued or not given as directed, your dog's pain and inflammation may come back.

What Dogs Should Not Take Meloxidyl®?

Your dog should not be given Meloxidyl if he/she:

- Has had an allergic reaction to meloxicam, the active ingredient of Meloxidyl.

- Has had an allergic reaction (such as hives, facial swelling, or red or itchy skin) to aspirin or other NSAIDs.
- Is presently taking aspirin, other NSAIDs, or corticosteroids (unless directed by your veterinarian).

Meloxidyl® Should Only Be Given To Dogs

People should not take Meloxidyl. Keep Meloxidyl and all medication out of reach of children. Call your physician immediately if you accidentally take Meloxidyl.

How To Give Meloxidyl® To Your Dog

The actual dose to be given should be prescribed by the veterinarian.

Directions for Administration:

Meloxidyl Oral Suspension is packaged with 2 sizes of dosing syringes. The small syringe (blue print) is calibrated for use in dogs under 15 lbs. The large syringe (green print) is calibrated for use in dogs 15 lbs or greater. **Only administer Meloxidyl with the provided syringes. The container should never be used as a dropper bottle for administration of Meloxidyl.**

Dogs under 15 lbs (6.8 kg)

Shake well before use, then remove cap. Meloxidyl Oral Suspension can be given either mixed with food or placed directly into the mouth. Particular care should be given with regard to the accuracy of dosing.

To prevent accidental overdosing of small dogs, only use the small dosing syringe. The large syringe provided cannot be used to measure doses for dogs weighing less than 15 lbs (6.8 kg). For dogs less than 15 lbs, use the small dosing syringe (blue print) provided in the package (see dosing procedure below). The small dosing syringe fits onto the bottle and has dosing marks at 0.5 lb, then in 1 lb increments (ranging from 1 to 14 lbs), designed to deliver the daily maintenance dose of 0.05 mg/lb (0.1 mg/kg).

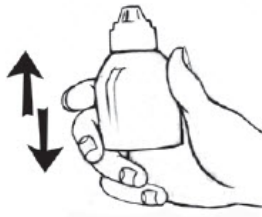
For dogs less than 1 lb (0.45 kg), Meloxidyl can be given using the 0.5 mark on the small dosing syringe.

For dogs between 1 - 14 lbs, Meloxidyl can be given using the marks on the small dosing syringe, beginning at 1 lb and ending at 14 lbs. When using the small dosing syringe, the dog's weight should be rounded down to the nearest 1 lb increment. Replace and tighten cap after use.

Dogs 15 lbs (6.8 kg) and over

Shake well before use, then remove cap. Meloxidyl may be either mixed with food or placed directly into the mouth. Particular care should be given with regard to the accuracy of dosing.

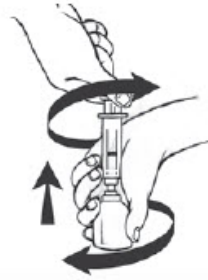
For dogs 15 lbs or greater, use the large dosing syringe (green print) provided in the package (see dosing procedure below). The large dosing syringe fits on to the bottle and has dosing marks in 5 lb increments (ranging from 5 to 140 lbs), designed to deliver the daily maintenance dose of 0.05 mg/lb (0.1 mg/kg). When using the large syringe, the dog's weight should be rounded down to the nearest 5 lb increment. Replace and tighten cap after use.



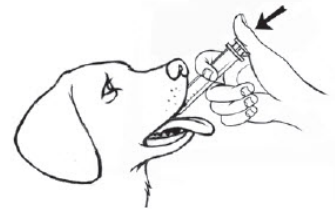
Shake bottle well.
Push down and unscrew bottle top.
Attach the dosing syringe to the bottle by gently pushing the end on to the top of the bottle.



Turn the bottle/syringe upside down. Pull the plunger out until the black line on the plunger corresponds to the dog's bodyweight in pounds.



Turn the bottle right way up and with a twisting movement separate the dosing syringe from the bottle.



Push the plunger to empty the contents of the syringe onto food or in dog's mouth.

What To Tell/Ask Your Veterinarian Before Giving Meloxidyl®

Talk to your veterinarian about:

- The signs of OA you have observed (for example limping, stiffness).
- The importance of weight control and exercise in the management of OA.
- What tests might be done before Meloxidyl is prescribed.
- How often your dog may need to be examined by your veterinarian.
- The risks and benefits of using Meloxidyl.

Tell your veterinarian if your dog has ever had the following medical problems:

- Experienced side effects from Meloxidyl or other NSAIDs, such as aspirin;
- Digestive upset (vomiting and/or diarrhea);
- Liver disease;
- Kidney disease.

Tell your veterinarian about:

- Any other medical problems or allergies that your dog has now or has had.
- All medicines that you are giving your dog or plan to give your dog, including those you can get without a prescription.

Tell your veterinarian if your dog is:

- Pregnant, nursing or if you plan to breed your dog.

What Are The Possible Side Effects That May Occur In My Dog During Meloxidyl® Therapy?

Meloxidyl, like other drugs, may cause some side effects. Serious but rare side effects have been reported in dogs taking NSAIDs. Serious side effects can occur with or without warning and in rare situations result in death.

The most common NSAID-related side effects generally involve stomach and liver or kidney problems. Look for the following side effects that can indicate your dog may be

having a problem with Meloxidyl or may have another medical problem:

- Decrease or increase in appetite;
- Vomiting;
- Change in bowel movement (such as diarrhea, or black, tarry or bloody stools);
- Change in behavior (such as decreased or increased activity level, incoordination, seizure or aggression);
- Yellowing of gums, skin, or whites of the eyes (jaundice);
- Change in drinking habits (frequency, amount consumed);
- Change in urination habits (frequency, color, or smell);
- Change in skin (redness, scabs, or scratching).

It is important to stop therapy and contact your veterinarian immediately if you think your dog has a medical problem or side effect from Meloxidyl. If you have additional questions about possible side effects, talk to your veterinarian.

Can Meloxidyl® Be Given With Other Medicines?

Meloxidyl should not be given with other NSAIDs (for example aspirin, carprofen, etodolac, deracoxib) or steroids (for example, cortisone, prednisone, dexamethasone, triamcinolone).

Tell your veterinarian about all medicines you have given your dog in the past, and any medicines that you are planning to give with Meloxidyl. This should include other medicines that you can get without a prescription. Your veterinarian may want to check that all of your dog's medicines can be given together.

What Can I Do In Case My Dog Eats More Than The Prescribed Amount?

Contact your veterinarian immediately if your dog eats more than the prescribed amount of Meloxidyl.

What Else Should I Know About Meloxidyl®?

This sheet provides a summary of information about Meloxidyl. If you have any questions or concerns about Meloxidyl or osteoarthritis pain, talk to your veterinarian.

As with all prescribed medicines, Meloxidyl should only be given to the dog for which it was prescribed. **Meloxidyl Oral Suspension is for use in dogs only. Do not give Meloxidyl to cats.** It should be given to your dog only for the condition for which it was prescribed. It is important to periodically discuss your dog's response to Meloxidyl at regular checkups. Your veterinarian will best determine if your dog is responding as expected and if your dog should continue receiving Meloxidyl.

For technical assistance or to report suspected adverse reactions, call 1-800-999-0297.

ceva

PRINCIPAL DISPLAY PANEL - 200 mL Syringe Carton

Meloxidyl®

(meloxicam oral suspension)

1.5 mg/mL

Caution: Federal law restricts this drug to use by or on the order of a licensed veterinarian.

Non-steroidal anti-inflammatory drug for oral use in dogs only.

Net contents: 200 mL

Approved by FDA under ANADA # 200-550

ceva



MELOXIDYL

meloxicam suspension

Product Information

Product Type	PRESCRIPTION ANIMAL DRUG	Item Code (Source)	NDC:13744-505
Route of Administration	ORAL		

Active Ingredient/Active Moiety

Ingredient Name	Basis of Strength	Strength
MELOXICAM (UNII: VG2QF83CGL) (MELOXICAM - UNII:VG2QF83CGL)	MELOXICAM	1.5 mg in 1 mL

Packaging

#	Item Code	Package Description	Marketing Start Date	Marketing End Date
1	NDC:13744-505-01	1 in 1 CARTON		
1		10 mL in 1 BOTTLE		
2	NDC:13744-505-32	1 in 1 CARTON		
2		32 mL in 1 BOTTLE		
3	NDC:13744-505-10	1 in 1 CARTON		
3		100 mL in 1 BOTTLE		
4	NDC:13744-505-20	1 in 1 CARTON		
4		200 mL in 1 BOTTLE		

Marketing Information

Marketing Category	Application Number or Monograph Citation	Marketing Start Date	Marketing End Date
ANADA	ANADA200550	10/01/2013	

Labeler - Ceva Sante Animale (261126049)

Revised: 3/2024

Ceva Sante Animale