

AMTAGVI- lifileucel suspension

Iovance Biotherapeutics Inc.

Reference Label Set Id: 91b0c63a-9a7e-46d0-a562-dc0d7d7867f3

HIGHLIGHTS OF PRESCRIBING INFORMATION

These highlights do not include all the information needed to use AMTAGVI safely and effectively. See full prescribing information for AMTAGVI.

AMTAGVI (lifileucel) suspension for intravenous infusion

Initial U.S. Approval: 2024

WARNING: TREATMENT-RELATED MORTALITY, PROLONGED SEVERE CYTOPENIA, SEVERE INFECTION, CARDIOPULMONARY and RENAL IMPAIRMENT

See full prescribing information for complete boxed warning.

- Monitor patients for prolonged severe cytopenia and monitor for internal organ hemorrhage (5.1, 5.2, 5.3)
- Treat severe infections (5.1, 5.4)
- Monitor cardiopulmonary and renal functions throughout the treatment course (5.1, 5.5, 5.6, 5.7)

Administer in an inpatient hospital setting. An intensive care facility and specialists skilled in cardiopulmonary or intensive care medicine must be available (2.1, 6.1)

INDICATIONS AND USAGE

AMTAGVI is a tumor-derived autologous T cell immunotherapy indicated for the treatment of adult patients with unresectable or metastatic melanoma previously treated with a PD-1 blocking antibody, and if BRAF V600 mutation positive, a BRAF inhibitor with or without a MEK inhibitor. This indication is approved under accelerated approval based on objective response rate (ORR). Continued approval for this indication may be contingent upon verification and description of clinical benefit in a confirmatory trial(s) (1)

DOSAGE AND ADMINISTRATION

For autologous use only. For intravenous use only.

Verify the patient's identity prior to infusion.

- Administer AMTAGVI in an inpatient hospital setting with an intensive care facility (2.1)
- The AMTAGVI dose is between 7.5×10^9 and 72×10^9 viable cells (2.1)
- Administer a lymphodepleting regimen before infusion of AMTAGVI (2.2)
- Do NOT use a leukocyte depleting filter with AMTAGVI (2.2)
- Premedicate the patient with acetaminophen, or equivalent, and diphenhydramine, or another H1-antihistamine (2.2)
- Avoid prophylactic use of systemic corticosteroids (2.2)
- Administer entire dose of AMTAGVI (2.2)
- Administer IL-2 (aldesleukin) after infusion of AMTAGVI (2.2)
- See Full Prescribing Information for instructions on receipt, preparation, and administration of AMTAGVI (2.2, 16)

DOSAGE FORMS AND STRENGTHS

- AMTAGVI is a cell suspension for intravenous infusion (3)
- A single dose of AMTAGVI contains 7.5×10^9 to 72×10^9 viable cells suspended in 1 to 4 patient-specific infusion bag(s) (3)

CONTRAINDICATIONS

None (4)

WARNINGS AND PRECAUTIONS

Hypersensitivity reactions: Monitor for hypersensitivity reactions during infusion (5.8)

ADVERSE REACTIONS

The most common (incidence of greater than or equal to 20%) non-laboratory adverse reactions in order of decreasing frequency were chills, pyrexia, fatigue, tachycardia, diarrhea, febrile neutropenia, edema, rash, hypotension, alopecia, infection, hypoxia, and dyspnea (6.1)

To report SUSPECTED ADVERSE REACTIONS, contact Iovance Biotherapeutics, Inc. at 1-833-400-IOVA (4682) or FDA at 1-800-FDA-1088 or www.fda.gov/medwatch.

See 17 for PATIENT COUNSELING INFORMATION and FDA-approved patient labeling.

Revised: 2/2024

FULL PRESCRIBING INFORMATION: CONTENTS*

WARNING: TREATMENT-RELATED MORTALITY, PROLONGED SEVERE CYTOPENIA, SEVERE INFECTION, CARDIOPULMONARY and RENAL IMPAIRMENT

1 INDICATIONS AND USAGE

2 DOSAGE AND ADMINISTRATION

2.1 Dose

2.2 Administration

3 DOSAGE FORMS AND STRENGTHS

4 CONTRAINDICATIONS

5 WARNINGS AND PRECAUTIONS

5.1 Treatment-Related Mortality

5.2 Prolonged Severe Cytopenia

5.3 Internal Organ Hemorrhage

5.4 Severe Infection

5.5 Cardiac Disorder

5.6 Respiratory Failure

5.7 Acute Renal Failure

5.8 Hypersensitivity Reactions

6 ADVERSE REACTIONS

6.1 Clinical Trials Experience

8 USE IN SPECIFIC POPULATIONS

8.1 Pregnancy

8.2 Lactation

8.3 Females and Males of Reproductive Potential

8.4 Pediatric Use

8.5 Geriatric Use

11 DESCRIPTION

12 CLINICAL PHARMACOLOGY

12.1 Mechanism of Action

12.2 Pharmacodynamics

12.3 Pharmacokinetics

13 NONCLINICAL TOXICOLOGY

13.1 Carcinogenesis, Mutagenesis, Impairment of Fertility

14 CLINICAL STUDIES

16 HOW SUPPLIED/STORAGE AND HANDLING

17 PATIENT COUNSELING INFORMATION

* Sections or subsections omitted from the full prescribing information are not listed.

FULL PRESCRIBING INFORMATION

WARNING: TREATMENT-RELATED MORTALITY, PROLONGED SEVERE CYTOPENIA, SEVERE INFECTION, CARDIOPULMONARY and RENAL IMPAIRMENT

- **Monitor patients for prolonged severe cytopenia and monitor for internal organ hemorrhage***[see Warnings and Precautions (5.1, 5.2, 5.3)]*.
- **Administer filgrastim or a biosimilar product to patients beginning Day 1 after AMTAGVI and continuing daily until the absolute neutrophil count (ANC) is greater than 1000 per mm³ for 3 consecutive days, or per institutional standard.**
- **Treat severe infections** *[see Warnings and Precautions (5.1, 5.4)]*.
- **Monitor cardiopulmonary and renal functions throughout the treatment course.** *[see Warnings and Precautions (5.1, 5.5, 5.6, 5.7)]*.

Administer in an inpatient hospital setting. An intensive care facility and specialists skilled in cardiopulmonary or intensive care medicine must be available *[see Dosage and Administration (2.1), and Adverse Reactions (6.1)]* .

1 INDICATIONS AND USAGE

AMTAGVI is a tumor-derived autologous T cell immunotherapy indicated for the treatment of adult patients with unresectable or metastatic melanoma previously treated with a PD-1 blocking antibody, and if BRAF V600 mutation positive, a BRAF inhibitor with or without a MEK inhibitor.

This indication is approved under accelerated approval based on objective response rate (ORR) *[see Clinical Studies (14)]* . Continued approval for this indication may be contingent upon verification and description of clinical benefit in a confirmatory trial(s).

2 DOSAGE AND ADMINISTRATION

For autologous use only. For intravenous use only.

Verify the patient's identity prior to infusion.

2.1 Dose

Administer in an inpatient hospital setting under the supervision of a physician experienced in the use of anticancer agents. An intensive care facility and specialists skilled in cardiopulmonary or intensive care medicine must be available.

AMTAGVI is provided as a single dose for infusion containing a suspension of tumor-derived T cells. The dose is supplied in 1 to 4 patient-specific IV infusion bag(s) in individual protective metal cassettes. Each dose contains 7.5×10^9 to 72×10^9 viable cells.

2.2 Administration

AMTAGVI is for autologous use only.

The patient's identity must match the patient identifiers on the AMTAGVI cassette(s) and infusion bag(s).

Preparing Patient for AMTAGVI Infusion

Confirm availability of AMTAGVI and IL-2 (aldesleukin) prior to starting the lymphodepleting regimen.

Pretreatment

Administer a lymphodepleting chemotherapy regimen of cyclophosphamide 60 mg/kg intravenously with mesna daily for 2 days followed by fludarabine 25 mg/m² intravenously daily for 5 days before infusion of AMTAGVI.

Infuse AMTAGVI as soon as possible after 24 hours have elapsed following the last dose of fludarabine, but no later than 4 days.

Premedication

Pre-medicate the patient with acetaminophen and diphenhydramine or another H1-antihistamine, approximately 30 to 60 minutes prior to AMTAGVI infusion.

Avoid prophylactic use of systemic corticosteroids which may interfere with the activity of AMTAGVI.

Receipt of AMTAGVI

AMTAGVI is shipped directly to the treatment center in the vapor phase of a liquid nitrogen cryoshipper. All treatment centers should have onsite storage in vapor phase of liquid nitrogen.

Product and patient-specific labels are located on both the product infusion bag(s) and protective metal cassette(s), which are inside the liquid nitrogen cryoshipper.

- Match the identity of the patient with the patient identifiers on the cassette(s) and infusion bag(s) upon receipt.
- Confirm the number of AMTAGVI cassette(s) and infusion bag(s) matches the total number of cassettes and infusion bags on the shipment packing slip.
- Store AMTAGVI frozen in the vapor phase of liquid nitrogen (less than or equal to minus 150°C).

Administration of AMTAGVI

The AMTAGVI dose is contained in 1 to 4 cryopreserved patient-specific infusion bag(s) in individual protective metal cassette(s). Thaw and infuse 1 bag at a time if more than 1 bag has been provided. Wait to thaw the next bag until the previous bag has been safely and completely administered.

Preparation of AMTAGVI

Do not thaw the product until it is ready to be infused. Coordinate the timing of AMTAGVI thaw and infusion. Confirm the infusion time in advance and adjust the start time for thaw so that AMTAGVI is available for infusion when the patient is ready. Once 1 bag of AMTAGVI is thawed, the infusion should be started as soon as possible and must

be completed within 3 hours at room or ambient temperature (18°C to 25°C).

1. Confirm the availability of IL-2 (aldesleukin).
2. Prior to AMTAGVI preparation, match the recipient's identity with the patient identifiers on the AMTAGVI cassette label. Do not remove the AMTAGVI infusion bag from the cassette if the patient identifiers on the AMTAGVI cassette label do not match the intended patient. Contact Iovance Biotherapeutics, Inc. at 1-833-400-IOVA if there are any discrepancies.
3. Once recipient identification on the cassette is confirmed, remove the AMTAGVI infusion bag from the cassette. Check that the patient identifiers on the cassette label match the patient identifiers on the AMTAGVI infusion bag label and match the recipient's identity with the patient identifiers on the AMTAGVI infusion bag label. Contact Iovance Biotherapeutics, Inc. at 1-833-400-IOVA if there are any discrepancies.
4. Inspect each bag for any breaks or cracks prior to thawing. Inspect the spike ports for any damage prior to thawing. If a bag is damaged or compromised, do not infuse the contents and contact Iovance Biotherapeutics, Inc. at 1-833-400-IOVA.
5. For thawing, place the infusion bag inside a second sealable bag (preferably sterile) per local guidelines in case of a leak and to protect ports from contamination.
6. Thaw AMTAGVI at approximately 35°C to 39°C using either a water bath or a dry thaw method until there is no visible ice or frozen contents in the infusion bag. Total time from start of thaw until completion of thawing should be no more than 10 minutes.
7. Immediately remove bag from thawing device. Remove the infusion bag from the sealable plastic bag and wipe dry. Do not wash, spin down, or resuspend AMTAGVI in new media prior to infusion.
8. Once thawed, administer each bag of AMTAGVI as soon as possible. If needed, AMTAGVI may be maintained at room temperature (18°C to 25°C) not to exceed 3 hours. Do not re-freeze or refrigerate thawed product.
9. Prior to infusion, inspect the contents of the thawed infusion bag. If cell clumps are visible, gently mix the contents of the bag by inverting the bag prior to infusion. If needed, gently massage the bag to disperse cell clumps. Do not infuse the contents of an infusion bag if it is damaged or leaking, or otherwise appears to be compromised.

Infusion of AMTAGVI

1. Before infusion, the patient's health status should be reassessed and confirmed to be acceptable prior to AMTAGVI and IL-2 administration.
2. Confirm the patient's identity matches with the patient identifiers on the infusion bag.
3. Do NOT use a leukocyte depleting filter with AMTAGVI.
4. Prime the tubing with normal saline prior to infusion.
5. Initiate the infusion. Infuse the entire contents of each bag as soon as possible but within 3 hours of thawing.
6. Administer AMTAGVI at an infusion rate of approximately 1 mL per minute for the initial 5 minutes; thereafter 5 mL to 10 mL per minute.
7. Contents of all bags must be infused to complete a single dose. After the last bag is infused, rinse the tubing with normal saline at the same infusion rate to ensure all product is delivered.

AMTAGVI contains human cells. Follow universal and local biosafety guidelines applicable for the handling and disposal of AMTAGVI to avoid potential transmission of infectious

diseases.

Administration of IL-2 (aldesleukin)

Beginning 3 to 24 hours after AMTAGVI infusion, administer intravenous IL-2 (aldesleukin) at 600,000 IU/kg every 8 to 12 hours for up to a maximum of 6 doses to support cell expansion *in vivo*. IL-2 (aldesleukin) should be administered in an inpatient setting under the supervision of a physician experienced in the use of anticancer agents.

3 DOSAGE FORMS AND STRENGTHS

AMTAGVI is a cell suspension for intravenous infusion.

A single dose of AMTAGVI contains 7.5×10^9 to 72×10^9 viable cells suspended in a cryopreservation medium. A single dose is split into 1 to 4 patient-specific infusion bag(s) (100 mL to 125 mL per bag) in individual protective metal cassettes [see *How Supplied/Storage and Handling* (16)] .

4 CONTRAINDICATIONS

None.

5 WARNINGS AND PRECAUTIONS

5.1 Treatment-Related Mortality

AMTAGVI is associated with treatment-related mortality. In the clinical trial, the treatment-related mortality rate was 7.5% (N=160), including 2 deaths during the lymphodepleting period, 6 deaths within 30 days, and 4 deaths 38 to 150 days following AMTAGVI administration. Adverse reactions associated with these deaths included severe infections (sepsis, pneumonia and encephalitis), internal organ hemorrhage (abdominal hemorrhage and intracranial hemorrhage), acute renal failure, acute respiratory failure, cardiac arrhythmia, extensive ascites, liver injury, and bone marrow failure. Because clinical trials are conducted under widely varying conditions, treatment-related mortality rates observed in the clinical trials of a drug may not reflect the rates observed in practice.

5.2 Prolonged Severe Cytopenia

Patients treated with AMTAGVI may exhibit Grade 3 or higher cytopenia for weeks or longer. Based on adverse event reporting, Grade 3 or higher cytopenia or pancytopenia which did not resolve to less than or equal to Grade 2 or lasted beyond 30 days post AMTAGVI infusion occurred in 45.5% of melanoma patients who received AMTAGVI. Prolonged cytopenia included thrombocytopenia (30.1%), lymphopenia (19.9%), neutropenia (17.3%), leukopenia (14.7%), and pancytopenia (1.3%). Monitor blood counts after AMTAGVI infusion.

5.3 Internal Organ Hemorrhage

Patients treated with AMTAGVI may exhibit internal organ hemorrhage. Intraabdominal and intracranial hemorrhage can be life-threatening and have been associated with at

least two deaths in patients who received AMTAGVI. Withhold or discontinue AMTAGVI infusion if internal organ hemorrhage is indicated, or patient is deemed ineligible for IL-2 (aldesleukin) infusion. Patients with persistent or repeated thrombocytopenia after receiving AMTAGVI should not use anticoagulants or must be under close monitoring if the patient must take anticoagulants.

5.4 Severe Infection

Severe, life-threatening, or fatal infections occurred in patients after AMTAGVI infusion. AMTAGVI treatment-related infections (any severity) occurred in 26.9% of patients with melanoma. Grade 3 or higher infections occurred in 13.5% of patients, including 10.9% of patients with infections of an unspecified pathogen and 3.8% of patients with infections of a specified pathogen.

Do not administer AMTAGVI to patients with clinically significant systemic infections. Monitor patients for signs and symptoms of infection before and after AMTAGVI infusion and treat appropriately. Administer prophylactic antimicrobials according to institutional guidelines.

Febrile neutropenia was observed in 46.8% of patients with melanoma after AMTAGVI Infusion. In the event of febrile neutropenia, evaluate for infection and manage with broad-spectrum antibiotics, fluids, and other supportive care as medically indicated.

5.5 Cardiac Disorder

Patients treated with AMTAGVI may exhibit cardiac disorder. Grade 3 or higher cardiac disorders related to the AMTAGVI regimen occurred in 9.0% (14/156) of patients who received AMTAGVI including tachycardia, atrial fibrillation, arrhythmia, acute myocardial infarction, cardiac ventricular thrombosis, cardiomyopathy, QT-prolongation. Cardiac arrhythmia resulted in one death among melanoma patients who received AMTAGVI.

Monitor patients with signs and symptoms of cardiac disorder before and after AMTAGVI infusion. Withhold or discontinue AMTAGVI infusion, if severe cardiac disorder is indicated, or patient is deemed ineligible for IL-2 (aldesleukin) infusion.

5.6 Respiratory Failure

Patients treated with AMTAGVI may develop worsened respiratory function which has been associated with deaths. Monitor patients with signs and symptoms of respiratory failure before and after AMTAGVI infusion. Withhold or discontinue AMTAGVI infusion if severe acute respiratory failure is indicated, or patient is deemed ineligible for IL-2 (aldesleukin) infusion.

5.7 Acute Renal Failure

Patients treated with AMTAGVI may develop worsened renal function which has been associated with deaths. Monitor patients with signs and symptoms of acute renal failure before and after AMTAGVI infusion. Withhold or discontinue AMTAGVI if severe acute renal injury is indicated, or patient is deemed ineligible for IL-2 (aldesleukin) infusion.

5.8 Hypersensitivity Reactions

Allergic reactions including serious hypersensitivity (e.g., anaphylaxis) may occur with the infusion of AMTAGVI.

Acute infusion reactions (defined as occurring within 1 day of infusion) may occur and include fever, rigors or chills, tachycardia, rash, hypotension, dyspnea, cough, chest tightness, and wheezing. These events generally resolve on the same day of infusion. Patients should be monitored during and after infusion for signs and symptoms of a severe reaction, and treated promptly.

6 ADVERSE REACTIONS

The most common (incidence of greater than or equal to 20%) non-laboratory adverse reactions in order of decreasing frequency were chills, pyrexia, fatigue, tachycardia, diarrhea, febrile neutropenia, edema, rash, hypotension, alopecia, infection, hypoxia, and dyspnea.

The serious adverse reactions included:

- Treatment-Related Mortality [see *Warnings and Precautions* (5.1)]
- Prolonged Severe Cytopenia [see *Warnings and Precautions* (5.2)]
- Internal Organ Hemorrhage [see *Warnings and Precautions* (5.3)]
- Severe Infection [see *Warnings and Precautions* (5.4)]
- Cardiac Disorder [see *Warnings and Precautions* (5.5)]
- Respiratory Failure [see *Warnings and Precautions* (5.6)]
- Acute Renal Failure [see *Warnings and Precautions* (5.7)]
- Hypersensitivity Reactions [see *Warnings and Precautions* (5.8)]

6.1 Clinical Trials Experience

Because clinical trials are conducted under widely varying conditions, adverse reaction rates observed in the clinical trials of a drug cannot be directly compared to rates in the clinical trials of another drug and may not reflect the rates observed in practice.

The pooled safety data described in this section reflect exposure to AMTAGVI within a regimen that included cyclophosphamide, fludarabine, and IL-2 (aldesleukin) in the global, multicenter, multicohort, open-label, single-arm clinical study in which 156 adult patients with unresectable or metastatic melanoma received a single infusion of AMTAGVI [see *Clinical Studies* (14)] . The median age of the study population was 56 years (range: 20 to 79 years); 53.8% were men. The performance status prior to tumor procurement was 68.6% with ECOG 0 and 31.4% with ECOG 1.

Table 1 summarizes the adverse reactions that occurred in at least 10% of patients treated with AMTAGVI and Table 2 describes the laboratory abnormalities of Grade 3 or 4 that occurred in at least 10% of patients.

Table 1: Adverse Reactions Observed in at Least 10% of Melanoma Patients Treated with AMTAGVI (N=156)

Adverse Reaction	Any Grade n (%)	Grade 3 or Higher n (%)
Blood and lymphatic system disorders		
Febrile neutropenia	73 (46.8)	73 (46.8)

Cardiac disorders		
Tachycardia *	74 (47.4)	12 (7.7)
Gastrointestinal disorders		
Diarrhea	73 (46.8)	3 (1.9)
Vomiting	68 (43.6)	2 (1.3)
Nausea	107 (68.6)	4 (2.6)
General disorders and administration site conditions		
Chills	118 (75.6)	8 (5.1)
Pyrexia	95 (60.9)	16 (10.3)
Fatigue †	87 (55.8)	8 (5.1)
Edema ‡	66 (42.3)	8 (5.1)
Investigations		
Weight increased	30 (19.2)	2 (1.3)
Infections and Infestations	42 (26.9)	21 (13.5)
Infection with pathogen unspecified §	30 (19.2)	17 (10.9)
Infection with pathogen specified ¶	19 (12.2)	6 (3.8)
Metabolism and nutrition disorders		
Decreased appetite	48 (30.8)	2 (1.3)
Nervous system disorders		
Headache	33 (21.2)	1 (0.6)
Encephalopathy #	27 (17.3)	9 (5.8)
Renal and urinary disorders		
Acute kidney injury ^p	31 (19.9)	11 (7.1)
Hematuria	22 (14.1)	2 (1.3)
Respiratory, thoracic and mediastinal disorders		
Hypoxia ^β	37 (23.7)	19 (12.2)
Dyspnea ^à	34 (21.8)	13 (8.3)
Skin and subcutaneous tissue disorders		
Rash ^è	58 (37.2)	15 (9.6)
Alopecia	48 (30.8)	0 (0)
Pruritus	21 (13.5)	0 (0)
Vascular disorders		
Hypotension ^ð	58 (37.2)	17 (10.9)
Capillary leak syndrome	21 (13.5)	7 (4.5)
Hypertension ^ø	21 (13.5)	11 (7.1)

Adverse Reactions occurred from AMTAGVI infusion to 6 months (182 days) post infusion.

* Tachycardia includes tachycardia and sinus tachycardia, atrial fibrillation, supraventricular tachycardia.

- † Fatigue includes fatigue, asthenia, and malaise.
- ‡ Edema includes edema, face edema, generalized edema, localized edema, edema peripheral, peripheral swelling, edema genital, scrotal edema, brain edema, catheter site edema, conjunctival edema, eyelid edema, laryngeal edema, macular edema, periorbital edema, pulmonary edema, vasogenic cerebral edema, and lymphoedema.
- § Infection with unspecified pathogen includes cellulitis, conjunctivitis, cystitis, dermatitis infected, device related infection, diarrhea infectious, endocarditis, enterocolitis infectious, infection, meningitis, nasopharyngitis, neutropenic sepsis, pneumonia, pyuria, rash pustular, respiratory tract infection (RTI), rhinitis, sepsis, sinusitis, skin infection, urinary tract infection (UTI).
- ¶ Infection with mentioned pathogen includes bacteremia, candida infection, clostridium difficile colitis, cytomegalovirus infection or reactivation, Epstein-Barr virus infection, escherichia bacteremia, fungal skin infection, herpes simplex, herpes zoster, metapneumovirus infection, oral herpes, oral candidiasis, pneumonia klebsiella, respiratory syncytial virus infection, skin candida, tuberculosis.
- # Encephalopathy includes encephalopathy, automatism, cognitive disorder, confusional state, depressed level of consciousness, disturbance in attention, hypersomnia, lethargy, leukoencephalopathy, memory impairment, mental status changes, paranoia, somnolence, and stupor.
- ♭ Acute kidney injury includes acute kidney injury, anuria, azotemia, renal failure, renal tubular dysfunction, renal tubular necrosis, oliguria, and blood creatinine increased.
- β Hypoxia includes hypoxia and oxygen saturation decreased.
- à Dyspnea includes dyspnea, acute respiratory failure, orthopnea, respiratory distress, respiratory failure, and dyspnea exertional
- è Rash includes rash, rash generalized, rash maculo-papular, rash papular, rash pruritic, rash erythematous, and rash macular.
- ø Hypotension includes hypotension, blood pressure decreased, blood pressure systolic decreased, blood pressure diastolic decreased, and orthostatic hypotension.
- ø Hypertension includes hypertension, blood pressure increased, blood pressure systolic increased, and blood pressure diastolic increased.

Adverse reactions that occurred in less than 10% of patients treated with AMTAGVI included the following:

- *Eye disorders*: Uveitis (4.5%). Other eye disorders included Grade 1 or 2 retinal detachment, vision blurred, visual impairment, periorbital edema, visual acuity reduced, and retinal hemorrhage.
- *Immune system disorders*: Infusion related reaction (6.4%), anaphylactic reaction (1.3%), and cytokine release syndrome (3.2%).
- *Skin and subcutaneous tissue disorders*: Vitiligo (7.1%).

Table 2: Grade 3 or 4 Laboratory Abnormalities Occurring in at Least 10% of Melanoma Patients Following Treatment with AMTAGVI (N=156)

Laboratory Abnormality	Grades 3 or 4 (%)
Thrombocytopenia	122 (78.2)
Neutropenia	108 (69.2)
Anemia	91 (58.3)
Leukopenia	73 (46.8)
Lymphopenia	66 (42.3)
Hypophosphatemia	40 (25.6)

Frequency of Grade 3 or 4 laboratory abnormalities from AMTAGVI infusion to 6 months (182 days) post infusion.

Serious Adverse Reactions

Serious adverse reactions leading to death included acute respiratory failure (n=1), renal failure (n=2), cardiac arrhythmia (n=1), severe infections (n=4) including sepsis and septic shock, pneumonia, and encephalitis, internal organ hemorrhage (n=2), ascites and liver injury (n=1) and bone marrow failure (n=1).

Deaths

Among 160 patients with unresectable, or metastatic melanoma who initiated the AMTAGVI regimen, there were 12 deaths (7.5%), including 2 deaths during the lymphodepleting period, 6 deaths within 30 days following AMTAGVI administration, and additional 4 deaths 38 to 150 days following AMTAGVI administration. Adverse reactions associated with these deaths included severe infections (sepsis, pneumonia and encephalitis), internal organ hemorrhage (abdominal hemorrhage and intracranial hemorrhage), acute renal failure, acute respiratory failure, cardiac arrhythmia, extensive ascites and liver injury and bone marrow failure.

8 USE IN SPECIFIC POPULATIONS

8.1 Pregnancy

Risk Summary

There are no available data with AMTAGVI use in pregnant women. No animal reproductive and developmental toxicity studies have been conducted with AMTAGVI. Therefore, AMTAGVI is not recommended for women who are pregnant, and pregnancy after AMTAGVI administration should be discussed with the treating physician. Report pregnancies to Iovance Biotherapeutics, Inc. at 1-833-400-IOVA.

In the U.S. general population, the estimated risk of major birth defects and miscarriage in clinically recognized pregnancies is 2% to 4% and 15% to 20%, respectively.

8.2 Lactation

Risk Summary

There is no information regarding the presence of AMTAGVI in human milk, the effect on the breastfed infant, and the effects on milk production. The developmental and health benefits of breastfeeding should be considered along with the mother's clinical need for AMTAGVI and any potential adverse effects on the breastfed infant from AMTAGVI or from the underlying maternal condition.

8.3 Females and Males of Reproductive Potential

Pregnancy Testing

The pregnancy status of women of child-bearing potential should be verified. Sexually active females of reproductive potential should have a pregnancy test prior to starting treatment with AMTAGVI.

Infertility

There are no data on the effect of AMTAGVI on fertility.

8.4 Pediatric Use

The safety and efficacy of AMTAGVI have not been established in pediatric patients.

8.5 Geriatric Use

Of 156 patients with unresectable or metastatic melanoma who were treated with AMTAGVI in clinical studies, 37 patients (23.7%) were 65 years of age or older. No differences in safety or effectiveness were observed between elderly patients and younger patients.

11 DESCRIPTION

AMTAGVI (lifileucel) is a tumor-derived autologous T cell immunotherapy comprised of a suspension of tumor-derived T cells for intravenous infusion. AMTAGVI is manufactured from resected patient tumor tissue processed from one or more tumor lesions. Immune cells derived from a patient's tumor(s) are expanded in cell culture, washed, formulated as a cell suspension, and cryopreserved. The product must pass a sterility test before release for shipping as a frozen suspension in 1 to 4 patient-specific infusion bag(s) in individual protective metal cassettes. The product is thawed prior to administration back into the same patient [see *Dosage and Administration (2.2)*, *How Supplied/Storage and Handling (16)*].

AMTAGVI is composed primarily of T cells of the CD4+T and CD8+T cell lineages. AMTAGVI may also contain monocytes and other lymphocytes, including B cells and NK cells. AMTAGVI may contain viable melanoma tumor cells from the original tumor tissue used to manufacture the product.

The formulation contains 48% PlasmaLyte A, 50% CryoStor CS10 (resulting in final concentration of 5% dimethyl sulfoxide (DMSO)), 2% of 25% human serum albumin (resulting in a final concentration of 0.5% albumin), and 300 IU/mL IL-2 (aldesleukin).

A single dose of AMTAGVI is provided in 1 to 4 infusion bag(s) containing 100 mL to 125 mL of viable cells per bag in individual protective cassettes.

12 CLINICAL PHARMACOLOGY

12.1 Mechanism of Action

The specific mechanism of action of AMTAGVI (lifileucel) is unknown.

12.2 Pharmacodynamics

Pharmacodynamic activity was evaluated by measuring longitudinal changes of cytokines and chemokines (IL-15, IL-6, IL-7, IL-9, IL-10, IL-12(p40), CCL2, CXCL10, IFN- γ , and TNF- α) using plasma samples collected at baseline and post-infusion of AMTAGVI up to Month 3. The mean level of IL-15 and CXCL10 peaked following lymphodepletion and administration of AMTAGVI at Day 1-4, decreased over time, and returned to baseline levels within 1-3 months. The mean IFN- γ level was below baseline post

lymphodepletion and AMTAGVI infusion at Day 1-4 and returned to baseline by Day 14. Other cytokines and chemokines listed above did not show any noticeable changes. No difference was observed in the cytokines and chemokines level between responding and non-responding patients.

12.3 Pharmacokinetics

The proportion of unique TCR clonotypes from the AMTAGVI lots contributing to the peripheral blood TCR repertoire among infused patients was analyzed using a semi-quantitative polymerase chain reaction followed by next generation sequencing. The proportion of TCR clones that are composed of clonotypes identified in the product increases from a mean of 16% (n=125) at pre-infusion to 83% at Day 4 after AMTAGVI infusion. The TCR clones declined to 51% at Day 14 (n=51) and remain 37% to 41% from Day 42 (n=120) to month 12 (n=37) post-infusion of AMTAGVI. No significant correlation was found between AMTAGVI persistence and efficacy.

13 NONCLINICAL TOXICOLOGY

13.1 Carcinogenesis, Mutagenesis, Impairment of Fertility

No carcinogenicity or genotoxicity studies have been conducted with AMTAGVI. No studies have been conducted to evaluate the effects of AMTAGVI on fertility.

14 CLINICAL STUDIES

The efficacy of a single treatment with AMTAGVI was evaluated in a global, multicenter, multicohort, open-label, single-arm clinical study. This study enrolled patients with unresectable or metastatic melanoma who had previously been treated with at least one systemic therapy, including a PD-1 blocking antibody, and if BRAF V600 mutation-positive, a BRAF inhibitor or BRAF inhibitor with MEK inhibitor. This study excluded patients with uncontrolled brain metastases, organ allograft or prior cell transfer, melanoma of uveal or ocular origin, systemic steroid therapy for any reason, Grade 2 or higher hemorrhage within 14 days prior to study enrollment (tumor resection), left ventricular ejection fraction (LVEF) less than 45% or New York Heart Association (NYHA) functional classification greater than Class 1, and patients with forced expiratory volume in one second (FEV1) of less than or equal to 60%.

There were 111 patients who underwent tumor resection of whom 22 (19.8%) patients did not receive AMTAGVI due to the following reasons: inability to manufacture AMTAGVI (n=6), disease related death (n=3), meeting exclusion criteria (n=5), disease progression (n=3), starting new anti-cancer therapy or consent withdrawal (n=3), or adverse events from lymphodepletion including one death (n=2). Among 89 patients who received AMTAGVI, two (2) patients were excluded because the product did not meet specification and five (5) patients were excluded due to product comparability.

The primary efficacy analysis set included 82 patients who received AMTAGVI. Among these, nine (9) patients received AMTAGVI at a dose less than 7.5×10^9 viable cells and did not achieve an objective response. The recommended AMTAGVI dosing range was set at 7.5×10^9 to 72×10^9 viable cells (73 patients received this dosing range).

Median time from tumor tissue procurement to the end of the manufacturing process

was 23 days and to infusion was 34 days. Lesion origin of AMTAGVI products included skin, lymph nodes, liver, lung, peritoneal, musculoskeletal, breast, and other anatomic sites including chest wall, abdominal wall, adrenal gland, abdominal-peritoneal, paraesophageal, axillary, thigh, back, supraclavicular, and soft tissue.

All 73 (100%) patients received prior anti-PD-(L)1 therapy, 63 (86.3%) received prior anti-CTLA-4 therapy, 42 (57.5%) received anti-PD1/anti-CTLA-4 combination therapy and 20 (27.4%) received a BRAF inhibitor or combination therapy with BRAF and MEK inhibitors. The median age was 58 years (min, max: 25, 74 years), with 26.0% age 65 or older, 52.1% were male, 94.5% were white, 2.7% were black, and 1.4% were Asian. Patients received a median of 3 prior lines of therapy and a median of 2 prior lines of anti-PD(L)1 containing therapies. Disease characteristics were: BRAF V600 mutation-positive: 27.4%; PD-L1 TPS greater than or equal 5%: 23.3%; elevated LDH: 63.0%; brain and/or liver metastases: 54.8%. The median target lesion sum of diameters was 108.7 mm (min, max: 15.7, 552.9). The performance status prior to tumor procurement was ECOG 0 (71.2%) and ECOG 1 (28.8%).

AMTAGVI was administered following a lymphodepleting regimen consisting of cyclophosphamide 60 mg/kg daily with mesna for 2 days followed by fludarabine 25 mg/m² daily for 5 days. Three (3) to 24 hours after infusion, patients received IL-2 (aldesleukin) at 600,000 IU/kg every 8 to 12 hours for up to 6 doses in order to support cell expansion *in vivo*. The median administered AMTAGVI dose was 21.1 × 10⁹ viable cells. The median number of administered IL-2 (aldesleukin) doses was 6.

Efficacy was established on the basis of objective response rate (ORR) and duration of response (DoR) (see Table 3). The median time to initial response to AMTAGVI was 1.5 months (min, max: 1.3, 4.2).

Table 3: Efficacy Results Among Patients Who Received AMTAGVI Dose Range of 7.5 × 10⁹ to 72 × 10⁹ Viable Cells

Endpoint *	Efficacy Set (N=73)
Objective Response Rate	
ORR, % (95% CI)	31.5 (21.1, 43.4)
Complete response rate, n (%)	3 (4.1)
Partial response rate, n (%)	20 (27.4)
Duration of Response †, ‡	
Median DoR in months (95% CI) §	NR (4.1, NR)
Range ¶	(1.4+, 26.3+)
Patients with DoR ≥ 6 months #, n (%)	13 (56.5)
Patients with DoR ≥ 9 months #, n (%)	11 (47.8)
Patients with DoR ≥ 12 months #, n (%)	10 (43.5)

CI, confidence interval; DoR, duration of response; NR, not reached; ORR, objective response rate.

* Per RECIST v1.1 assessed by Independent Review Committee (IRC).

† Number of responders was N=23.

‡ Kaplan-Meier estimate of median potential follow-up for DoR was 18.6 months.

§ Kaplan-Meier estimate in months among all responders. DoR measured from the date of confirmed initial objective response to the date of progression or death from any cause.

¶ + sign indicates a censored value

Observed proportion of patients with duration of response beyond landmark time

Supporting pooled efficacy analysis included 189 patients who underwent tumor resection of whom 33 did not receive AMTAGVI due to the following reasons: inability to manufacture AMTAGVI (n=8), disease related death within 40 days after tumor harvest (n=5), meeting exclusion criteria (n=6), disease progression (n=6), starting new anti-cancer therapy or consent withdrawal (n=4), or adverse events from lymphodepletion including two deaths (n=4). Among the 156 patients who received AMTAGVI, 2 patients who received AMTAGVI that did not meet the product specification and 1 patient who received AMTAGVI below the protocol specified dosing range due to anaphylactic reaction were excluded.

The supporting pooled efficacy set included 153 patients. The median administered AMTAGVI dose was 21.1×10^9 viable cells and the median number of administered IL-2 (aldesleukin) doses was 6. The ORR was 31.4% (95% CI: 24.1%, 39.4%) with a CR of 5.2% (n=8) and PR of 26.1% (n=40). The median time to initial response to AMTAGVI was 1.5 months (min, max: 1.3, 4.2). The median DoR was not reached (range: 1.4+, 45.0+). Among responders, 62.5%, 56.3% and 54.2% maintained durable responses at 6, 9 and 12 months, respectively, following the initial response.

16 HOW SUPPLIED/STORAGE AND HANDLING

AMTAGVI is supplied in 1 to 4 infusion bag(s) (NDC 73776-001-11), with each bag containing approximately 100 mL to 125 mL of frozen suspension of tumor-derived T cells in 5% DMSO, 0.5% albumin (human), and 300 IU/mL IL-2 (aldesleukin). Each bag is contained within a protective metal cassette (NDC 73776-001-12). AMTAGVI is stored in the vapor phase of liquid nitrogen and supplied in a liquid nitrogen cryoshipper.

Product and patient-specific labels are located on both the product infusion bag(s) and the protective shipping cassette(s), which are inside the liquid nitrogen cryoshipper.

- Match the identity of the patient with the patient identifiers on the cassette(s) and infusion bag(s) upon receipt.
- Confirm the number of AMTAGVI cassette(s) and infusion bag(s) matches the total number of cassette(s) and infusion bag(s) on the shipment packing slip.
- Store AMTAGVI frozen in the vapor phase of liquid nitrogen (less than or equal to minus 150°C).
- Thaw AMTAGVI immediately prior to infusion [see *Dosage and Administration (2.2)*].

17 PATIENT COUNSELING INFORMATION

Advise the patient to read the FDA-approved patient labeling (Patient Information).

Prior to infusion, advise patients of the following risks:

Hypersensitivity Reactions:

Signs and symptoms associated with hypersensitivity reactions including fever, rigors or

chills, tachycardia, rash, hypotension, dyspnea, cough, chest tightness, and wheezing [see *Warnings and Precautions* (5.8)] .

Prolonged Severe Cytopenia:

Signs or symptoms associated with bone marrow suppression (i.e., neutropenia, thrombocytopenia and anemia) for more than several weeks following lymphodepleting chemotherapy and AMTAGVI [see *Warnings and Precautions* (5.2), *Adverse Reactions* (6.1)].

Severe Infection:

Signs and symptoms associated with severe infections. Advise patients that AMTAGVI treatment regimen will not be initiated if they have an ongoing uncontrolled infection. Anti-microbial prophylaxis and treatment of infection will be administered [see *Warnings and Precautions* (5.4), *Adverse Reactions* (6.1)].

Internal Organ Hemorrhage:

Signs or symptoms of internal organ hemorrhage following AMTAGVI treatment regimen. Advise patients to seek immediate medical attention should signs or symptoms of internal organ hemorrhage occur at any time [see *Warnings and Precautions* (5.3)].

Cardiopulmonary and Renal Impairment:

Signs or symptoms of cardiopulmonary or renal injuries following AMTAGVI treatment regimen. Advise patients to seek immediate medical attention should signs or symptoms of cardiopulmonary, or renal injury occur at any time [see *Warnings and Precautions* (5.5, 5.6, 5.7)].

Manufactured by:
Advanced Therapeutics, LLC.
4000 South 26th Street
Philadelphia, PA 19112

OR

Iovance Biotherapeutics Manufacturing LLC
300 Rouse Boulevard
Philadelphia, PA 19112

For specific manufacturing site used to manufacture the received AMTAGVI batch, see bag and cassette labels.

Marketed by:
Iovance Biotherapeutics Manufacturing LLC
300 Rouse Boulevard
Philadelphia, PA 19112
U.S. license number: 2298

© 2024 Iovance Biotherapeutics, Inc.

Patient Information
AMTAGVI (pronounced am-tag-vee)
(lifileucel)

What is the most important information I should know about AMTAGVI?

- You will likely be in a hospital prior to and after receiving AMTAGVI.

What is AMTAGVI?

AMTAGVI is a type of medicine called a 'Tumor-derived autologous T cell immunotherapy.' The active substance in the medicine is lifileucel, which is comprised of T cells derived from tissue excised from your tumor. Tumor-derived T cells are cells produced by the body's immune system that may recognize and kill cancer (tumor) cells.

AMTAGVI is used to treat adult patients with a type of skin cancer that cannot be removed surgically or has spread to other parts of the body called unresectable or metastatic melanoma. AMTAGVI is used when your melanoma has not responded or stopped responding to a PD-1 blocking drug either by itself or in a combination, and if your cancer is BRAF mutation positive, a BRAF inhibitor drug with or without a MEK inhibitor drug that also has stopped working.

Before taking AMTAGVI, tell your healthcare provider about all of your medical conditions, including if you:

- Have any lung, heart, liver or kidney problems
- Have low blood pressure
- Have a recent or active infection or other inflammatory conditions including cytomegalovirus (CMV) infection, hepatitis B or C or human immunodeficiency virus (HIV) infection
- Are pregnant, think you may be pregnant, or plan to become pregnant
- Are breastfeeding
- Notice the symptoms of your cancer are getting worse
- Have had a vaccination in the past 28 days or plan to have one in the next few months
- Have been taking blood thinner

Tell your healthcare provider about all the medications you take, including prescription and over-the-counter medicines, vitamins, and herbal supplements.

How will I receive AMTAGVI?

- AMTAGVI is made from your surgically removed tumor. Tumor derived T cells are grown in a manufacturing center at the end of which they number in the billions of cells.
- Your tumor tissue is sent to a manufacturing center to make AMTAGVI. It takes about 34 days from the time your tumor tissue is received at the manufacturing center until AMTAGVI is available to be shipped back to your healthcare provider, but the time may vary. Your AMTAGVI will be provided in 1 to 4 patient-specific infusion bag(s) containing 100 mL to 125 mL of viable (alive) cells per bag.
- After your AMTAGVI arrives at your treating institution, your healthcare provider will give you lymphodepleting chemotherapy to prepare your body.
- Approximately 30 to 60 minutes before you are given AMTAGVI, you may be given other medicines. These may include:
 - Medicines for an allergic reaction (anti-histamines)
 - Medicines for fever (such as acetaminophen)
- Your AMTAGVI will be provided in 1 to 4 infusion bag(s) containing 100 mL to 125 mL of viable cells per bag. When your body is ready for AMTAGVI infusion, your

healthcare provider will give AMTAGVI to you by intravenous infusion. This usually takes less than one and a half hours.

After getting AMTAGVI

Beginning 3 to 24 hours after AMTAGVI is given, you may be given up to 6 doses of IL-2 (aldesleukin) every 8 to 12 hours via intravenous infusion. Your doctor may discontinue IL-2 (aldesleukin) infusion any time if you present severe side effects.

You will have to stay in the hospital until you have completed the IL-2 (aldesleukin) treatment and you have recovered from any serious side effects associated with the AMTAGVI treatment.

You should plan to stay within 2 hours of the location where you received your treatment for several weeks after getting AMTAGVI. Your healthcare provider will check to see if your treatment is working and help you with any side effects that occur.

What are the possible side effects of AMTAGVI?

The most common side effects of the AMTAGVI treatment include:

- Chills
- Fever (100.4°F (38°C) or higher)
- Low white blood cell count (may increase risk of infections)
- Fatigue
- Low red blood cell count (may cause you to feel tired or weak)
- Fast or irregular heartbeat
- Rash
- Low blood pressure
- Diarrhea

These are not all the possible side effects of the AMTAGVI treatment. If you would like more information about AMTAGVI, talk with your healthcare provider. You can ask your healthcare provider for information about AMTAGVI that is written for health professionals. You may report side effects to FDA at 1-800-FDA-1088.

Marketed by:

Iovance Biotherapeutics Manufacturing LLC
Philadelphia, PA 19112

PRINCIPAL DISPLAY PANEL - 125 mL Bag Cartridge Label - Iovance

NDC 73776-001-12

Human T-cells Suspension
for Intravenous Infusion
For autologous and
intravenous use only

lifileucel
AMTAGVI ®

Rx only

See package insert for full dosage and

administration instructions

Dose: 1 to 4 bags, infuse within 3 hours

Do not use leukocyte depleting filter

Target total volume: 100 mL to 125 mL per bag

Contents: 7.5×10^9 to 72×10^9 viable cells cryopreserved
in 5% DMSO, 0.5% albumin (human), and
300 IU/mL IL-2 (aldesleukin)

May contain trace amounts of gentamicin, streptomycin,
and amphotericin B

No preservative, No U.S. Standard of Potency
Not evaluated for infectious substances

Store at $\leq -150^\circ\text{C}$ in vapor phase liquid nitrogen

DO NOT IRRADIATE

Thaw immediately before use, hold at $18-25^\circ\text{C}$

DO NOT REFREEZE

Mfd by: Iovance Biotherapeutics Manufacturing LLC
300 Rouse Blvd., Philadelphia, PA 19112

IOVANCE
BIOTHERAPEUTICS

Tumor Collection Date: 2024-02-13

Intended Recipient: Last Name, First Name

Recipient ID: N/A

Date of Birth: 1996-02-08

COI: 202402071A

DIN: 1234567

Lot: 012345678

Expiry: 2024-04-17

Product Code: S35431

ISBT 128

Bag Number: 1 of 4

U.S. License# 2298 Amtagvi.com
1-833-400-IOVA (1-833-400-4682)
©2024 Iovance Biotherapeutics, Inc.



NDC 73776-001-12

Human T-cells Suspension
for Intravenous Infusion
For autologous and
intravenous use only

lifileucel
AMTAGVI®

Rx only

See package insert for full dosage and
administration instructions

Dose: 1 to 4 bags, infuse within 3 hours

Do not use leukocyte depleting filter

Target total volume: 100 mL to 125 mL per bag

Contents: 7.5×10^9 to 72×10^9 viable cells cryopreserved
in 5% DMSO, 0.5% albumin (human), and
300 IU/mL IL-2 (aldesleukin)

May contain trace amounts of gentamicin, streptomycin,
and amphotericin B

No preservative, No U.S. Standard of Potency

Not evaluated for infectious substances

Store at $\leq -150^\circ\text{C}$ in vapor phase liquid nitrogen

DO NOT IRRADIATE

Thaw immediately before use, hold at $18-25^\circ\text{C}$

DO NOT REFREEZE

Mfd by: Iovance Biotherapeutics Manufacturing LLC
300 Rouse Blvd., Philadelphia, PA 19112



Tumor Collection Date: 2024-02-13

Intended Recipient: Last Name, First Name

Recipient ID: N/A

Date of Birth: 1996-02-08

COI: 202402071A

DIN: 1234567

Lot: 012345678

Expiry: 2024-04-17

Product Code: S35431



ISBT 128

Bag Number: 1 of 4

U.S. License# 2298 Amtagvi.com

1-833-400-IOVA (1-833-400-4682)

©2024 Iovance Biotherapeutics, Inc.



PRINCIPAL DISPLAY PANEL - 125 mL Bag Cartridge Label - WuXi

NDC 73776-001-12

Human T-cells Suspension
for Intravenous Infusion
For autologous and
intravenous use only

lifileucel
AMTAGVI®

Rx only

See package insert for full dosage and
administration instructions

Dose: 1 to 4 bags, infuse within 3 hours

Do not use leukocyte depleting filter

Target total volume: 100 mL to 125 mL per bag

Contents: 7.5×10^9 to 72×10^9 viable cells cryopreserved
in 5% DMSO, 0.5% albumin (human), and
300 IU/mL IL-2 (aldesleukin)

May contain trace amounts of gentamicin, streptomycin,
and amphotericin B

No preservative, No U.S. Standard of Potency

Not evaluated for infectious substances

Store at $\leq -150^{\circ}\text{C}$ in vapor phase liquid nitrogen

DO NOT IRRADIATE

Thaw immediately before use, hold at $18\text{-}25^{\circ}\text{C}$

DO NOT REFREEZE

Mfd by: Advanced Therapies, LLC.
4000 South 26th Street, Philadelphia, PA 19112

IOVANCE
BIOTHERAPEUTICS


Tumor Collection Date: 2024-02-13

Intended Recipient: Last Name, First Name
Recipient ID: N/A
Date of Birth: 1996-02-08
COI: 202402071A
DIN: 1234567
Lot: 012345678
Expiry: 2024-04-17
Product Code: S35431

ISBT 128

Bag Number: 1 of 4

U.S. License# 2298 Amtagvi.com
1-833-400-IOVA (1-833-400-4682)
©2024 Iovance Biotherapeutics, Inc.


NDC 73776-001-12

Human T-cells Suspension
for Intravenous Infusion
For autologous and
intravenous use only

lifileucel
AMTAGVI

Rx only

See package insert for full dosage and administration instructions

Dose: 1 to 4 bags, infuse within 3 hours
Do not use leukocyte depleting filter

Target total volume: 100 mL to 125 mL per bag
Contents: 7.5×10^9 to 72×10^9 viable cells cryopreserved in 5% DMSO, 0.5% albumin (human), and 300 IU/mL IL-2 (aldesleukin)
May contain trace amounts of gentamicin, streptomycin, and amphotericin B
No preservative, No U.S. Standard of Potency
Not evaluated for infectious substances

Store at $\leq -150^{\circ}\text{C}$ in vapor phase liquid nitrogen
DO NOT IRRADIATE
Thaw immediately before use, hold at $18\text{-}25^{\circ}\text{C}$
DO NOT REFREEZE


Mfd by: Advanced Therapies, LLC,
4000 South 26th Street, Philadelphia, PA 19112

IOVANCE
BIOTHERAPEUTICS

Tumor Collection Date: 2024-02-13


Intended Recipient: Last Name, First Name
Recipient ID: N/A
Date of Birth: 1996-02-08
COI: 202402071A
DIN: 1234567
Lot: 012345678
Expiry: 2024-04-17
Product Code: S35431

ISBT 128



Bag Number: 1 of 4

U.S. License# 2298 Amtagvi.com
1-833-400-IOVA (1-833-400-4682)
©2024 Iovance Biotherapeutics, Inc.



Product Information			
Product Type	CELLULAR THERAPY	Item Code (Source)	NDC:73776-001
Route of Administration	INTRAVENOUS		

Active Ingredient/Active Moiety			
Ingredient Name		Basis of Strength	Strength
LIFILEUCEL (UNII: R0835E18NH) (LIFILEUCEL - UNII:R0835E18NH)		LIFILEUCEL	72000000000 in 500 mL

Inactive Ingredients	
Ingredient Name	Strength
DIMETHYL SULFOXIDE (UNII: YOW8V9698H)	
ALDESLEUKIN (UNII: M89N0Q7EQR)	
PLASMALYTE A (UNII: MZD2VV6EW6)	

Product Characteristics			
Color	white	Score	
Shape		Size	
Flavor		Imprint Code	
Contains			

Packaging				
#	Item Code	Package Description	Marketing Start Date	Marketing End Date
1	NDC:73776-001-12	1 in 1 CARTRIDGE		
1	NDC:73776-001-11	125 mL in 1 BAG; Type 0: Not a Combination Product		

Marketing Information			
Marketing Category	Application Number or Monograph Citation	Marketing Start Date	Marketing End Date
BLA	BLA125773	02/16/2024	

Labeler - lovance Biotherapeutics Inc. (962508433)

Establishment			
Name	Address	ID/FEI	Business Operations
Advanced Therapies, LLC.		080416125	manufacture(73776-001)

Establishment

Name	Address	ID/FEI	Business Operations
lovance Biotherapeutics Manufacturing, LLC		118423955	manufacture(73776-001)

Revised: 10/2025

lovance Biotherapeutics Inc.