

CARBOPROST TROMETHAMINE- carboprost tromethamine injection, solution ONESOURCE SPECIALTY PHARMA LIMITED

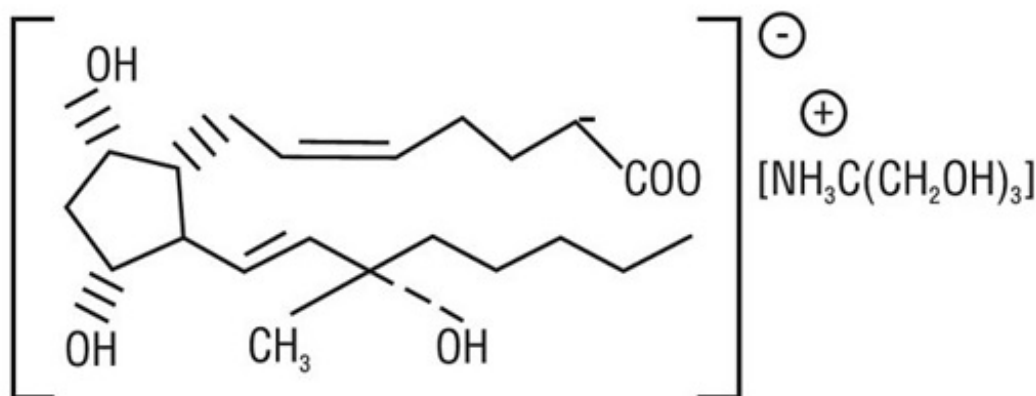
Carboprost Tromethamine Injection, USP

DESCRIPTION

Carboprost tromethamine injection, USP Sterile Solution, an oxytocic, contains the tromethamine salt of the (15S)-15 methyl analogue of naturally occurring prostaglandin F2 α in a solution suitable for intramuscular injection. Carboprost tromethamine is the established name for the active ingredient in Carboprost tromethamine injection, USP. Four other chemical names are:

1. (15S)-15-methyl prostaglandin F2 α tromethamine salt
2. 7-(3 α ,5 α -dihydroxy-2 β -[(3S)-3-hydroxy-3-methyl- *trans*-1-octenyl]-1 α -cyclopentyl]-*cis*-5-heptenoic acid compound with 2-amino-2-(hydroxymethyl)-1,3-propanediol
3. (15S)-9 α ,11 α ,15-trihydroxy-15-methylprosta- *cis*-5, *trans*-13-dienoic acid tromethamine salt
4. (15S)-15-methyl PGF2 α -THAM

The structural formula is represented below:



The molecular formula is C₂₅H₄₇O₈N. The molecular weight of carboprost tromethamine is 489.64. It is a white to slightly off-white crystalline powder. It generally melts between 95° and 105° C, depending on the rate of heating.

Carboprost tromethamine dissolves readily in water at room temperature at a concentration greater than 75 mg/mL.

Each mL of carboprost tromethamine injection, USP Sterile Solution contains carboprost tromethamine equivalent to 250 mcg of carboprost, 83 mcg tromethamine, 9 mg sodium chloride, and 9.45 mg benzyl alcohol added as preservative. When necessary, pH is adjusted with sodium hydroxide and/or hydrochloric acid. The solution is sterile.

CLINICAL PHARMACOLOGY

Carboprost tromethamine administered intramuscularly stimulates in the gravid uterus myometrial contractions similar to labor contractions at the end of a full term

pregnancy. Whether or not these contractions result from a direct effect of carboprost on the myometrium has not been determined. Nonetheless, they evacuate the products of conception from the uterus in most cases.

Postpartum, the resultant myometrial contractions provide hemostasis at the site of placentation.

Carboprost tromethamine also stimulates the smooth muscle of the human gastrointestinal tract. This activity may produce the vomiting or diarrhea or both that is common when carboprost tromethamine is used to terminate pregnancy and for use postpartum. In laboratory animals and also in humans carboprost tromethamine can elevate body temperature. With the clinical doses of carboprost tromethamine used for the termination of pregnancy, and for use postpartum, some patients do experience transient temperature increases.

In laboratory animals and in humans large doses of carboprost tromethamine can raise blood pressure, probably by contracting the vascular smooth muscle. With the doses of carboprost tromethamine used for terminating pregnancy, this effect has not been clinically significant. In laboratory animals and also in humans carboprost tromethamine can elevate body temperature. With the clinical doses of carboprost tromethamine used for the termination of pregnancy, some patients do experience temperature increases. In some patients, carboprost tromethamine may cause transient bronchoconstriction.

Drug plasma concentrations were determined by radioimmunoassay in peripheral blood samples collected by different investigators from 10 patients undergoing abortion. The patients had been injected intramuscularly with 250 micrograms of carboprost at two hour intervals. Blood levels of drug peaked at an average of 2060 picograms/mL one-half hour after the first injection then declined to an average concentration of 770 picograms/mL two hours after the first injection just before the second injection. The average plasma concentration one-half hour after the second injection was slightly higher (2663 picograms/mL) than that after the first injection and decreased again to an average of 1047 picograms/mL by two hours after the second injection. Plasma samples were collected from 5 of these 10 patients following additional injections of the prostaglandin. The average peak concentrations of drug were slightly higher following each successive injection of the prostaglandin, but always decreased to levels less than the preceding peak values by two hours after each injection.

Five women who had delivery spontaneously at term were treated immediately postpartum with a single injection of 250 micrograms of carboprost tromethamine. Peripheral blood samples were collected at several times during the four hours following treatment and carboprost tromethamine levels were determined by radioimmunoassay. The highest concentration of carboprost tromethamine was observed at 15 minutes in two patients (3009 and 2916 picograms/mL), at 30 minutes in two patients (3097 and 2792 picograms/mL), and at 60 minutes in one patient (2718 picograms/mL).

INDICATIONS AND USAGE

Carboprost tromethamine injection Sterile Solution is indicated for aborting pregnancy between the 13th and 20th weeks of gestation as calculated from the first day of the last normal menstrual period and in the following conditions related to second trimester abortion:

1. Failure of expulsion of the fetus during the course of treatment by another method;
2. Premature rupture of membranes in intrauterine methods with loss of drug and insufficient or absent uterine activity;
3. Requirement of a repeat intrauterine instillation of drug for expulsion of the fetus;
4. Inadvertent or spontaneous rupture of membranes in the presence of a previable fetus and absence of adequate activity for expulsion.

Carboprost tromethamine injection is indicated for the treatment of postpartum hemorrhage due to uterine atony which has not responded to conventional methods of management. Prior treatment should include the use of intravenously administered oxytocin, manipulative techniques such as uterine massage and, unless contraindicated, intramuscular ergot preparations. Studies have shown that in such cases, the use of carboprost tromethamine injection has resulted in satisfactory control of hemorrhage, although it is unclear whether or not ongoing or delayed effects of previously administered uterine agents have contributed to the outcome. In a high proportion of cases, carboprost tromethamine injection used in this manner has resulted in the cessation of life threatening bleeding and the avoidance of emergency surgical intervention.

CONTRAINDICATIONS

1. Hypersensitivity (including anaphylaxis and angioedema) to Carboprost tromethamine injection Sterile Solution [see *ADVERSE REACTIONS, Post-marketing Experience*]
2. Acute pelvic inflammatory disease
3. Patients with active cardiac, pulmonary, renal or hepatic disease

WARNINGS

Carboprost tromethamine injection Sterile Solution (carboprost tromethamine), like other potent oxytocic agents, should be used only with strict adherence to recommended dosages.

Carboprost tromethamine injection should be used by medically trained personnel in a hospital which can provide immediate intensive care and acute surgical facilities.

Carboprost tromethamine does not appear to directly affect the fetoplacental unit. Therefore, the possibility does exist that the previable fetus aborted by Carboprost tromethamine could exhibit transient life signs. Carboprost tromethamine is not indicated if the fetus *in utero* has reached the stage of viability. Carboprost tromethamine injection should not be considered a fetocidal agent.

Evidence from animal studies has suggested that certain other prostaglandins have some teratogenic potential. Although these studies do not indicate that Carboprost tromethamine injection is teratogenic, any pregnancy termination with Carboprost tromethamine injection that fails should be completed by some other means.

This product contains benzyl alcohol. Benzyl alcohol has been reported to be associated with a fatal "Gasping Syndrome" in premature infants.

PRECAUTIONS

General

Animal studies lasting several weeks at high doses have shown that prostaglandins of the E and F series can induce proliferation of bone. Such effects have also been noted in newborn infants who have received prostaglandin E1 during prolonged treatment. There is no evidence that short term administration of Carboprost tromethamine injection Sterile Solution can cause similar bone effects.

In patients with a history of asthma, hypo- or hypertension, cardiovascular, renal, or hepatic disease, anemia, jaundice, diabetes, or epilepsy, carboprost tromethamine should be used cautiously.

As with any oxytocic agent, carboprost tromethamine should be used with caution in patients with compromised (scarred) uteri.

Abortion

As with spontaneous abortion, a process which is sometimes incomplete, abortion induced by Carboprost tromethamine may be expected to be incomplete in about 20% of cases.

Although the incidence of cervical trauma is extremely small, the cervix should always be carefully examined immediately post-abortion.

Use of Carboprost tromethamine is associated with transient pyrexia that may be due to its effect on hypothalamic thermoregulation. Temperature elevations exceeding 2° F (1.1° C) were observed in approximately one-eighth of the patients who received the recommended dosage regimen. In all cases, temperature returned to normal when therapy ended. Differentiation of post-abortion endometritis from drug-induced temperature elevations is difficult, but with increasing clinical experience, the distinctions become more obvious and are summarized below:

Endometritis Pyrexia	Pyrexia induced by Carboprost tromethamine injection
1. Time of onset: Typically, on third post-abortion day (38° C or higher).	Within 1 to 16 hours after the first injection.
2. Duration: Untreated pyrexia and infection continue and may give rise to other pelvic infections	Temperatures revert to pretreatment levels after discontinuation of therapy without any other treatment.
3. Retention: Products of conception are often retained in the cervical os or uterine cavity.	Temperature elevation occurs whether or not tissue is retained.
4. Histology: Endometrium is infiltrated with lymphocytes and some areas are and hemorrhagic.	Although the endometrial stroma may be edematous and vascular, it is not necrotic inflamed.
5. The uterus: Often remains boggy and soft with tenderness over the fundus, and pain on moving the cervix on bimanual examination.	Uterine involution normal and uterus is not tender.
6. Discharge: Often associated with foul- smelling Lochia normal. lochia and leukorrhea.	
7. Cervical culture: The culture of pathological organisms from the cervix or uterine	

cavity after abortion alone does not warrant the diagnosis of septic abortion in the absence of clinical evidence of sepsis. Pathogens have been cultured soon after abortion in patients with no infections. Persistent positive culture with clear clinical signs of infections are significant in the differential diagnosis.

8. Blood count: Leukocytosis and differential white cell counts do not distinguish between endometritis and hyperthermia caused by carboprost tromethamine injection since total WBC's may increase during infection and transient leukocytosis may also be drug-induced.

Fluids should be forced in patients with drug-induced fever and no clinical or bacteriological evidence of intrauterine infection. Any other simple empirical measures for temperature reduction are unnecessary because all fevers induced by carboprost tromethamine have been transient or self-limiting.

Postpartum Hemorrhage

Increased blood pressure. In the postpartum hemorrhage series, 5/115 (4%) of patients had an increase of blood pressure reported as a side effect. The degree of hypertension was moderate and it is not certain as to whether this was in fact due to a direct effect of Carboprost tromethamine or a return to a status of pregnancy associated hypertension manifest by the correction of hypovolemic shock. In any event the cases reported did not require specific therapy for the elevated blood pressure. Use in patients with chorioamnionitis. During the clinical trials with Carboprost tromethamine, chorioamnionitis was identified as a complication contributing to postpartum uterine atony and hemorrhage in 8/115 (7%) of cases, 3 of which failed to respond to Carboprost tromethamine. This complication during labor may have an inhibitory effect on the uterine response to Carboprost tromethamine similar to what has been reported for other oxytocic agents. ¹

¹Duff, Sanders, and Gibbs; The course of labor in term patients with chorioamnionitis; Am. J. Obstet. Gynecol.; vol. 147, no. 4, October 15, 1983 pp 391-395.

Drug Interactions

Carboprost tromethamine may augment the activity of other oxytocic agents. Concomitant use with other oxytocic agents is not recommended.

Carcinogenesis, Mutagenesis, Impairment of Fertility

Carcinogenic bioassay studies have not been conducted in animals with Carboprost tromethamine due to the limited indications for use and short duration of administration. No evidence of mutagenicity was observed in the Micronucleus Test or Ames Assay.

Pregnancy:

Teratogenic Effects

Animal studies do not indicate that Carboprost tromethamine is teratogenic, however, it has been shown to be embryotoxic in rats and rabbits and any dose which produces increased uterine tone could put the embryo or fetus at risk.

Pediatric Use

Safety and effectiveness in pediatric patients have not been established.

ADVERSE REACTIONS

The adverse effects of Carboprost tromethamine Sterile Solution are generally transient and reversible when therapy ends. The most frequent adverse reactions observed are related to its contractile effect on smooth muscle.

In patients studied, approximately two-thirds experienced vomiting and diarrhea, approximately one-third had nausea, one-eighth had a temperature increase greater than 2° F, and one-fourteenth experienced flushing.

The pretreatment or concurrent administration of antiemetic and antidiarrheal drugs decreases considerably the very high incidence of gastrointestinal effects common with all prostaglandins used for abortion. Their use should be considered an integral part of the management of patients undergoing abortion with carboprost tromethamine injection.

Of those patients experiencing a temperature elevation, approximately one-sixteenth had a clinical diagnosis of endometritis. The remaining temperature elevations returned to normal within several hours after the last injection.

Adverse effects observed during the use of carboprost tromethamine injection for abortion and for hemorrhage, not all of which are clearly drug related, in decreasing order of frequency include:

Vomiting	Nervousness
Diarrhea	Nosebleed
Nausea	Sleep disorders
Flushing or hot flashes	Dyspnea
Chills or Shivering	Tightness in chest
Coughing	Wheezing
Headaches	Posterior cervical
Endometritis	perforation
Hiccough	Weakness
Dysmenorrhea-like	Diaphoresis
Pain	Dizziness
Paresthesia	Blurred vision
Backache	Epigastric pain
Muscular pain	Excessive thirst
Breast tenderness	Twitching eyelids
Eye pain	Gagging, retching
Drowsiness	Dry throat
Dystonia	Sensation of choking
Asthma	Thyroid storm
Injection site pain	Syncope
Tinnitus	Palpitations
Vertigo	Rash
Vaso-vagal syndrome	Upper respiratory
Dryness of mouth	infection
Hyperventilation	Leg cramps

Respiratory distress	Perforated uterus
Hematemesis	Anxiety
Taste alteration	Chest pain
Urinary tract infection	Retained placental fragment
Septic shock	Shortness of breath
Torticollis	Fullness of throat
Lethargy	Uterine sacculation
Hypertension	Faintness, light-headedness
Tachycardia	Uterine rupture
Pulmonary edema	
Endometritis from IUCD	

DOSAGE AND ADMINISTRATION

1. Abortion and Indications 1-4

An initial dose of 1 mL of Carboprost tromethamine injection Sterile Solution (containing the equivalent of 250 micrograms of carboprost) is to be administered deep in the muscle with a tuberculin syringe. Subsequent doses of 250 micrograms should be administered at 1½ to 3½ hour intervals depending on uterine response.

An optional test dose of 100 micrograms (0.4 mL) may be administered initially. The dose may be increased to 500 micrograms (2 mL) if uterine contractility is judged to be inadequate after several doses of 250 micrograms (1 mL).

The total dose administered of carboprost tromethamine should not exceed 12 milligrams and continuous administration of the drug for more than two days is not recommended.

2. For Refractory Postpartum Uterine Bleeding:

An initial dose of 250 micrograms of carboprost tromethamine injection Sterile Solution (1 mL of Carboprost tromethamine injection) is to be given deep, intramuscularly. In clinical trials it was found that the majority of successful cases (73%) responded to single injections. In some selected cases, however, multiple dosing at intervals of 15 to 90 minutes was carried out with successful outcome. The need for additional injections and the interval at which these should be given can be determined only by the attending physicians as dictated by the course of clinical events. The total dose of carboprost tromethamine injection USP should not exceed 2 milligrams (8 doses).

Parenteral drug products should be inspected visually for particulate matter and discoloration prior to administration, whenever solution and container permit.

HOW SUPPLIED

Carboprost tromethamine injection, USP Sterile Solution is available in the following packages:

1 mL single-dose vial NDC 83270-002-01

10 x 1 mL single-dose vials NDC 83270-002-10

Each mL of carboprost tromethamine injection contains carboprost tromethamine equivalent to 250 mcg of carboprost.

Carboprost tromethamine injection must be refrigerated at 2° to 8° C (36° to 46° F).

Discard unused portion.

Rx only

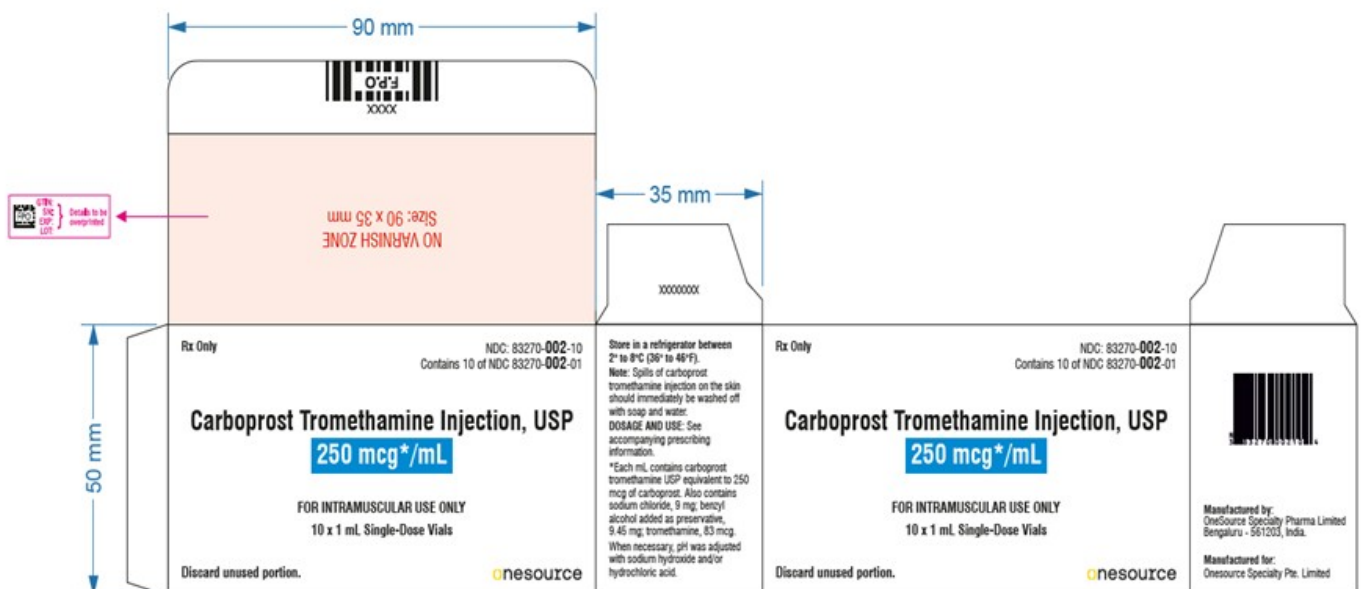
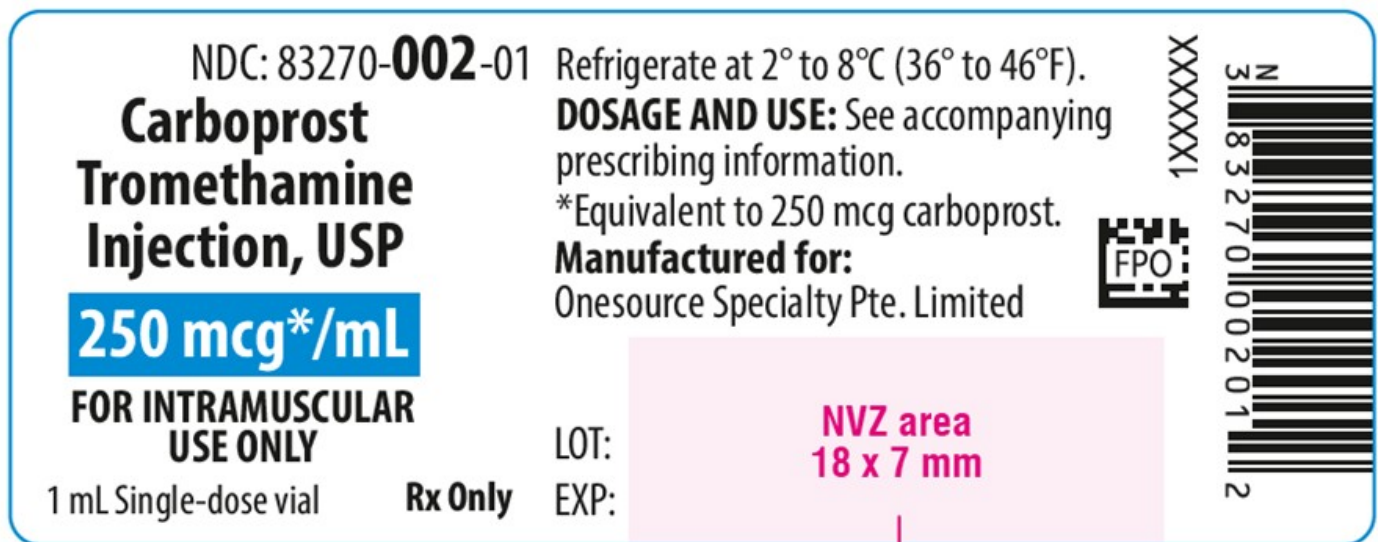
Manufactured by:

OneSource Specialty Pharma Limited

Revised: August 2025

To report SUSPECTED ADVERSE REACTIONS, contact OneSource at 1-888-217-8103 or FDA at 1-800-FDA-1088 or www.fda.gov/medwatch.

PRINCIPAL DISPLAY PANEL



CARBOPROST TROMETHAMINE

carboprost tromethamine injection, solution

Product Information

Product Type	HUMAN PRESCRIPTION DRUG	Item Code (Source)	NDC:83270-002
Route of Administration	INTRAMUSCULAR		

Active Ingredient/Active Moiety

Ingredient Name	Basis of Strength	Strength
CARBOPROST TROMETHAMINE (UNII: U4526F86FJ) (CARBOPROST - UNII: 7B5032XT6O)	CARBOPROST	250 ug in 1 mL

Inactive Ingredients

Ingredient Name	Strength
BENZYL ALCOHOL (UNII: LKG8494WBH)	
TROMETHAMINE (UNII: 023C2WHX2V)	
SODIUM CHLORIDE (UNII: 451W47IQ8X)	

Product Characteristics

Color	white (white to off-white)	Score	
Shape		Size	
Flavor		Imprint Code	
Contains			

Packaging

#	Item Code	Package Description	Marketing Start Date	Marketing End Date
1	NDC:83270-002-10	10 in 1 CARTON	11/01/2023	
1		1 mL in 1 VIAL; Type 0: Not a Combination Product		

Marketing Information

Marketing Category	Application Number or Monograph Citation	Marketing Start Date	Marketing End Date
ANDA	ANDA216897	11/01/2023	

Labeler - ONESOURCE SPECIALTY PHARMA LIMITED (867530307)

Registrant - Onesource Specialty Pte. Limited (599466600)

Establishment			
Name	Address	ID/FEI	Business Operations
ONESOURCE SPECIALTY PHARMA LIMITED		867530307	manufacture(83270-002) , analysis(83270-002) , pack(83270-002)

Revised: 8/2025

ONESOURCE SPECIALTY PHARMA LIMITED