

NALOXONE HYDROCHLORIDE- naloxone hydrochloride injection, solution

Baxter Healthcare Corporation

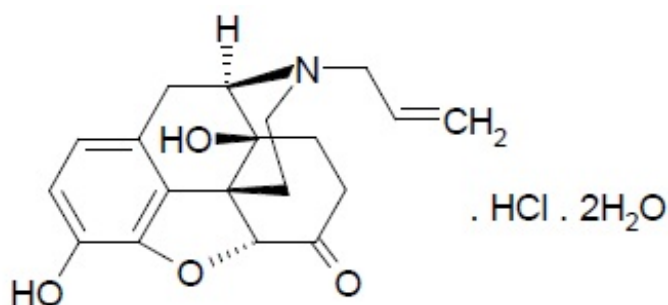
Naloxone Hydrochloride Injection, USP

Opioid Antagonist

R_x only

DESCRIPTION

Naloxone hydrochloride injection, USP an opioid antagonist, is a synthetic congener of oxymorphone. In structure it differs from oxymorphone in that the methyl group on the nitrogen atom is replaced by an allyl group.



17-Allyl-4,5 α -epoxy-3,14-dihydroxymorphinan-6-one hydrochloride, dihydrate

Naloxone hydrochloride, USP occurs as a white to slightly off-white powder, and is freely soluble or soluble in water, soluble in dilute acids, and soluble in strong alkali; soluble or slightly soluble in alcohol; practically insoluble in ether and in chloroform. It has a molecular weight of 399.87.

Naloxone hydrochloride injection, USP is available as a sterile, clear colorless solution for intravenous, intramuscular and subcutaneous administration. Each mL contains 1 mg naloxone hydrochloride; 8.35 mg sodium chloride.

pH is adjusted between 3.0 to 4.0 with hydrochloric acid.

The 1 mg/mL single-dose prefilled syringe is available in an unpreserved, paraben-free formulation.

CLINICAL PHARMACOLOGY

Complete or Partial Reversal of Opioid Depression

Naloxone hydrochloride prevents or reverses the effects of opioids including respiratory depression, sedation and hypotension. Also, naloxone hydrochloride can reverse the psychotomimetic and dysphoric effects of agonist-antagonists such as pentazocine.

Naloxone hydrochloride is an essentially pure opioid antagonist, i.e., it does not possess the "agonistic" or morphine-like properties characteristic of other opioid antagonists.

When administered in usual doses and in the absence of opioids or agonistic effects of other opioid antagonists, it exhibits essentially no pharmacologic activity.

Naloxone hydrochloride has not been shown to produce tolerance or cause physical or psychological dependence. In the presence of physical dependence on opioids, naloxone hydrochloride will produce withdrawal symptoms. However, in the presence of opioid dependence, opiate withdrawal symptoms may appear within minutes of naloxone hydrochloride administration and subside in about 2 hours. The severity and duration of the withdrawal syndrome are related to the dose of naloxone hydrochloride and to the degree and type of opioid dependence.

While the mechanism of action of naloxone hydrochloride is not fully understood, *in vitro* evidence suggests that naloxone hydrochloride antagonizes opioid effects by competing for the mu, kappa and sigma opiate receptor sites in the CNS, with the greatest affinity for the mu receptor.

When naloxone hydrochloride is administered intravenously (I.V.), the onset of action is generally apparent within two minutes. The onset of action is slightly less rapid when it is administered subcutaneously (S.C.) or intramuscularly (I.M.). The duration of action is dependent upon the dose and route of administration of naloxone hydrochloride. Intramuscular administration produces a more prolonged effect than intravenous administration. Since the duration of action of naloxone hydrochloride may be shorter than that of some opiates, the effects of the opiate may return as the effects of naloxone hydrochloride dissipates. The requirement for repeat doses of naloxone hydrochloride will also be dependent upon the amount, type and route of administration of the opioid being antagonized.

Adjunctive Use in Septic Shock

Naloxone hydrochloride has been shown in some cases of septic shock to produce a rise in blood pressure that may last up to several hours; however, this pressor response has not been demonstrated to improve patient survival. In some studies, treatment with naloxone hydrochloride in the setting of septic shock has been associated with adverse effects, including agitation, nausea and vomiting, pulmonary edema, hypotension, cardiac arrhythmias, and seizures. The decision to use naloxone hydrochloride in septic shock should be exercised with caution, particularly in patients who may have underlying pain or have previously received opioid therapy and may have developed opioid tolerance.

Because of the limited number of patients who have been treated, optimal dosage and treatment regimens have not been established.

PHARMACOKINETICS

Distribution

Following parenteral administration, naloxone hydrochloride is rapidly distributed in the body and readily crosses the placenta. Plasma protein binding occurs but is relatively weak. Plasma albumin is the major binding constituent but significant binding of naloxone also occurs to plasma constituents other than albumin. It is not known whether naloxone is excreted into human milk.

Metabolism and Elimination

Naloxone hydrochloride is metabolized in the liver, primarily by glucuronide conjugation

with naloxone-3-glucoronide as the major metabolite. In one study the serum half-life in adults ranged from 30 to 81 minutes (mean 64 ± 12 minutes). In a neonatal study the mean plasma half-life was observed to be 3.1 ± 0.5 hours. After an oral or intravenous dose, about 25% to 40% of the drug is excreted as metabolites in urine within 6 hours, about 50% in 24 hours, and 60% to 70% in 72 hours.

INDICATIONS AND USAGE

Naloxone hydrochloride injection is indicated for the complete or partial reversal of opioid depression, including respiratory depression, induced by natural and synthetic opioids, including propoxyphene, methadone and certain mixed agonist-antagonist analgesics: nalbuphine, pentazocine, butorphanol, and cyclazocine. Naloxone hydrochloride injection is also indicated for diagnosis of suspected or known acute opioid overdose.

Naloxone hydrochloride injection may be useful as an adjunctive agent to increase blood pressure in the management of septic shock (see **CLINICAL PHARMACOLOGY; Adjunctive Use in Septic Shock**).

CONTRAINDICATIONS

Naloxone hydrochloride injection is contraindicated in patients known to be hypersensitive to naloxone hydrochloride or to any of the other ingredients contained in the formulation.

WARNINGS

Drug Dependence

Naloxone hydrochloride injection should be administered cautiously to persons including newborns of mothers who are known or suspected to be physically dependent on opioids. In such cases an abrupt and complete reversal of opioid effects may precipitate an acute withdrawal syndrome.

The signs and symptoms of opioid withdrawal in a patient physically dependent on opioids may include, but are not limited to, the following: body aches, diarrhea, tachycardia, fever, runny nose, sneezing, piloerection, sweating, yawning, nausea or vomiting, nervousness, restlessness or irritability, shivering or trembling, abdominal cramps, weakness, and increased blood pressure. In the neonate, opioid withdrawal may also include: convulsions, excessive crying, and hyperactive reflexes.

Repeat Administration

The patient who has satisfactorily responded to naloxone hydrochloride should be kept under continued surveillance and repeated doses of naloxone hydrochloride should be administered, as necessary, since the duration of action of some opioids may exceed that of naloxone hydrochloride.

Respiratory Depression due to Other Drugs

Naloxone hydrochloride is not effective against respiratory depression due to non-opioid drugs and in the management of acute toxicity caused by levopropoxyphene. Reversal of respiratory depression by partial agonists or mixed agonist/antagonists, such as

buprenorphine and pentazocine, may be incomplete or require higher doses of naloxone. If an incomplete response occurs, respirations should be mechanically assisted as clinically indicated.

PRECAUTIONS

General

In addition to naloxone hydrochloride, other resuscitative measures such as maintenance of a free airway, artificial ventilation, cardiac massage, and vasopressor agents should be available and employed when necessary to counteract acute opioid poisoning.

Abrupt postoperative reversal of opioid depression may result in nausea, vomiting, sweating, tremulousness, tachycardia, increased blood pressure, seizures, ventricular tachycardia and fibrillation, pulmonary edema, and cardiac arrest which may result in death. Excessive doses of naloxone hydrochloride in postoperative patients may result in significant reversal of analgesia and may cause agitation (see **PRECAUTIONS** and **DOSAGE AND ADMINISTRATION; Usage in Adults-Postoperative Opioid Depression**).

Several instances of hypotension, hypertension, ventricular tachycardia and fibrillation, pulmonary edema, and cardiac arrest have been reported in postoperative patients. Death, coma, and encephalopathy have been reported as sequelae of these events. These have occurred in patients most of whom had pre-existing cardiovascular disorders or received other drugs which may have similar adverse cardiovascular effects. Although a direct cause and effect relationship has not been established, naloxone hydrochloride should be used with caution in patients with pre-existing cardiac disease or patients who have received medications with potential adverse cardiovascular effects, such as hypotension, ventricular tachycardia or fibrillation, and pulmonary edema. It has been suggested that the pathogenesis of pulmonary edema associated with the use of naloxone hydrochloride is similar to neurogenic pulmonary edema, i.e., a centrally mediated massive catecholamine response leading to a dramatic shift of blood volume into the pulmonary vascular bed resulting in increased hydrostatic pressures.

Drug Interactions

Large doses of naloxone are required to antagonize buprenorphine since the latter has a long duration of action due to its slow rate of binding and subsequent slow dissociation from the opioid receptor. Buprenorphine antagonism is characterized by a gradual onset of the reversal effects and a decreased duration of action of the normally prolonged respiratory depression. The barbiturate methohexital appears to block the acute onset of withdrawal symptoms induced by naloxone in opiate addicts.

Carcinogenesis, Mutagenesis, Impairment of Fertility

Studies in animals to assess the carcinogenic potential of naloxone hydrochloride have not been conducted. Naloxone hydrochloride was weakly positive in the Ames mutagenicity and in the *in vitro* human lymphocyte chromosome aberration test but was negative in the *in vitro* Chinese hamster V79 cell HGPRT mutagenicity assay and in the *in vivo* rat bone marrow chromosome aberration study. Reproduction studies conducted in mice and rats at doses 4-times and 8-times, respectively, the dose of a 50 kg human

in mice and rats at doses 4-times and 8-times, respectively, the dose of a 50 kg human given 10 mg/day (when based on surface area or mg/m^2), demonstrated no embryotoxic or teratogenic effects due to naloxone hydrochloride.

Use in Pregnancy

Teratogenic Effects:

Teratology studies conducted in mice and rats at doses 4-times and 8-times, respectively, the dose of a 50 kg human given 10 mg/day (when based on surface area or mg/m^2), demonstrated no embryotoxic or teratogenic effects due to naloxone hydrochloride. There are, however, no adequate and well-controlled studies in pregnant women. Because animal reproduction studies are not always predictive of human response, naloxone hydrochloride should be used during pregnancy only if clearly needed.

Non-teratogenic Effects:

Risk-benefit must be considered before naloxone hydrochloride is administered to a pregnant woman who is known or suspected to be opioid-dependent since maternal dependence may often be accompanied by fetal dependence. Naloxone crosses the placenta, and may precipitate withdrawal in the fetus as well as in the mother. Patients with mild to moderate hypertension who receive naloxone during labor should be carefully monitored as severe hypertension may occur.

Use in Labor and Delivery

It is not known if naloxone hydrochloride injection affects the duration of labor and/or delivery. However, published reports indicated that administration of naloxone during labor did not adversely affect maternal or neonatal status.

Nursing Mothers

It is not known whether naloxone hydrochloride is excreted in human milk. Because many drugs are excreted in human milk, caution should be exercised when naloxone hydrochloride is administered to a nursing woman.

Pediatric Use

Naloxone hydrochloride injection may be administered intravenously, intramuscularly or subcutaneously in children and neonates to reverse the effects of opiates. The American Academy of Pediatrics, however, does not endorse subcutaneous or intramuscular administration in opiate intoxication since absorption may be erratic or delayed. Although the opiate-intoxicated child responds dramatically to naloxone hydrochloride, he/she must be carefully monitored for at least 24 hours as a relapse may occur as naloxone is metabolized.

When naloxone hydrochloride is given to the mother shortly before delivery, the duration of its effect lasts only for the first two hours of neonatal life. It is preferable to administer naloxone hydrochloride directly to the neonate if needed after delivery. Naloxone hydrochloride has no apparent benefit as an additional method of resuscitation in the newly born infant with intrauterine asphyxia which is not related to opioid use.

Usage in Pediatric Patients and Neonates for Septic Shock:

The safety and effectiveness of naloxone hydrochloride in the treatment of hypotension in pediatric patients and neonates with septic shock have not been established. One study of two neonates in septic shock reported a positive pressor response; however, one patient subsequently died after intractable seizures.

Geriatric Use

Clinical studies of naloxone hydrochloride did not include sufficient numbers of subjects aged 65 and over to determine whether they respond differently from younger subjects. Other reported clinical experience has not identified differences in responses between the elderly and younger patients. In general, dose selection for an elderly patient should be cautious, usually starting at the low end of the dosing range, reflecting the greater frequency of decreased hepatic, renal, or cardiac function, and of concomitant disease or other drug therapy.

Renal Insufficiency/Failure

The safety and effectiveness of naloxone hydrochloride in patients with renal insufficiency/failure have not been established in well-controlled clinical trials. Caution should be exercised when naloxone hydrochloride is administered to this patient population.

Liver Disease

The safety and effectiveness of naloxone hydrochloride in patients with liver disease have not been established in well-controlled clinical trials. Caution should be exercised when naloxone hydrochloride is administered to patients with liver disease.

ADVERSE REACTIONS

Postoperative

The following adverse events have been associated with the use of naloxone hydrochloride in postoperative patients: hypotension, hypertension, ventricular tachycardia and fibrillation, dyspnea, pulmonary edema, and cardiac arrest. Death, coma, and encephalopathy have been reported as sequelae of these events. Excessive doses of naloxone hydrochloride in postoperative patients may result in significant reversal of analgesia and may cause agitation (see **PRECAUTIONS** and **DOSAGE AND ADMINISTRATION; Usage in Adults-Postoperative Opioid Depression**).

Opioid Depression

Abrupt reversal of opioid depression may result in nausea, vomiting, sweating, tachycardia, increased blood pressure, tremulousness, seizures, ventricular tachycardia and fibrillation, pulmonary edema, and cardiac arrest which may result in death (see **PRECAUTIONS**).

Opioid Dependence

Abrupt reversal of opioid effects in persons who are physically dependent on opioids may precipitate an acute withdrawal syndrome which may include, but is not limited to, the following signs and symptoms: body aches, fever, sweating, runny nose, sneezing, piloerection, yawning, weakness, shivering or trembling, nervousness, restlessness or irritability, diarrhea, nausea or vomiting, abdominal cramps, increased blood pressure,

tachycardia. In the neonate, opioid withdrawal may also include: convulsions; excessive crying; hyperactive reflexes (see **WARNINGS**).

Adverse events associated with the postoperative use of naloxone hydrochloride are listed by organ system and in decreasing order of frequency as follows:

Cardiac Disorders: pulmonary edema, cardiac arrest or failure, tachycardia, ventricular fibrillation, and ventricular tachycardia. Death, coma, and encephalopathy have been reported as sequelae of these events.

Gastrointestinal Disorders: vomiting, nausea

Nervous System Disorders: convulsions, paraesthesia, grand mal convulsion

Psychiatric Disorders: agitation, hallucination, tremulousness

Respiratory, Thoracic and Mediastinal Disorders: dyspnea, respiratory depression, hypoxia

Skin and Subcutaneous Tissue Disorders: nonspecific injection site reactions, sweating

Vascular Disorders: hypertension, hypotension, hot flushes or flushing.

See also **PRECAUTIONS** and **DOSAGE AND ADMINISTRATION; Usage in Adults; Postoperative Opioid Depression**.

To report SUSPECTED ADVERSE REACTIONS, contact Baxter Healthcare Corporation at 1-877-725-2747 or FDA at 1-800-FDA-1088 or www.fda.gov/medwatch.

DRUG ABUSE AND DEPENDENCE

Naloxone hydrochloride is an opioid antagonist. Physical dependence associated with the use of naloxone hydrochloride has not been reported. Tolerance to the opioid antagonist effect of naloxone hydrochloride is not known to occur.

OVERDOSAGE

There is limited clinical experience with naloxone hydrochloride overdosage in humans.

Adult Patients

In one small study, volunteers who received 24 mg/70 kg did not demonstrate toxicity.

In another study, 36 patients with acute stroke received a loading dose of 4 mg/kg (10 mg/m²/min) of naloxone hydrochloride followed immediately by 2 mg/kg/hr for 24 hours. Twenty-three patients experienced adverse events associated with naloxone use, and naloxone was discontinued in seven patients because of adverse effects. The most serious adverse events were: seizures (2 patients), severe hypertension (1), and hypotension and/or bradycardia (3).

At doses of 2 mg/kg in normal subjects, cognitive impairment and behavioral symptoms, including irritability, anxiety, tension, suspiciousness, sadness, difficulty concentrating, and lack of appetite have been reported. In addition, somatic symptoms, including dizziness, heaviness, sweating, nausea, and stomachaches were also reported.

Although complete information is not available, behavioral symptoms were reported to often persist for 2 to 3 days.

Pediatric Patients

Up to 11 doses of 0.2 mg of naloxone (2.2 mg) have been administered to children following overdose of diphenoxylate hydrochloride with atropine sulfate. Pediatric reports include a 2½ year-old child who inadvertently received a dose of 20 mg of naloxone for treatment of respiratory depression following overdose with diphenoxylate hydrochloride with atropine sulfate. The child responded well and recovered without adverse sequelae. There is also a report of a 4½ year-old child who received 11 doses during a 12-hour period, with no adverse sequelae.

Patient Management

Patients who experience a naloxone hydrochloride overdose should be treated symptomatically in a closely supervised environment. Physicians should contact a poison control center for the most up-to-date patient management information.

DOSAGE AND ADMINISTRATION

Naloxone hydrochloride injection may be administered intravenously, intramuscularly, or subcutaneously. The most rapid onset of action is achieved by intravenous administration, which is recommended in emergency situations.

Since the duration of action of some opioids may exceed that of naloxone hydrochloride injection, the patient should be kept under continued surveillance. Repeated doses of naloxone hydrochloride injection should be administered, as necessary.

Intravenous Infusion

Naloxone hydrochloride injection may be diluted for intravenous infusion in normal saline or 5% dextrose solutions. The addition of 2 mg of naloxone hydrochloride injection in 500 mL of either solution provides a concentration of 0.004 mg/mL. Mixtures should be used within 24 hours. After 24 hours, the remaining unused mixture must be discarded. The rate of administration should be titrated in accordance with the patient's response.

Naloxone hydrochloride injection should not be mixed with preparations containing bisulfite, metabisulfite, long-chain or high molecular weight anions, or any solution having an alkaline pH. No drug or chemical agent should be added to naloxone hydrochloride injection unless its effect on the chemical and physical stability of the solution has first been established.

General

Parenteral drug products should be inspected visually for particulate matter and discoloration prior to administration whenever solution and container permit.

Usage in Adults

Opioid Overdose—Known or Suspected:

An initial dose of 0.4 mg to 2 mg of naloxone hydrochloride injection may be administered intravenously. If the desired degree of counteraction and improvement in respiratory functions are not obtained, it may be repeated at two- to three-minute intervals. If no response is observed after 10 mg of naloxone hydrochloride injection

have been administered, the diagnosis of opioid-induced or partial opioid-induced toxicity should be questioned. Intramuscular or subcutaneous administration may be necessary if the intravenous route is not available.

Postoperative Opioid Depression:

For the partial reversal of opioid depression following the use of opioids during surgery, smaller doses of naloxone hydrochloride injection are usually sufficient. The dose of naloxone hydrochloride injection should be titrated according to the patient's response. For the initial reversal of respiratory depression, naloxone hydrochloride injection should be injected in increments of 0.1 to 0.2 mg intravenously at two- to three-minute intervals to the desired degree of reversal, i.e., adequate ventilation and alertness without significant pain or discomfort. Larger than necessary dosage of naloxone hydrochloride injection may result in significant reversal of analgesia and increase in blood pressure. Similarly, too rapid reversal may induce nausea, vomiting, sweating or circulatory stress.

Repeat doses of naloxone hydrochloride injection may be required within one- to two-hour intervals depending upon the amount, type (i.e., short or long acting) and time interval since last administration of an opioid. Supplemental intramuscular doses have been shown to produce a longer lasting effect.

Septic Shock:

The optimal dosage of naloxone hydrochloride injection or duration of therapy for the treatment of hypotension in septic shock patients has not been established (see **CLINICAL PHARMACOLOGY**).

Usage in Pediatric Population

Opioid Overdose-Known or Suspected:

The usual initial dose in children is 0.01 mg/kg body weight given intravenously (I.V.). If this dose does not result in the desired degree of clinical improvement, a subsequent dose of 0.1 mg/kg body weight may be administered. If an intravenously (I.V.) route of administration is not available, naloxone hydrochloride may be administered intramuscularly (I.M.) or subcutaneously (S.C.) in divided doses. If necessary, naloxone hydrochloride injection can be diluted with sterile water for injection.

Postoperative Opioid Depression:

Follow the recommendations and cautions under **Adult Postoperative Depression**. For the initial reversal of respiratory depression, naloxone hydrochloride injection should be injected in increments of 0.005 mg to 0.01 mg intravenously at two- to three-minute intervals to the desired degree of reversal.

Usage in Neonates

Opioid-induced Depression:

The usual initial dose is 0.01 mg/kg body weight administered intravenously (I.V.), intramuscularly (I.M.) or subcutaneously (S.C.) This dose may be repeated in accordance with adult administration guidelines for postoperative opioid depression.

Do not administer unless solution is clear and container is undamaged. Discard unused Portion.

HOW SUPPLIED

Naloxone Hydrochloride Injection, USP for intravenous, intramuscular, and subcutaneous administration is available as:

Strength	NDC NUMBER	Product Code
2 mg/2 mL (1 mg/mL)	43066-142-10 (Single-dose 2 mL pre-filled syringe packed in unit carton and 10 unit cartons packed in an outer carton)	AIN03246

Store at 20° to 25°C (68° to 77°F); excursions permitted between 15° to 30°C (59° to 86°F). [see USP Controlled Room Temperature]. Protect from light. Needle not included.

Store in carton until contents have been used.

INSTRUCTIONS FOR USE OF PREFILLED SYRINGE

CAUTION: Certain glass syringes may malfunction, break or clog when connected to some Needleless Luer Access Devices (NLADs) and needles. This syringe has a larger internal syringe tip and an external collar (luer collar). The external collar must remain attached to the syringe.

Data show that the syringe achieves acceptable connections with the BD ECLIPSE Needle and the TERUMO SURGUARD3 Safety Needle and with the following noncenter post NLADs: BD SMARTSITE and BD-Q SYTE. The data also show acceptable connections are achieved to the center post ICU Medical CLAVE.

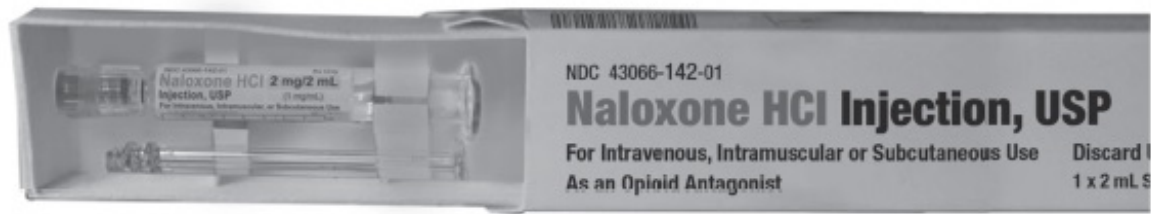
However, spontaneous disconnection of this glass syringe from needles and NLADs with leakage of drug product may occur. Assure that the needle or NLAD is securely attached before beginning the injection. Visually inspect the glass syringe-needle or glass syringe-NLAD connection before and during drug administration.

Naloxone hydrochloride injection may be administered intravenously, intramuscularly or subcutaneously.

1. Inspect the outer packaging and the syringe label by verifying:
 - drug name
 - drug strength
 - fill volume
 - route of administration
 - expiration date to be sure that the drug has not expired

Do not use if package has been damaged

2. Open the outer packaging and remove the syringe and plunger rod from the mono carton (See Figure 1).
Figure 1 (Greyscale image for representation only)



3. Visually inspect syringe for syringe damage, particulate matter, and discoloration.
4. Insert the plunger rod into open end of syringe until it contacts the stopper and turn clockwise 2 and half turns or until resistance is felt (See Figure 2a and 2b).

Figure 2a

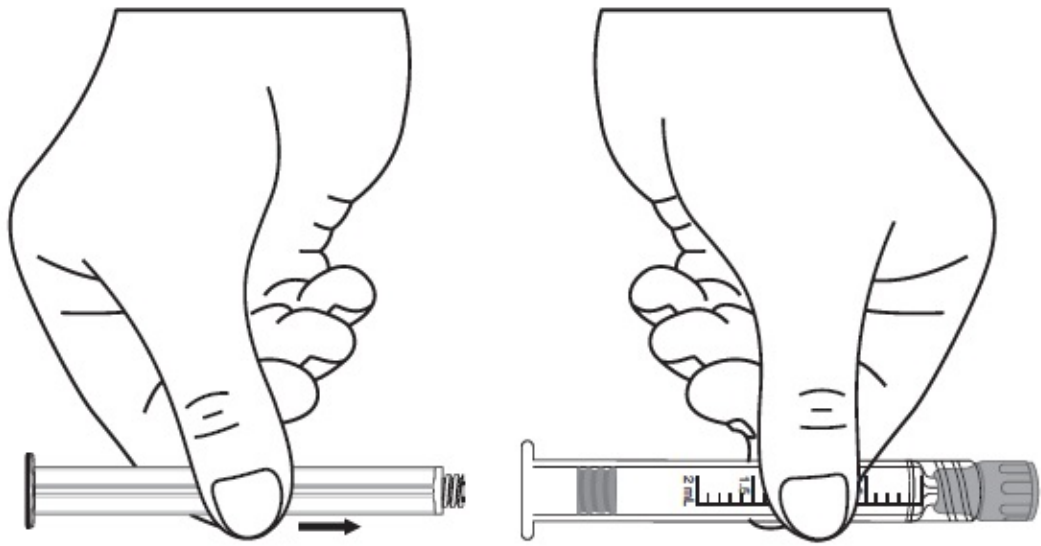
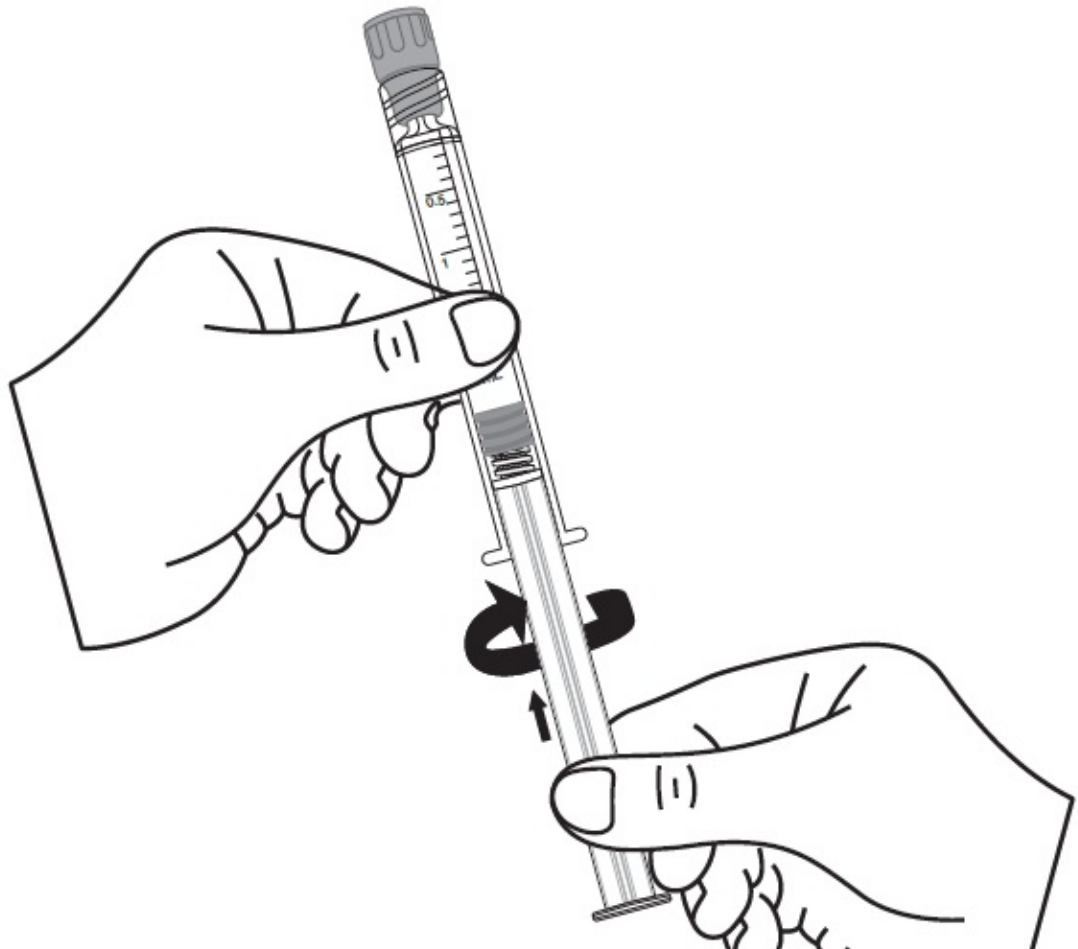


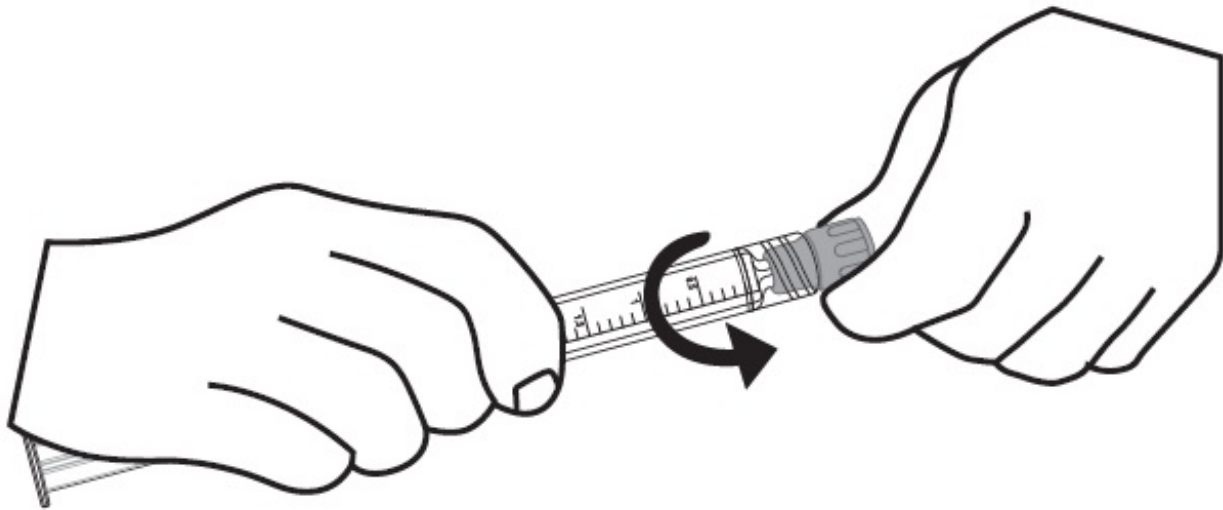
Figure 2b





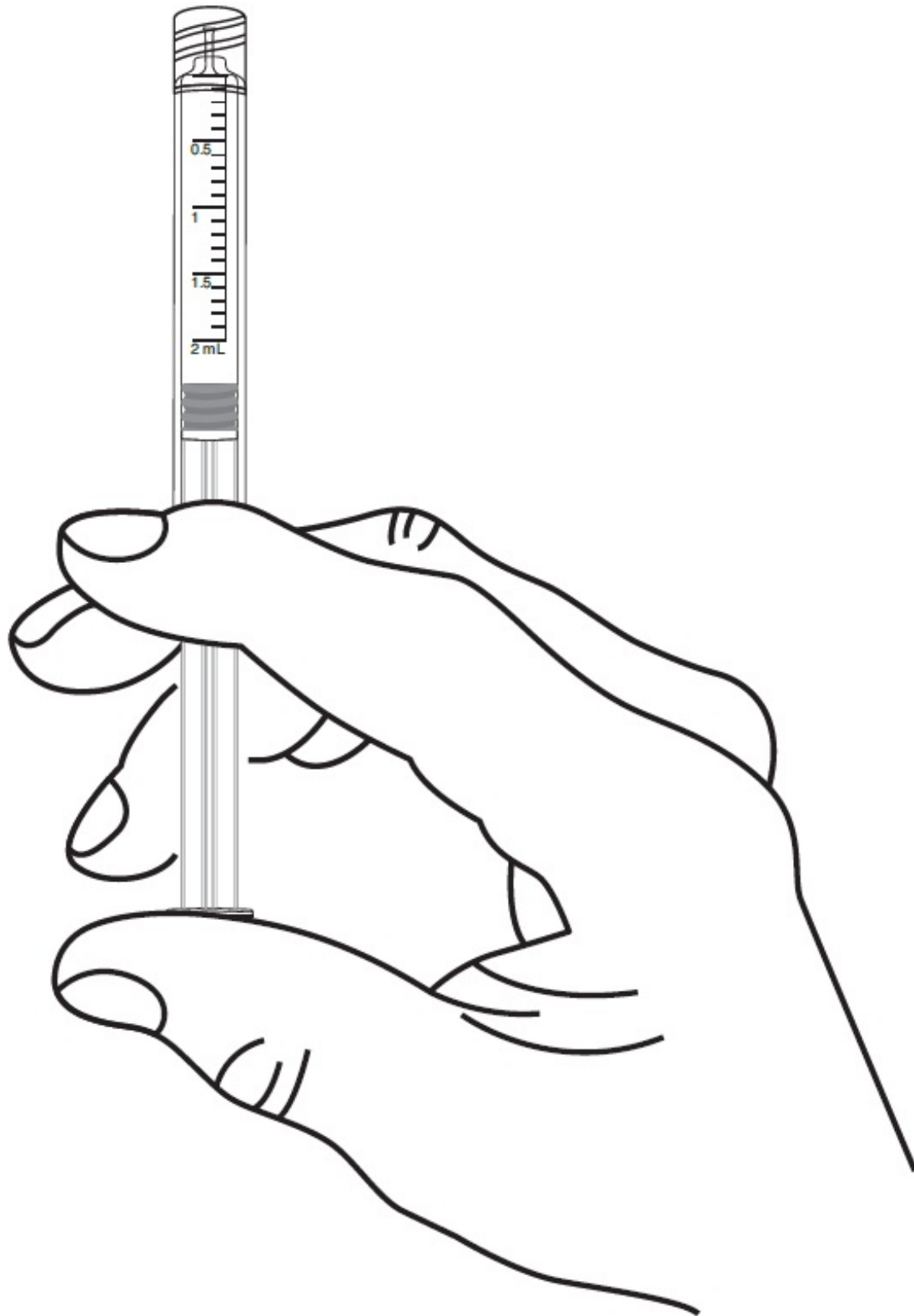
5. Push plunger rod slightly while tip cap is still on to break the stopper loose.
6. Remove tip cap by twisting it off (See Figure 3).

Figure 3



7. Hold syringe upright and expel air bubble before injection (See Figure 4).

Figure 4



8. Connect the syringe to an appropriate injection connection depending on the route of administration.
 - Before injection, ensure that the syringe is securely attached to the needle or NLAD.
9. Depress plunger rod to deliver the required dose of medication. Ensure that pressure is maintained on the plunger rod during the entire administration. Waste

residual medication per institutional policy.

10. Remove syringe from NLAD (if applicable) and discard into appropriate receptacle. When a needle is connected to the syringe, to prevent needle-stick injuries, do not recap needles.

NOTES:

- All steps must be performed sequentially
- Do not autoclave syringe
- Do not use this product on a sterile field
- Do not introduce any other fluid into the syringe at any time
- This product is for single dose only; discard unused portion

Manufactured for:

Baxter Healthcare Corporation

Deerfield, IL 60015 USA

Manufactured by:

Gland Pharma Limited,

Survey No. 143 - 148, 150 & 151, Near Gandimaisamma Cross Roads,
D. P. Pally, Dundigal Post, Dundigal - Gandimaisamma Mandal,
Medchal - Malkajgiri District,
Hyderabad, Telangana 500043, India (IND)

Baxter is a registered trademark of Baxter International Inc.

Any other trademarks or product names appearing herein are the property of their respective owners.

2024-10-04

07-19-00-8567

PACKAGE/LABEL PRINCIPAL DISPLAY PANEL

NDC 43066-142-01

Rx Only

Naloxone HCl

2 mg/2 mL

Injection, USP

(1 mg/mL)

For Intravenous, Intramuscular, or Subcutaneous Use



As an Opioid Antagonist / 2 mL Single-dose disposable
Prefilled Syringe, Discard unused portion.

Protect from light.

Code: TG/MDL/2024-124903

Baxter
Made In India



(01)00343066142018

07-26-00-1764

LOT:

EXP:

Batch details Area
18 x 8 mm

Overlapping Area with Transparent

NDC 43066-142-01

Rx Only

**Naloxone HCl
Injection, USP**

2 mg/2 mL

1 mg/mL

For Intravenous, Intramuscular, or Subcutaneous Use

**As an Opioid Antagonist / 2 mL Single-dose disposable Prefilled Syringe,
Discard unused portion.**

Protect from light.

Code: TG/MDL/2024-124903

Baxter

Made In India

07-09-00-1764

Syringe Assembly Directions: USE ASEPTIC TECHNIQUE
Do not assemble until ready to use

1. Insert the plunger rod into open end of syringe until it contacts the stopper and turn clockwise 2 and half turns or until resistance is felt.	3. Hold syringe upright and expel air bubble before injection.
2. Push plunger rod slightly while tip cap is still on to break the stopper loose. Remove tip cap by twisting it off.	4. Connect the syringe to an appropriate injection connection depending on the route of administration. - Before injection, ensure that the syringe is securely attached to the needle or NLAD.

UnVarnish Area for
Batch Details i.e., Lot and Exp
(To be Printed Online)

NDC 43066-142-01 Rx only

Naloxone HCl Injection, USP **2 mg/2 mL**
(1 mg/mL)

For Intravenous, Intramuscular or Subcutaneous Use
As an Opioid Antagonist
Discard Unused Portion
1 x 2 mL Single-Dose Disposable Prefilled Syringe

NDC 43066-142-01 Rx only

Naloxone HCl Injection, USP **2 mg/2 mL**
(1 mg/mL)

Each mL contains naloxone hydrochloride, 1 mg; and sodium chloride 8.35 mg. pH is adjusted with hydrochloric acid between 3.0 to 4.0.

Medication and fluid pathway sterile and non-pyrogenic in original, unopened package with component tip cap in place.

Do not remove tip cap until ready to use. No preservatives added.

Usual Dosage: See insert.

Store at 20° to 25°C (68° to 77°F); excursions permitted between 15° to 30°C (59° to 86°F). [see USP Controlled Room Temperature]. Protect From Light.

Baxter
Manufactured for: Baxter Healthcare Corporation
Deerfield, IL 60015 USA

Manufactured by: Gland Pharma Limited
Hyderabad, Telangana 500043, India (IND)

AIN03246
Code: TG/MDL/2024-124903

No needle included

(01)00343066142018

NDC 43066-142-01 Rx only

Naloxone HCl Injection, USP **2 mg/2 mL**
(1 mg/mL)

For Intravenous, Intramuscular or Subcutaneous Use
As an Opioid Antagonist
Discard Unused Portion
1 x 2 mL Single-Dose Disposable Prefilled Syringe

NDC 43066-142-01

Rx Only

Naloxone HCl Injection, USP

2 mg/2 mL

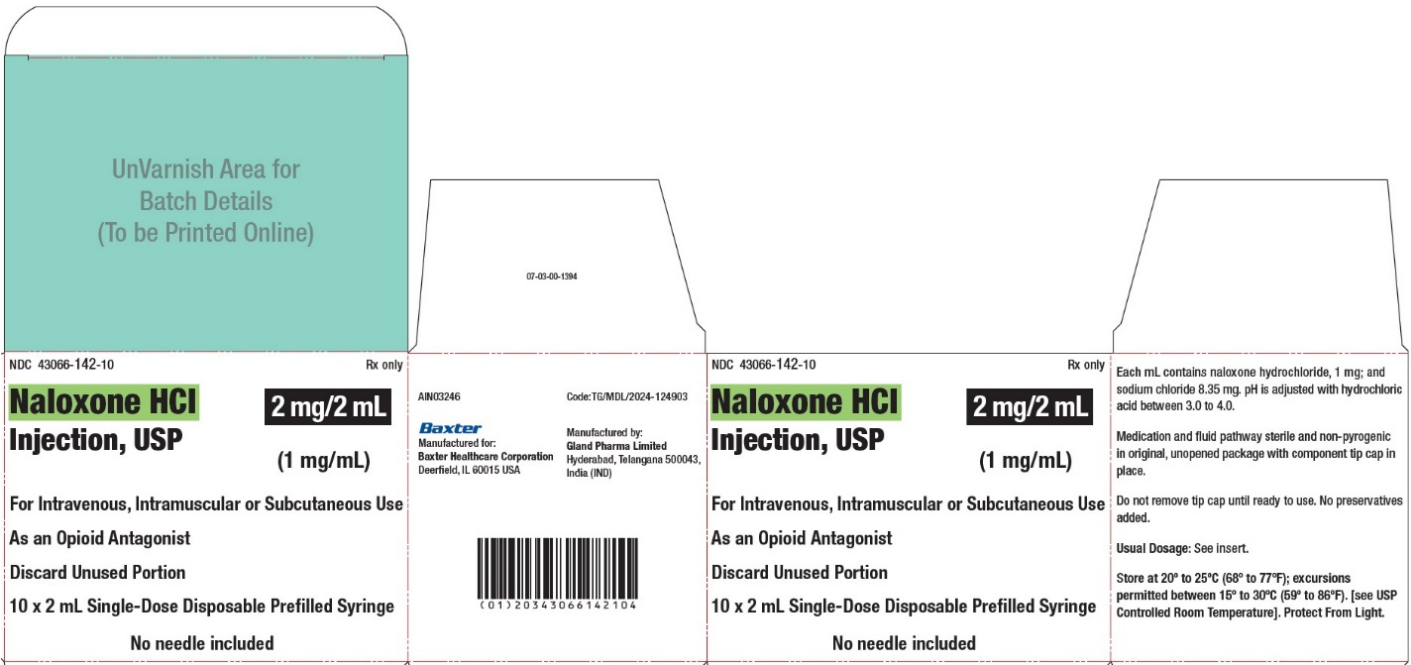
1 mg/mL

For Intravenous, Intramuscular, or Subcutaneous Use

As an Opioid Antagonist

Discard unused portion

1 x 2 mL Single-dose disposable Prefilled Syringe



NDC 43066-142-10

Rx Only

Naloxone HCl
Injection, USP

2 mg/2 mL
1 mg/mL

For Intravenous, Intramuscular, or Subcutaneous Use

As an Opioid Antagonist

Discard unused portion

10 x 2 mL Single-dose disposable Prefilled Syringe

No needle included

NALOXONE HYDROCHLORIDE			
naloxone hydrochloride injection, solution			
Product Information			
Product Type	HUMAN PRESCRIPTION DRUG	Item Code (Source)	NDC:43066-142

Route of Administration		INTRAMUSCULAR, INTRAVENOUS, SUBCUTANEOUS		
Active Ingredient/Active Moiety				
Ingredient Name		Basis of Strength	Strength	
NALOXONE HYDROCHLORIDE (UNII: F850569PQR) (NALOXONE - UNII:36B82AMQ7N)		NALOXONE HYDROCHLORIDE	1 mg in 1 mL	
Inactive Ingredients				
Ingredient Name		Strength		
SODIUM CHLORIDE (UNII: 451W47IQ8X)		8.35 mg in 1 mL		
HYDROCHLORIC ACID (UNII: QTT17582CB)				
Packaging				
#	Item Code	Package Description	Marketing Start Date	Marketing End Date
1	NDC:43066-142-10	10 in 1 CARTON	06/03/2025	
1	NDC:43066-142-01	1 in 1 CARTON		
1		2 mL in 1 SYRINGE, GLASS; Type 2: Prefilled Drug Delivery Device/System (syringe, patch, etc.)		
Marketing Information				
Marketing Category		Application Number or Monograph Citation	Marketing Start Date	Marketing End Date
ANDA		ANDA214785	06/03/2025	

Labeler - Baxter Healthcare Corporation (005083209)

Registrant - Baxter Healthcare Corporation (005083209)

Establishment			
Name	Address	ID/FEI	Business Operations
GLAND PHARMA LIMITED		918601238	ANALYSIS(43066-142) , MANUFACTURE(43066-142) , PACK(43066-142) , LABEL(43066-142)