

# TRIAMCINOLONE ACETONIDE- triamcinolone acetonide lotion QUAGEN PHARMACEUTICALS LLC

-----  
**Triamcinolone Acetonide Lotion, USP 0.025% and 0.1%**

**For Topical Use Only**

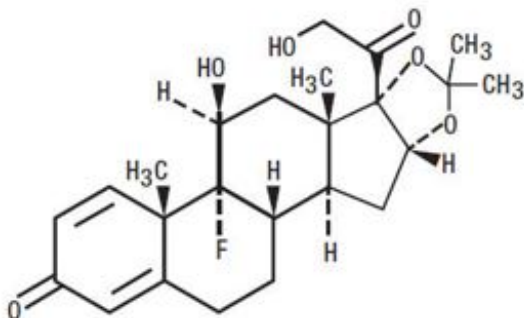
**Rx only**

## DESCRIPTION

Triamcinolone Acetonide Lotion, USP is supplied in the following strengths: 0.025%, 0.1%. Each mL of Triamcinolone Acetonide Lotion, USP, 0.025%, 0.1% contains 0.25 mg, 1 mg triamcinolone acetonide, USP in a lotion base containing citric acid, cetyl alcohol, dimethicone, polysorbate 20, propylene glycol, purified water, sorbitan monopalmitate, and stearyl alcohol. **It may contain** 10% citric acid solution or 10% sodium citrate solution for pH adjustment.

Triamcinolone Acetonide is a topical corticosteroid known chemically as 9-Fluoro-11 $\beta$ , 16 $\alpha$ , 17, 21-tetrahydroxypregna-1,4-diene-3,20-dione cyclic 16,17-acetal with acetone.

The molecular formula is C<sub>24</sub>H<sub>31</sub>FO<sub>6</sub>. It has the following structure:



**M.W. 434.51**

## CLINICAL PHARMACOLOGY

Topical corticosteroids share anti-inflammatory, anti-pruritic and vasoconstrictive actions.

The mechanism of anti-inflammatory activity of the topical corticosteroids is unclear. Various laboratory methods, including vasoconstrictor assays, are used to compare and predict potencies and/or clinical efficacies of the topical corticosteroids. There is some evidence to suggest that a recognizable correlation exists between vasoconstrictor potency and therapeutic efficacy in man.

## Pharmacokinetics

The extent of percutaneous absorption of topical corticosteroids is determined by many factors including the vehicle, the integrity of the epidermal barrier, and the use of occlusive dressings.

Topical corticosteroids can be absorbed from normal intact skin. Inflammation and/or other disease processes in the skin increases percutaneous absorption. Occlusive dressings substantially increase the percutaneous absorption of topical corticosteroids. Thus, occlusive dressings may be a valuable therapeutic adjunct for treatment of resistant dermatoses (See **DOSAGE AND ADMINISTRATION**).

Once absorbed through the skin, topical corticosteroids are handled through pharmacokinetic pathways similar to systemically administered corticosteroids. Corticosteroids are bound to plasma proteins in varying degrees. Corticosteroids are metabolized primarily in the liver and are then excreted by the kidneys. Some of the topical corticosteroids and their metabolites are also excreted into the bile.

## **INDICATIONS AND USAGE**

Topical corticosteroids are indicated for the relief of the inflammatory and pruritic manifestations of corticosteroid-responsive dermatoses.

## **CONTRAINDICATIONS**

Topical corticosteroids are contraindicated in those patients with a history of hypersensitivity to any of the components of the preparation.

## **PRECAUTIONS**

### **General**

Systemic absorption of topical corticosteroids has produced reversible hypothalamic-pituitary-adrenal (HPA) axis suppression, manifestations of Cushing's syndrome, hyperglycemia and glycosuria in some patients.

Conditions which augment systemic absorption include the application of the more potent steroids, use over large surface areas, prolonged use and the addition of occlusive dressings.

Therefore, patients receiving a large dose of potent topical steroids, applied to a large surface area or under an occlusive dressing, should be evaluated periodically for evidence of HPA axis suppression by using the urinary-free cortisol and ACTH stimulation tests. If HPA axis suppression is noted, an attempt should be made to withdraw the drug, to reduce the frequency of application or to substitute a less potent steroid.

Recovery of HPA axis function is generally prompt and complete upon discontinuation of the drug. Infrequently, signs and symptoms of steroid withdrawal may occur, requiring supplemental systemic corticosteroids.

Children may absorb proportionally larger amounts of topical corticosteroids and thus be more susceptible to systemic toxicity (See **PRECAUTIONS-Pediatric Use**).

If irritation develops, topical corticosteroids should be discontinued and appropriate therapy instituted.

In the presence of dermatological infections, the use of an appropriate antifungal or

antibacterial agent should be instituted. If a favorable response does not occur promptly, the corticosteroid should be discontinued until the infection has been adequately controlled.

**These preparations are not for ophthalmic use.**

### **Information for the Patient**

Patients using topical corticosteroids should receive the following information and instructions:

1. This medication is to be used as directed by the physician. It is for external use only. Avoid contact with the eyes.
2. Patients should be advised not to use this medication for any disorder other than for which it was prescribed.
3. The treated skin area should not be bandaged or otherwise covered or wrapped as to be occlusive, unless directed by a physician.
4. Patients should report any signs of local adverse reactions especially under occlusive dressing.
5. Parents of pediatric patients should be advised not to use tight-fitting diapers or plastic pants on a child being treated in the diaper area, as these garments may constitute occlusive dressings.

### **Laboratory Tests**

The following tests may be helpful in evaluating the HPA axis suppression:

Urinary-free cortisol test  
ACTH stimulation test

### **Carcinogenesis, Mutagenesis, and Impairment of Fertility**

Long-term animal studies have not been performed to evaluate the carcinogenic potential or the effect on fertility of topical corticosteroids.

Studies to determine mutagenicity with prednisolone and hydrocortisone have revealed negative results.

### **Pregnancy Category C**

Corticosteroids are generally teratogenic in laboratory animals when administered systemically at relatively low dosage levels. The more potent corticosteroids have been shown to be teratogenic after dermal application in laboratory animals. There are no adequate and well-controlled studies in pregnant women on teratogenic effects from topically applied corticosteroids. Therefore, topical corticosteroids should be used during pregnancy only if the potential benefit justifies the potential risk to the fetus. Drugs of this class should not be used extensively on pregnant patients, in large amounts or for prolonged periods of time.

### **Nursing Mothers**

It is not known whether topical administration of corticosteroids could result in sufficient systemic absorption to produce detectable quantities in breast milk.

Systemically administered corticosteroids are secreted into breast milk in quantities not likely to have a deleterious effect on the infant. Nevertheless, caution should be

exercised when topical corticosteroids are administered to nursing women.

## **Pediatric Use**

**Pediatric patients may demonstrate greater susceptibility to topical corticosteroid-induced HPA axis suppression and Cushing's syndrome than mature patients because of a larger skin surface area to body weight ratio.**

HPA axis suppression, Cushing's syndrome and intracranial hypertension have been reported in children receiving topical corticosteroids. Manifestations of adrenal suppression in children include linear growth retardation, delayed weight gain, low plasma cortisol levels and absence of response to ACTH stimulation. Manifestations of intracranial hypertension include bulging fontanelles, headaches, and bilateral papilledema.

Administration of topical corticosteroids to children should be limited to the least amount compatible with an effective therapeutic regimen. Chronic corticosteroid therapy may interfere with the growth and development of children.

## **ADVERSE REACTIONS**

The following local adverse reactions are reported infrequently with topical corticosteroids, but may occur more frequently with the use of occlusive dressings. These reactions are listed in an approximate decreasing order of occurrence:

Burning	Perioral dermatitis
Itching	Allergic contact dermatitis
Irritation	Maceration of the skin
Dryness	Secondary infection
Folliculitis	Skin Atrophy
Hypertrichosis	Striae
Acneiform eruptions	Miliaria
Hypopigmentation	

## **OVERDOSAGE**

Topically applied corticosteroids can be absorbed in sufficient amounts to produce systemic effects (See **PRECAUTIONS**).

## **DOSAGE AND ADMINISTRATION**

Topical corticosteroids are generally applied to the affected area as a thin film from three to four times daily depending on the severity of the condition.

Occlusive dressings may be used for the management of psoriasis or recalcitrant conditions.

If an infection develops, the use of occlusive dressings should be discontinued and appropriate antimicrobial therapy instituted.

**HOW SUPPLIED**

Triamcinolone Acetonide Lotion, USP 0.025% is supplied in the following size: 60 mL. (NDC 70752-129-05).

Triamcinolone Acetonide Lotion, USP 0.1% is supplied in the following size: 60 mL. (NDC 70752-130-05).

**Store at 20° to 25°C (68° to 77°F) [see USP Controlled Room Temperature].**

**AVOID FREEZING**

**SHAKE WELL BEFORE USING**

**RX Only**

**Manufactured by:**

Quagen Pharmaceuticals LLC  
West Caldwell, NJ 07006

52028  
Rev. 07/20

**PRINCIPAL DISPLAY PANEL**

**NDC 70752-129-05**

**Triamcinolone**

**Acetonide**

**Lotion, USP**

**0.025%**

**Rx only**

**60 mL Container Label**



NDC 70752-129-05

# Triamcinolone Acetonide Lotion, USP

0.025%

For External Use Only  
Not For Ophthalmic Use

60 mL

Rx Only

Each mL of Triamcinolone Acetonide Lotion, USP 0.025% contains: 0.25 mg of triamcinolone acetonide, USP in a lotion base containing citric acid, cetyl alcohol, dimethicone, polysorbate 20, propylene glycol, purified water, sorbitan monopalmitate, and stearyl alcohol. It may contain 10% citric acid solution or 10% sodium citrate solution for pH adjustment.

**USUAL DOSAGE:** See accompanying package insert.

**WARNINGS: KEEP THIS AND ALL DRUGS OUT OF THE REACH OF CHILDREN.** In case of accidental ingestion, seek professional assistance or contact a Poison Control Center immediately.

Store at 20° to 25°C (68° to 77°F) [See USP Controlled Room Temperature].

**AVOID FREEZING. SHAKE WELL BEFORE USING.**

**Manufactured by:**  
Quagen Pharmaceuticals LLC  
West Caldwell, NJ 07006

50026  
Rev. 08/20



1.00" X 1.875"  
NON VARNISH AREA

## PRINCIPAL DISPLAY PANEL

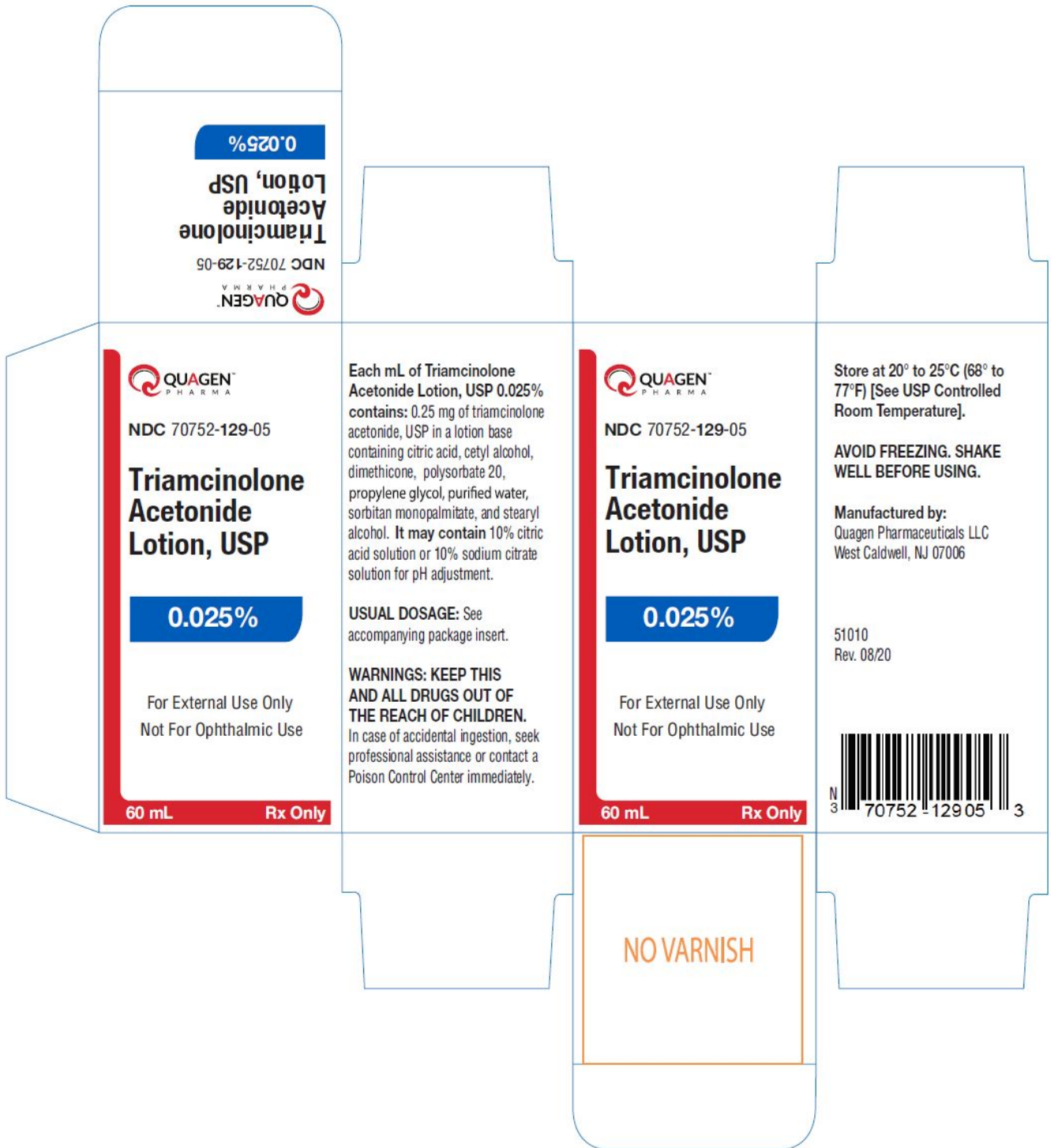
NDC 70752-129-05

Triamcinolone  
Acetonide  
Lotion, USP

0.025%

Rx only

60 mL Carton



**PRINCIPAL DISPLAY PANEL**  
**NDC 70752-130-05**  
**Triamcinolone**  
**Acetonide**  
**Lotion, USP**  
**0.1%**  
**Rx only**  
**60 mL Container Label**



NDC 70752-130-05

**Triamcinolone  
Acetonide  
Lotion, USP**

**0.1%**

For External Use Only  
Not For Ophthalmic Use

**60 mL**

**Rx Only**

Each mL of Triamcinolone Acetonide Lotion, USP 0.1% contains: 1 mg of triamcinolone acetonide, USP in a lotion base containing citric acid, cetyl alcohol, dimethicone, polysorbate 20, propylene glycol, purified water, sorbitan monopalmitate, and stearyl alcohol. It may contain 10% citric acid solution or 10% sodium citrate solution for pH adjustment.

**USUAL DOSAGE:** See accompanying package insert.

**WARNINGS: KEEP THIS AND ALL DRUGS OUT OF THE REACH OF CHILDREN.** In case of accidental ingestion, seek professional assistance or contact a Poison Control Center immediately.

Store at 20° to 25°C (68° to 77°F) [See USP Controlled Room Temperature].

**AVOID FREEZING. SHAKE WELL BEFORE USING.**

**Manufactured by:**  
Quagen Pharmaceuticals LLC  
West Caldwell, NJ 07006

50027  
Rev. 08/20



1.00" X 1.875"  
NON VARNISH AREA

**PRINCIPAL DISPLAY PANEL**

**NDC 70752-130-05**

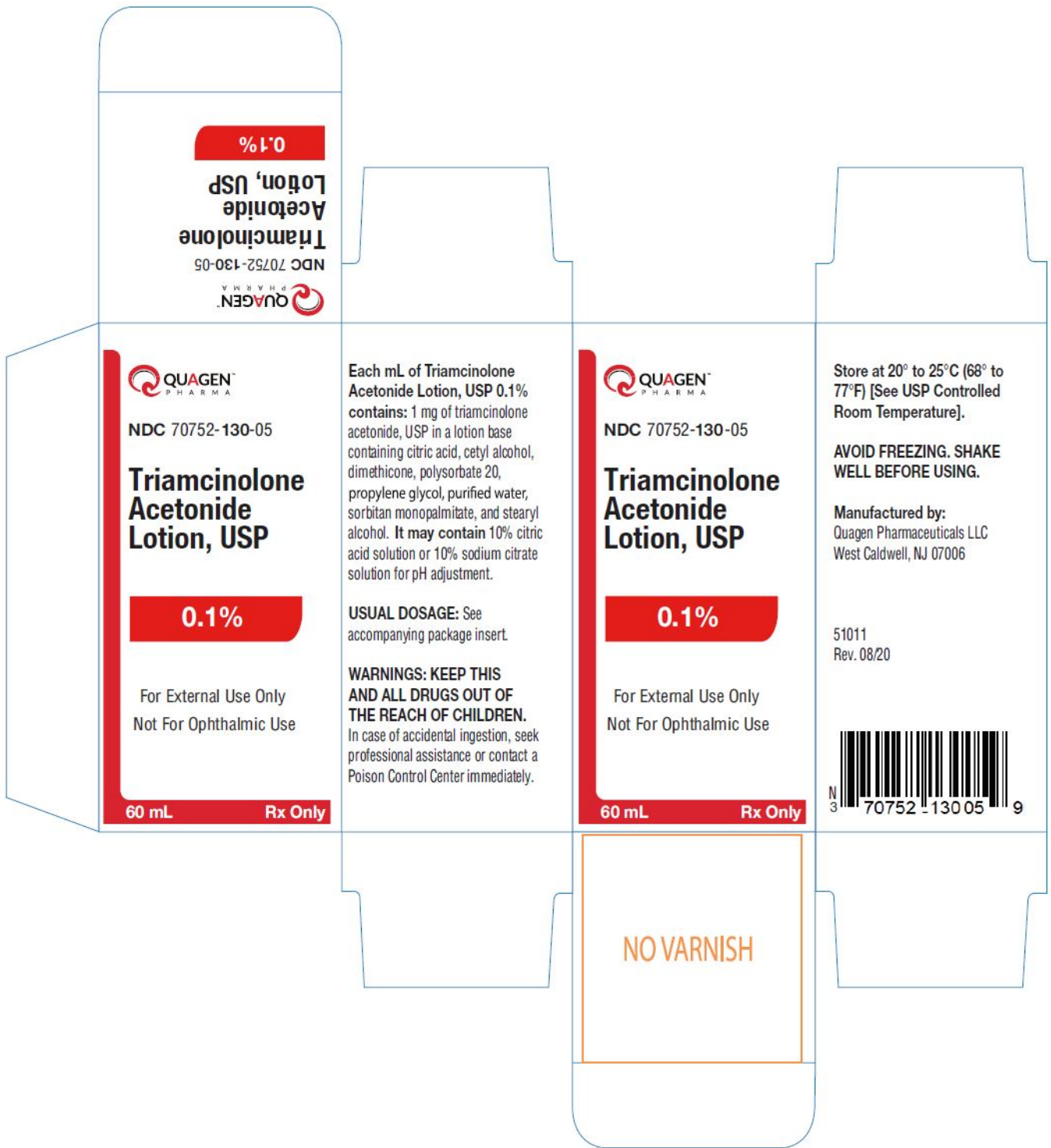
**Triamcinolone  
Acetonide  
Lotion, USP**

**0.1%**

**Rx only**

**60 mL Carton**





## TRIAMCINOLONE ACETONIDE

triamcinolone acetone lotion

### Product Information

<b>Product Type</b>	HUMAN PRESCRIPTION DRUG	<b>Item Code (Source)</b>	NDC:70752-129
<b>Route of Administration</b>	TOPICAL		

Active Ingredient/Active Moiety				
Ingredient Name		Basis of Strength	Strength	
<b>TRIAMCINOLONE ACETONIDE</b> (UNII: F446C597KA) (TRIAMCINOLONE ACETONIDE - UNII:F446C597KA)		TRIAMCINOLONE ACETONIDE	0.25 mg in 1 mL	
Inactive Ingredients				
Ingredient Name		Strength		
<b>ANHYDROUS CITRIC ACID</b> (UNII: XF417D3PSL)				
<b>CETYL ALCOHOL</b> (UNII: 936JST6JCN)				
<b>DIMETHICONE</b> (UNII: 92RU3N3Y1O)				
<b>PROPYLENE GLYCOL</b> (UNII: 6DC9Q167V3)				
<b>POLYSORBATE 20</b> (UNII: 7T1F30V5YH)				
<b>WATER</b> (UNII: 059QF0KO0R)				
<b>TRISODIUM CITRATE DIHYDRATE</b> (UNII: B22547B95K)				
<b>STEARYL ALCOHOL</b> (UNII: 2KR89I4H1Y)				
<b>SORBITAN MONOPALMITATE</b> (UNII: 77K6Z421KU)				
Packaging				
#	Item Code	Package Description	Marketing Start Date	Marketing End Date
1	NDC:70752-129-05	60 mL in 1 BOTTLE, WITH APPLICATOR; Type 0: Not a Combination Product	07/01/2020	
Marketing Information				
Marketing Category	Application Number or Monograph Citation	Marketing Start Date	Marketing End Date	
ANDA	ANDA213559	07/01/2020		

TRIAMCINOLONE ACETONIDE			
triamcinolone acetone lotion			
Product Information			
Product Type	HUMAN PRESCRIPTION DRUG	Item Code (Source)	NDC:70752-130
Route of Administration	TOPICAL		
Active Ingredient/Active Moiety			
Ingredient Name		Basis of Strength	Strength
<b>TRIAMCINOLONE ACETONIDE</b> (UNII: F446C597KA) (TRIAMCINOLONE ACETONIDE - UNII:F446C597KA)		TRIAMCINOLONE ACETONIDE	1 mg in 1 mL
Inactive Ingredients			

Ingredient Name	Strength
<b>ANHYDROUS CITRIC ACID</b> (UNII: XF417D3PSL)	
<b>CETYL ALCOHOL</b> (UNII: 936JST6JCN)	
<b>DIMETHICONE</b> (UNII: 92RU3N3Y1O)	
<b>PROPYLENE GLYCOL</b> (UNII: 6DC9Q167V3)	
<b>POLYSORBATE 20</b> (UNII: 7T1F30V5YH)	
<b>WATER</b> (UNII: 059QF0KO0R)	
<b>TRISODIUM CITRATE DIHYDRATE</b> (UNII: B22547B95K)	
<b>STEARYL ALCOHOL</b> (UNII: 2KR89I4H1Y)	
<b>SORBITAN MONOPALMITATE</b> (UNII: 77K6Z421KU)	

### Packaging

#	Item Code	Package Description	Marketing Start Date	Marketing End Date
1	NDC:70752-130-05	60 mL in 1 BOTTLE, WITH APPLICATOR; Type 0: Not a Combination Product	07/01/2020	

### Marketing Information

Marketing Category	Application Number or Monograph Citation	Marketing Start Date	Marketing End Date
ANDA	ANDA213559	07/01/2020	

**Labeler** - QUAGEN PHARMACEUTICALS LLC (073645339)

**Registrant** - QUAGEN PHARMACEUTICALS LLC (073645339)

### Establishment

Name	Address	ID/FEI	Business Operations
QUAGEN PHARMACEUTICALS LLC		080281331	MANUFACTURE(70752-129, 70752-130) , PACK(70752-129, 70752-130)

Revised: 2/2023

QUAGEN PHARMACEUTICALS LLC