

# NEOSTIGMINE METHYLSULFATE - neostigmine methysulfate injection

## Gland Pharma Limited

-----

### HIGHLIGHTS OF PRESCRIBING INFORMATION

These highlights do not include all the information needed to use NEOSTIGMINE METHYLSULFATE INJECTION safely and effectively. See full prescribing information for NEOSTIGMINE METHYLSULFATE INJECTION.

NEOSTIGMINE METHYLSULFATE Injection,

for intravenous use

Initial U.S. Approval: 1939

-----

### INDICATIONS AND USAGE

-----

Neostigmine Methylsulfate Injection, a cholinesterase inhibitor, is indicated for the reversal of the effects of non-depolarizing neuromuscular blocking agents (NMBAs) after surgery (1).

-----

### DOSAGE AND ADMINISTRATION

-----

- Should be administered by trained healthcare providers (2.1)
  - Peripheral nerve stimulator and monitoring for twitch responses should be used to determine when Neostigmine Methylsulfate Injection should be initiated and if additional doses are needed (2.2)
    - For reversal of NMBAs with shorter half-lives, when first twitch response is substantially greater than 10% of baseline, or when a second twitch is present: **0.03 mg/kg by intravenous route** (2.2)
    - For reversal of NMBAs with longer half-lives or when first twitch response is close to 10% of baseline: **0.07 mg/kg by intravenous route** (2.2)
  - Maximum total dosage is 0.07 mg/kg or up to a total of 5 mg (whichever is less) (2.2)
  - An anticholinergic agent, e.g., atropine sulfate or glycopyrrolate, should be administered prior to or concomitantly with Neostigmine Methylsulfate Injection (2.4)
- 

### DOSAGE FORMS AND STRENGTHS

-----

Injection: 0.5 mg/mL and 1 mg/mL in 10 mL multiple-dose vials (3)

-----

### CONTRAINDICATIONS

-----

- Hypersensitivity to neostigmine (4)
  - Peritonitis or mechanical obstruction of the intestinal or urinary tract (4)
- 

### WARNINGS AND PRECAUTIONS

-----

- Bradycardia: Atropine or glycopyrrolate should be administered prior to Neostigmine Methylsulfate Injection to lessen risk of bradycardia. (5.1)
  - Serious Reactions with Coexisting Conditions: Use with caution in patients with coronary artery disease, cardiac arrhythmias, recent acute coronary syndrome or myasthenia gravis. (5.2)
  - Neuromuscular Dysfunction: Can occur if large doses of Neostigmine Methylsulfate Injection are administered when neuromuscular blockade is minimal; reduce dose if recovery from neuromuscular blockade is nearly complete. (5.4)
- 

### ADVERSE REACTIONS

-----

Most common adverse reactions during treatment: bradycardia, nausea and vomiting. (6)

**To report SUSPECTED ADVERSE REACTIONS, contact Gland Pharma at 864-879-9994 or FDA at 1-800-FDA-1088 or [www.fda.gov/medwatch](http://www.fda.gov/medwatch).**

-----

### USE IN SPECIFIC POPULATIONS

-----

- Pregnancy: No human data and limited animal data exist. Use only if clearly needed. (8)

**Revised: 2/2021**

---

## **FULL PRESCRIBING INFORMATION: CONTENTS\***

### **1 INDICATIONS AND USAGE**

### **2 DOSAGE AND ADMINISTRATION**

2.1 Important Dosage Information

2.2 Dosage in Adults

2.3 Dosage in Pediatric Patients, Including Neonates

2.4 Anticholinergic (Atropine or Glycopyrrolate) Administration

### **3 DOSAGE FORMS AND STRENGTHS**

### **4 CONTRAINDICATIONS**

### **5 WARNINGS AND PRECAUTIONS**

5.1 Bradycardia

5.2 Serious Adverse Reactions in Patients with Certain Coexisting Conditions

5.3 Hypersensitivity

5.4 Neuromuscular Dysfunction

5.5 Cholinergic Crisis

### **6 ADVERSE REACTIONS**

6.1 Clinical Trials Experience

6.2 Post Marketing Experience

### **7 DRUG INTERACTIONS**

### **8 USE IN SPECIFIC POPULATIONS**

8.1 Pregnancy

8.2 Lactation

8.4 Pediatric Use

8.5 Geriatric Use

8.6 Renal Impairment

8.7 Hepatic Impairment

### **10 OVERDOSAGE**

### **11 DESCRIPTION**

### **12 CLINICAL PHARMACOLOGY**

12.1 Mechanism of Action

12.2 Pharmacodynamics

12.3 Pharmacokinetics

### **13 NONCLINICAL TOXICOLOGY**

13.1 Carcinogenesis, Mutagenesis, Impairment of Fertility

### **14 CLINICAL STUDIES**

### **16 HOW SUPPLIED/STORAGE AND HANDLING**

\* Sections or subsections omitted from the full prescribing information are not listed.

---

## **FULL PRESCRIBING INFORMATION**

### **1 INDICATIONS AND USAGE**

Neostigmine Methylsulfate Injection is a cholinesterase inhibitor indicated for the reversal of the effects of non-depolarizing neuromuscular blocking agents after surgery.

## 2 DOSAGE AND ADMINISTRATION

### 2.1 Important Dosage Information

Neostigmine Methylsulfate Injection should be administered by trained healthcare providers familiar with the use, actions, characteristics, and complications of neuromuscular blocking agents (NMBA) and neuromuscular block reversal agents. Doses of Neostigmine Methylsulfate Injection should be individualized, and a peripheral nerve stimulator should be used to determine the time of initiation of Neostigmine Methylsulfate Injection and should be used to determine the need for additional doses.

Neostigmine Methylsulfate Injection is for intravenous use only and should be injected slowly over a period of at least 1 minute. The Neostigmine Methylsulfate Injection dosage is weight-based [*see Dosage and Administration (2.2)*].

Prior to Neostigmine Methylsulfate Injection administration and until complete recovery of normal ventilation, the patient should be well ventilated and a patent airway maintained. Satisfactory recovery should be judged by adequacy of skeletal muscle tone and respiratory measurements in addition to the response to peripheral nerve stimulation.

An anticholinergic agent, e.g., atropine sulfate or glycopyrrolate, should be administered prior to or concomitantly with Neostigmine Methylsulfate Injection [*see Dosage and Administration (2.4)*].

### 2.2 Dosage in Adults

- a. Peripheral nerve stimulation devices capable of delivering a train-of-four (TOF) stimulus are essential to effectively using Neostigmine Methylsulfate Injection.
- b. There must be a twitch response to the first stimulus in the TOF of at least 10% of its baseline level, i.e., the response prior to NMBA administration, prior to the administration of Neostigmine Methylsulfate Injection.
- c. Prior to administration, visually inspect Neostigmine Methylsulfate Injection for particulate matter and discoloration.
- d. Neostigmine Methylsulfate Injection should be injected slowly by intravenous route over a period of at least 1 minute.
- e. A 0.03 mg/kg to 0.07 mg/kg dose of Neostigmine Methylsulfate Injection will generally achieve a TOF twitch ratio of 90% (TOF0.9) within 10 to 20 minutes of administration. Dose selection should be based on the extent of spontaneous recovery that has occurred at the time of administration, the half-life of the NMBA being reversed, and whether there is a need to rapidly reverse the NMBA.
  - The 0.03 mg/kg dose is recommended for:
    - Reversal of NMBAs with shorter half-lives, e.g., rocuronium, or
    - When the first twitch response to the TOF stimulus is substantially greater

than 10% of baseline or when a second twitch is present.

- The 0.07 mg/kg dose is recommended for:
  - NMBA's with longer half-lives, e.g., vecuronium and pancuronium, or
  - When the first twitch response is relatively weak, i.e., not substantially greater than 10% of baseline or
  - There is need for more rapid recovery.

f. TOF monitoring should continue to be used to evaluate the extent of recovery of neuromuscular function and the possible need for an additional dose of Neostigmine Methylsulfate Injection.

g. TOF monitoring alone should not be relied upon to determine the adequacy of reversal of neuromuscular blockade as related to a patient's ability to adequately ventilate and maintain a patent airway following tracheal extubation.

h. Patients should continue to be monitored for adequacy of reversal from NMBA's for a period of time that would assure full recovery based on the patient's medical condition and the pharmacokinetics of neostigmine and the NMBA used.

i. The recommended maximum total dose is 0.07 mg/kg or up to a total of 5 mg, whichever is less.

### **2.3 Dosage in Pediatric Patients, Including Neonates**

Adult guidelines should be followed when Neostigmine Methylsulfate Injection is administered to pediatric patients. Pediatric patients require Neostigmine Methylsulfate Injection doses similar to those for adult patients.

### **2.4 Anticholinergic (Atropine or Glycopyrrolate) Administration**

An anticholinergic agent, e.g., atropine sulfate or glycopyrrolate, should be administered prior to or concomitantly with Neostigmine Methylsulfate Injection. The anticholinergic agent should be administered intravenously using a separate syringe. In the presence of bradycardia, it is recommended that the anticholinergic agent be administered prior to Neostigmine Methylsulfate Injection.

## **3 DOSAGE FORMS AND STRENGTHS**

Neostigmine Methylsulfate Injection, USP is available as

- Injection: 0.5 mg/mL, 5 mg of neostigmine methylsulfate in 10 mL multiple-dose vials
- Injection: 1 mg/mL, 10 mg of neostigmine methylsulfate in 10 mL multiple-dose vials

## **4 CONTRAINDICATIONS**

Neostigmine Methylsulfate Injection is contraindicated in patients with:

- known hypersensitivity to neostigmine methylsulfate (known hypersensitivity reactions have included urticaria, angioedema, erythema multiforme, generalized rash, facial swelling, peripheral edema, pyrexia, flushing, hypotension, bronchospasm, bradycardia and anaphylaxis).
- peritonitis or mechanical obstruction of the intestinal or urinary tract.

## **5 WARNINGS AND PRECAUTIONS**

### **5.1 Bradycardia**

Neostigmine has been associated with bradycardia. Atropine sulfate or glycopyrrolate should be administered prior to Neostigmine Methylsulfate Injection to lessen the risk of bradycardia [see *Dosage and Administration (2.4)*].

### **5.2 Serious Adverse Reactions in Patients with Certain Coexisting Conditions**

Neostigmine Methylsulfate Injection should be used with caution in patients with coronary artery disease, cardiac arrhythmias, recent acute coronary syndrome or myasthenia gravis. Because of the known pharmacology of neostigmine methylsulfate as an acetylcholinesterase inhibitor, cardiovascular effects such as bradycardia, hypotension or dysrhythmia would be anticipated. In patients with certain cardiovascular conditions such as coronary artery disease, cardiac arrhythmias or recent acute coronary syndrome, the risk of blood pressure and heart rate complications may be increased. Risk of these complications may also be increased in patients with myasthenia gravis. Standard antagonism with anticholinergics (e.g., atropine) is generally successful to mitigate the risk of cardiovascular complications.

### **5.3 Hypersensitivity**

Because of the possibility of hypersensitivity, atropine and medications to treat anaphylaxis should be readily available.

### **5.4 Neuromuscular Dysfunction**

Large doses of Neostigmine Methylsulfate Injection administered when neuromuscular blockade is minimal can produce neuromuscular dysfunction. The dose of Neostigmine Methylsulfate Injection should be reduced if recovery from neuromuscular blockade is nearly complete.

### **5.5 Cholinergic Crisis**

It is important to differentiate between myasthenic crisis and cholinergic crisis caused by overdosage of Neostigmine Methylsulfate Injection. Both conditions result in extreme muscle weakness but require radically different treatment [see *Overdosage (10)*].

## **6 ADVERSE REACTIONS**

### **6.1 Clinical Trials Experience**

Because clinical trials are conducted under widely varying conditions, adverse reaction rates observed in the clinical trials of a drug cannot be directly compared to rates in the clinical trials of another drug and may not reflect the rates observed in practice.

Adverse reactions to neostigmine methylsulfate are most often attributable to exaggerated pharmacological effects, in particular, at muscarinic receptor sites. The use of an anticholinergic agent, e.g., atropine sulfate or glycopyrrolate, may prevent or mitigate these reactions.

Quantitative adverse event data are available from trials of neostigmine methylsulfate in which 200 adult patients were exposed to the product. The following table lists the adverse reactions that occurred with an overall frequency of 1% or greater.

<b>System Organ Class</b>	<b>Adverse Reaction</b>
<b>Cardiovascular Disorders</b>	bradycardia, hypotension, tachycardia/heart rate increase
<b>Gastrointestinal Disorders</b>	dry mouth, nausea, post-procedural nausea, vomiting
<b>General Disorders and Administration Site Conditions</b>	incision site complication, pharyngolaryngeal pain, procedural complication, procedural pain
<b>Nervous System Disorders</b>	dizziness, headache, postoperative shivering, prolonged neuromuscular blockade
<b>Psychiatric Disorders</b>	insomnia
<b>Respiratory, Thoracic and Mediastinal Disorders</b>	dyspnea, oxygen desaturation <90%
<b>Skin and Subcutaneous Tissue Disorders</b>	pruritus

## 6.2 Post Marketing Experience

The following adverse reactions have been identified during parenteral use of neostigmine methylsulfate. Because these reactions are reported voluntarily from a population of uncertain size, it is not always possible to reliably estimate their frequency or establish a causal relationship to drug exposure.

<b>System Organ Class</b>	<b>Adverse Reaction</b>
<b>Allergic Disorders</b>	allergic reactions, anaphylaxis
<b>Nervous System Disorders</b>	convulsions, drowsiness, dysarthria, fasciculation, loss of consciousness, miosis, visual changes
<b>Cardiovascular Disorders</b>	cardiac arrest, cardiac arrhythmias (A-V block, nodal rhythm), hypotension, nonspecific EKG changes, syncope

<b>Respiratory, Thoracic and Mediastinal Disorders</b>	bronchospasm; increased oral, pharyngeal and bronchial secretions; respiratory arrest; respiratory depression
<b>Skin and Sub-cutaneous Tissue Disorders</b>	rash, urticaria
<b>Gastrointestinal Disorders</b>	bowel cramps, diarrhea, flatulence, increased peristalsis
<b>Renal and Urinary Disorders</b>	urinary frequency
<b>Musculoskeletal and Connective Tissue Disorders</b>	arthralgia, muscle cramps, spasms, weakness
<b>Miscellaneous</b>	diaphoresis, flushing

## 7 DRUG INTERACTIONS

The pharmacokinetic interaction between neostigmine methylsulfate and other drugs has not been studied. Neostigmine methylsulfate is metabolized by microsomal enzymes in the liver. Use with caution when using Neostigmine Methylsulfate Injection with other drugs which may alter the activity of metabolizing enzymes or transporters.

## 8 USE IN SPECIFIC POPULATIONS

### 8.1 Pregnancy

#### Risk Summary

There are no adequate or well-controlled studies of Neostigmine Methylsulfate Injection in pregnant women. It is not known whether Neostigmine Methylsulfate Injection can cause fetal harm when administered to a pregnant woman or can affect reproductive capacity. The incidence of malformations in human pregnancies has not been established for neostigmine as the data are limited. All pregnancies, regardless of drug exposure, have a background risk of 2 to 4% for major birth defects, and 15 to 20% for pregnancy loss.

No adverse effects were noted in rats or rabbits treated with human equivalent doses of neostigmine methylsulfate doses up to 8.1 and 13 mcg/kg/day, respectively, during organogenesis (0.1 to 0.2 times the maximum recommended human dose of 5 mg/60 kg person/day based on body surface area comparisons).

Anticholinesterase drugs, including neostigmine, may cause uterine irritability and induce premature labor when administered to pregnant women near term.

Neostigmine Methylsulfate Injection should be given to a pregnant woman only if clearly needed.

#### Data

## *Animal Data*

In embryofetal development studies, rats and rabbits were administered neostigmine methylsulfate at human equivalent doses (HED, on a  $\text{mg}/\text{m}^2$  basis) of 1.6, 4 and 8.1  $\text{mcg}/\text{kg}/\text{day}$  and 3.2, 8.1, and 13  $\text{mcg}/\text{kg}/\text{day}$ , respectively, during the period of organogenesis (Gestation Days 6 through 17 for rats and Gestation Days 6 through 18 for rabbits). There was no evidence for a teratogenic effect in rats and rabbits up to HED 8.1 and 13  $\text{mcg}/\text{kg}/\text{day}$ , which are approximately 0.097 times and 0.16 times the MRHD of 5  $\text{mg}/60$  kg, respectively, in the presence of minimal maternal toxicity (tremors, ataxia, and prostration). The studies resulted in exposures in the animals well below predicted exposures in humans.

In a pre- and postnatal development study in rats, neostigmine methylsulfate was administered to pregnant female rats at human equivalent doses (HED) of 1.6, 4 and 8.1  $\text{mcg}/\text{kg}/\text{day}$  from Day 6 of gestation through Day 20 of lactation, with weaning on Day 21. There were no adverse effects on physical development, behavior, learning ability, or fertility in the offspring at HED doses up to 8.1  $\text{mcg}/\text{kg}/\text{day}$  which is 0.097 times the MRHD of 5  $\text{mg}/60$  kg on a  $\text{mg}/\text{m}^2$  basis in the presence of minimal maternal toxicity (tremors, ataxia, and prostration). The studies resulted in exposures in the animals well below predicted exposures in humans.

## **8.2 Lactation**

### Risk Summary

Neostigmine methylsulfate has not been studied in lactating women. It is not known whether neostigmine methylsulfate is present in human milk, or if neostigmine methylsulfate has effects on milk production or the breastfed child. Therefore, the developmental and health benefits of breastfeeding should be considered along with the mother's need for neostigmine methylsulfate and any potential adverse effects on the breastfed child from neostigmine methylsulfate or from the underlying maternal condition.

## **8.4 Pediatric Use**

Neostigmine Methylsulfate Injection is approved for the reversal of the effects of non-depolarizing neuromuscular blocking agents after surgery in pediatric patients of all ages.

Recovery of neuromuscular activity occurs more rapidly with smaller doses of cholinesterase inhibitors in infants and children than in adults. However, infants and small children may be at greater risk of complications from incomplete reversal of neuromuscular blockade due to decreased respiratory reserve. The risks associated with incomplete reversal outweigh any risk from giving higher doses of Neostigmine Methylsulfate Injection (up to 0.07  $\text{mg}/\text{kg}$  or up to a total of 5 mg, whichever is less).

The dose of Neostigmine Methylsulfate Injection required to reverse neuromuscular



blockade in children varies between 0.03 mg to 0.07 mg/kg, the same dose range shown to be effective in adults, and should be selected using the same criteria as used for adult patients [see *Clinical Pharmacology (12.3)*].

Since the blood pressure in pediatric patients, particularly infants and neonates, is sensitive to changes in heart rate, the effects of an anticholinergic agent (e.g., atropine) should be observed prior to administration of neostigmine to lessen the probability of bradycardia and hypotension.

### **8.5 Geriatric Use**

Because elderly patients are more likely to have decreased renal function, Neostigmine Methylsulfate Injection should be used with caution and monitored for a longer period in elderly patients. The duration of action of neostigmine methylsulfate is prolonged in the elderly; however, elderly patients also experience slower spontaneous recovery from neuromuscular blocking agents. Therefore, dosage adjustments are not generally needed in geriatric patients; however, they should be monitored for longer periods than younger adults to assure additional doses of Neostigmine Methylsulfate Injection are not required. The duration of monitoring should be predicated on the anticipated duration of action for the NMBA used on the patient [see *Dosage and Administration (2.3)*].

### **8.6 Renal Impairment**

Elimination half-life of neostigmine methylsulfate was prolonged in anephric patients compared to normal subjects.

Although no adjustments to Neostigmine Methylsulfate Injection dosing appear to be warranted in patients with impaired renal function, they should be closely monitored to assure the effects of the neuromuscular blocking agent, particularly one cleared by the kidneys, do not persist beyond those of Neostigmine Methylsulfate Injection. In this regard, the interval for re-dosing the neuromuscular blocking agent during the surgical procedure may be useful in determining whether, and to what extent, post-operative monitoring needs to be extended.

### **8.7 Hepatic Impairment**

The pharmacokinetics of neostigmine methylsulfate in patients with hepatic impairment have not been studied. Neostigmine methylsulfate is metabolized by microsomal enzymes in the liver. No adjustments to the dosing of Neostigmine Methylsulfate Injection appear to be warranted in patients with hepatic insufficiency. However, patients should be carefully monitored if hepatically cleared neuromuscular blocking agents were used during their surgical procedure as their duration of action may be prolonged by hepatic insufficiency whereas Neostigmine Methylsulfate Injection, which undergoes renal elimination, will not likely be affected. This could result in the effects of the neuromuscular blocking agent outlasting those of Neostigmine Methylsulfate Injection. This same situation may arise if the neuromuscular blocking agent has active metabolites. In this regard, the interval for re-dosing the neuromuscular blocking agent during the surgical procedure may be useful in determining whether, and to what extent, post-operative monitoring needs to be extended.

## **10 OVERDOSAGE**

Muscarinic symptoms (nausea, vomiting, diarrhea, sweating, increased bronchial and salivary secretions, and bradycardia) may appear with overdosage of Neostigmine Methylsulfate Injection (cholinergic crisis), but may be managed by the use of additional atropine or glycopyrrolate. The possibility of iatrogenic overdose can be lessened by carefully monitoring the muscle twitch response to peripheral nerve stimulation. Should overdosage occur, ventilation should be supported by artificial means until the adequacy of spontaneous respiration is assured, and cardiac function should be monitored.

Overdosage of Neostigmine Methylsulfate Injection can cause cholinergic crisis, which is characterized by increasing muscle weakness, and through involvement of the muscles of respiration, may result in death. Myasthenic crisis, due to an increase in the severity of the disease, is also accompanied by extreme muscle weakness and may be difficult to distinguish from cholinergic crisis on a symptomatic basis. However, such differentiation is extremely important because increases in the dose of Neostigmine Methylsulfate Injection or other drugs in this class, in the presence of cholinergic crisis or of a refractory or "insensitive" state, could have grave consequences. The two types of crises may be differentiated by the use of edrophonium chloride as well as by clinical judgment.

Treatment of the two conditions differs radically. Whereas the presence of myasthenic crisis requires more intensive anticholinesterase therapy, cholinergic crisis calls for the prompt withdrawal of all drugs of this type. The immediate use of atropine in cholinergic crisis is also recommended. Atropine may also be used to lessen gastrointestinal side effects or other muscarinic reactions; but such use, by masking signs of overdosage, can lead to inadvertent induction of cholinergic crisis.

## 11 DESCRIPTION

Neostigmine methylsulfate, a cholinesterase inhibitor, is (*m*-hydroxyphenyl) trimethylammonium methylsulfate dimethylcarbamate. The structural formula is:



Neostigmine methylsulfate is a white powder and is very soluble in water and soluble in alcohol. Neostigmine Methylsulfate Injection, USP is a sterile, nonpyrogenic solution intended for intravenous use.

Each mL of the 0.5 mg/mL strength contains neostigmine methylsulfate 0.5 mg, phenol 4.5 mg (used as preservative) and sodium acetate trihydrate 0.2 mg, in water for injection. The pH is adjusted, when necessary, with acetic acid/sodium hydroxide to achieve a value of 5.5.

Each mL of the 1 mg/mL strength contains neostigmine methylsulfate 1 mg, phenol 4.5 mg (used as preservative), and sodium acetate trihydrate 0.2 mg, in water for injection. The pH is adjusted, when necessary, with acetic acid/sodium hydroxide to achieve a value of 5.5.

## **12 CLINICAL PHARMACOLOGY**

### **12.1 Mechanism of Action**

Neostigmine methylsulfate is a competitive cholinesterase inhibitor. By reducing the breakdown of acetylcholine, neostigmine methylsulfate induces an increase in acetylcholine in the synaptic cleft which competes for the same binding site as nondepolarizing neuromuscular blocking agents, and reverses the neuromuscular blockade.

### **12.2 Pharmacodynamics**

Neostigmine methylsulfate-induced increases in acetylcholine levels results in the potentiation of both muscarinic and nicotinic cholinergic activity. The resulting elevation of acetylcholine competes with nondepolarizing neuromuscular blocking agents to reverse neuromuscular blockade. Neostigmine methylsulfate does not readily cross the blood-brain barrier and, therefore, does not significantly affect cholinergic function in the central nervous system.

### **12.3 Pharmacokinetics**

*Distribution:* Following intravenous injection, the observed neostigmine methylsulfate volume of distribution is reported between 0.12 and 1.4 L/kg. Protein binding of neostigmine methylsulfate to human serum albumin ranges from 15 to 25%.

*Metabolism:* Neostigmine methylsulfate is metabolized by microsomal enzymes in the liver.

*Elimination:* Following intravenous injection, the reported elimination half-life of neostigmine methylsulfate is between 24 and 113 minutes. Total body clearance of neostigmine methylsulfate is reported between 1.14 and 16.7 mL/min/kg.

*Renal impairment:* Elimination half-life of neostigmine methylsulfate was prolonged in anephric patients compared to normal subjects; elimination half-life for normal, transplant and anephric patients were  $79.8 \pm 48.6$ ,  $104.7 \pm 64$  and  $181 \pm 54$  min (mean

± SD), respectively.

*Hepatic impairment:* The pharmacokinetics of neostigmine methylsulfate in patients with hepatic impairment has not been studied.

*Pediatrics:* Elimination half-life of neostigmine methylsulfate in infants (2 to 10 months), children (1 to 6 years) and adults (29 to 48 years) were  $39 \pm 5$  min,  $48 \pm 16$  min, and  $67 \pm 8$  min (mean ± SD), respectively. Observed neostigmine methylsulfate clearance for infants, children and adults were  $14 \pm 3$ ,  $11 \pm 3$  and  $10 \pm 2$  mL/min/kg (mean ± SD), respectively.

*Drug Interaction Studies:* The pharmacokinetic interaction between neostigmine methylsulfate and other drugs has not been studied.

## **13 NONCLINICAL TOXICOLOGY**

### **13.1 Carcinogenesis, Mutagenesis, Impairment of Fertility**

*Carcinogenesis:* Long-term animal studies have not been performed to evaluate the carcinogenic potential of neostigmine.

*Genotoxicity:* Neostigmine methylsulfate was not mutagenic or clastogenic when evaluated in an in vitro bacterial reverse mutation assay (Ames test), an in vitro Chinese hamster ovary cell chromosomal aberration assay, or an in vivo mouse bone marrow micronucleus assay.

*Impairment of Fertility:* In a fertility and early embryonic development study in rats, male rats were treated for 28 days prior to mating and female rats were treated for 14 days prior to mating with intravenous neostigmine methylsulfate (human equivalent doses of 1.6, 4, and 8.1 mcg/kg/day, based on body surface area). No adverse effects were reported at any dose (up to 0.1 times the MRHD of 5 mg/60 kg person based on a body surface area comparison).

## **14 CLINICAL STUDIES**

The evidence for the efficacy of neostigmine methylsulfate for the reversal of the effects of non-depolarizing neuromuscular blocking agents after surgery is derived from the published literature. Randomized, spontaneous-recovery or placebo-controlled studies using similar efficacy endpoints evaluated a total of 404 adult and 80 pediatric patients undergoing various surgical procedures. Patients had reductions in their recovery time from neuromuscular blockade with neostigmine methylsulfate treatment compared to spontaneous recovery.

## **16 HOW SUPPLIED/STORAGE AND HANDLING**

Neostigmine Methylsulfate Injection, USP is a clear, colorless solution and is available in multi-dose USP Type-I clear glass tubular vials in the following package sizes:

<b>NDC No.</b>	<b>Strength</b>	<b>Vial Size</b>
68083-383-10	0.5 mg/mL	10 mL multiple-dose vial packaged in a carton containing 10 vials (Supplied in packages of 10)
68083-384-10	1 mg/mL	10 mL multiple-dose vial packaged in a carton containing 10 vials (Supplied in packages of 10)

The vial stopper is not made with natural rubber latex.

Neostigmine Methylsulfate Injection, USP should be stored at 20° to 25°C (68° to 77°F); excursions permitted to 15° to 30°C (59° to 86°F) (see USP Controlled Room Temperature). Protect from light. Store in carton until time of use.

Manufactured by:

**Gland Pharma Limited**

Pashamylaram

Hyderabad - 502 307, INDIA

Revised: 02/2021

**PACKAGE LABEL.PRINCIPAL DISPLAY PANEL - 10 mg/10 mL**

**NDC 68083-384-01**

**Neostigmine**

**Methylsulfate**

**Injection, USP**

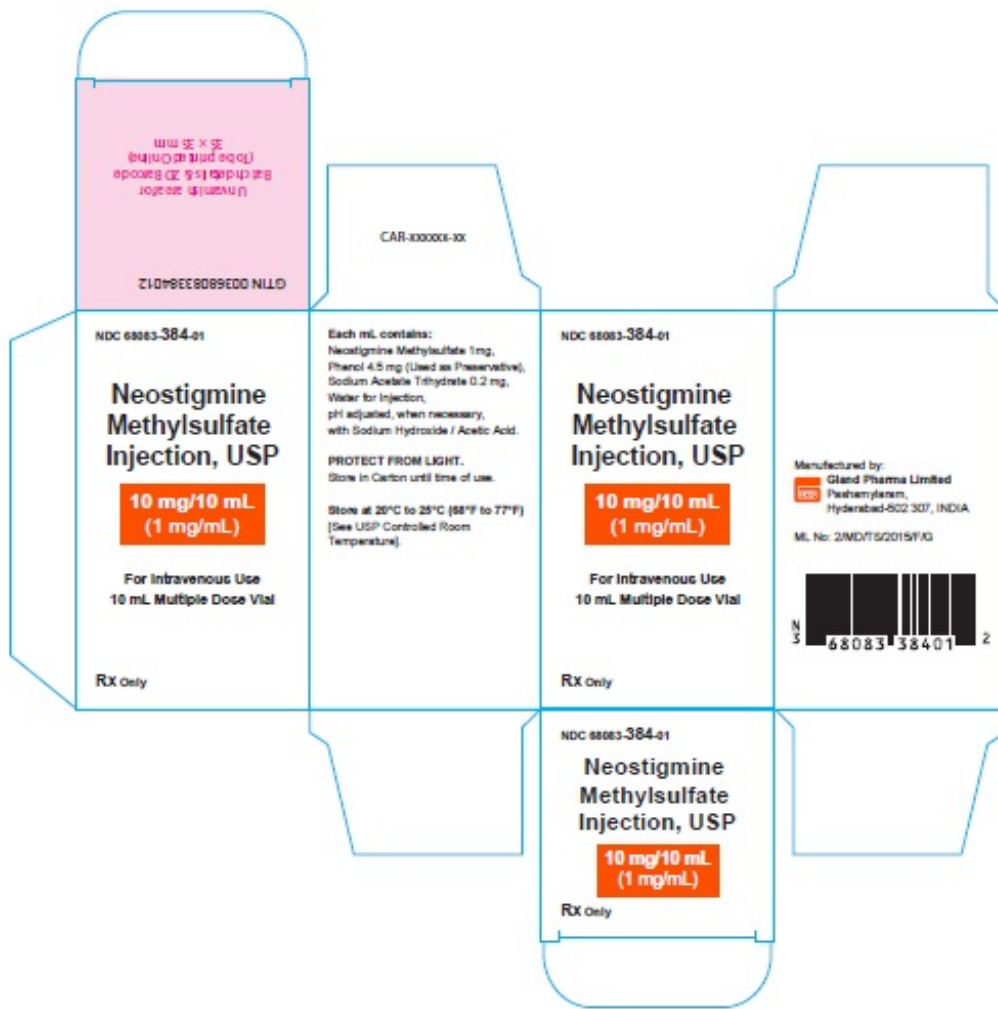
**10 mg/10 mL**

**(1 mg/mL)**

**For Intravenous Use**

**10 mL Multiple Dose Vial**

**Rx Only**



**NDC 68083-384-10**

**Neostigmine Methylsulfate**

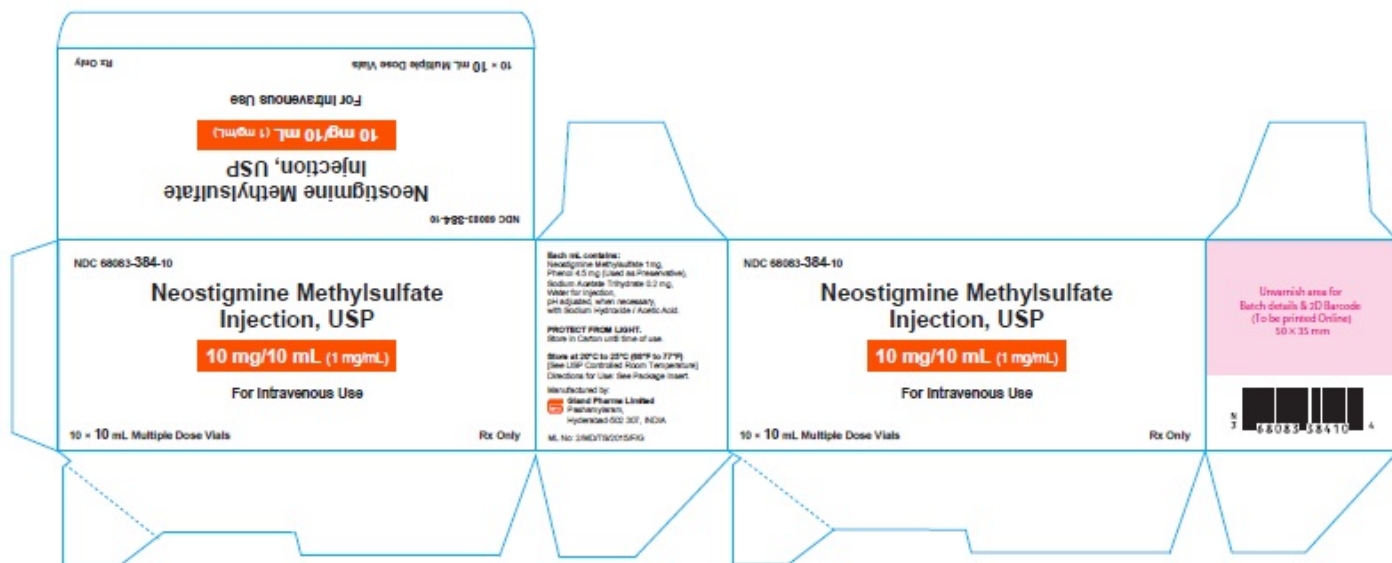
**Injection, USP**

**10 mg/10 mL (1 mg/mL)**

**For Intravenous Use**

**10 x 10 mL Multiple Dose Vial**

**Rx Only**



**NDC 68083-384-01**

**Neostigmine**

**Methylsulfate**

**Injection, USP**

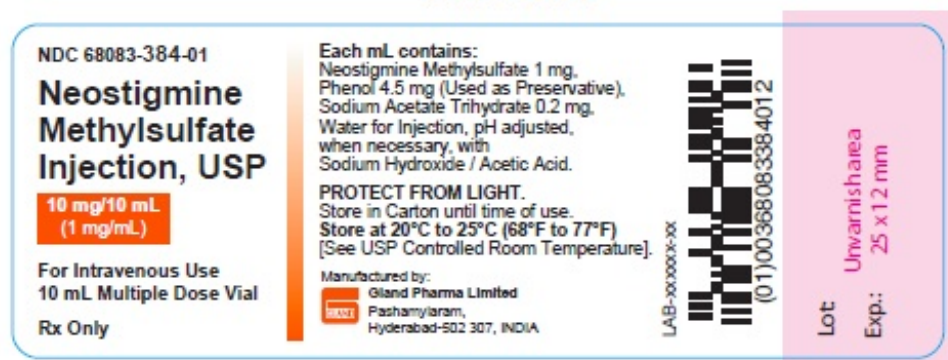
**10 mg/10 mL**

**(1 mg/mL)**

**For Intravenous Use**

**10 mL Multiple Dose Vial**

**Rx Only**



**PACKAGE LABEL.PRINCIPAL DISPLAY PANEL - 5 mg/10 mL**

**NDC 68083-383-01**

**Neostigmine**

**Methylsulfate**

**Injection, USP**

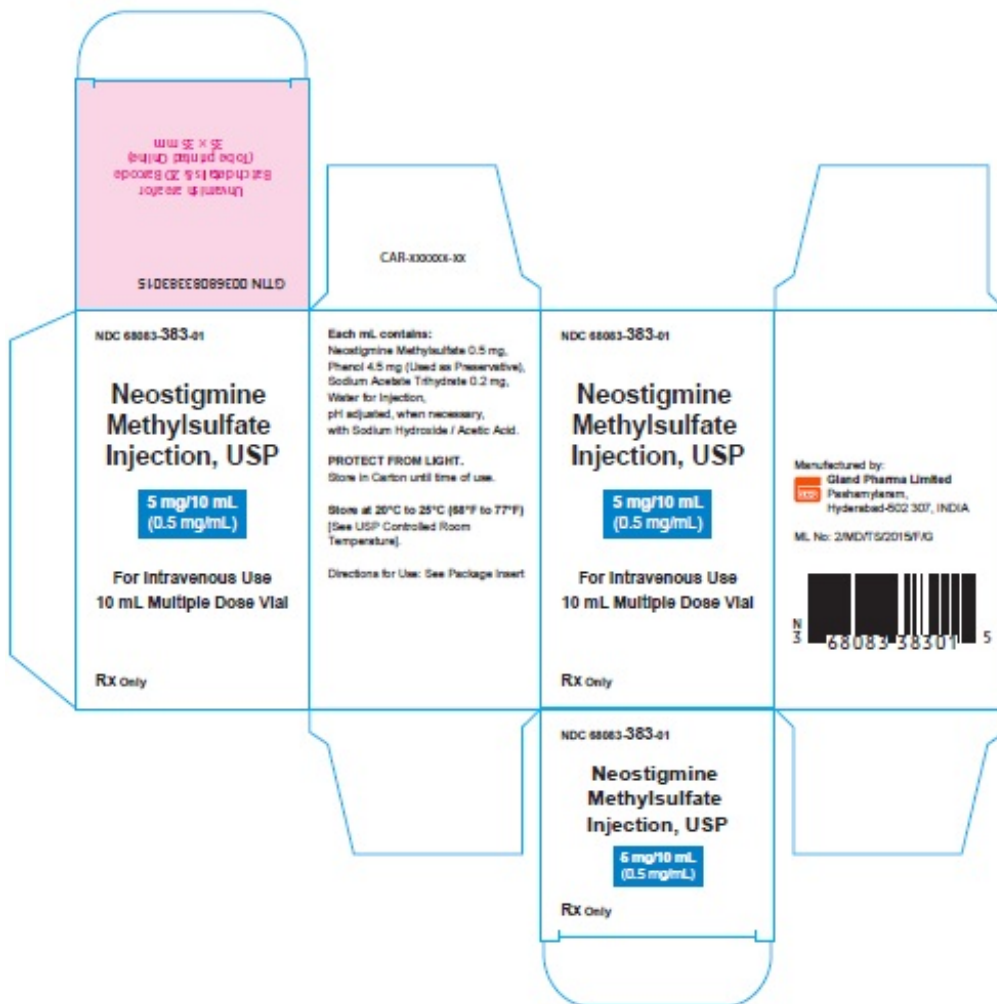
**5 mg/10 mL**

**(0.5 mg/mL)**

**For Intravenous Use**

**10 mL Multiple Dose Vial**

**Rx Only**



**NDC 68083-383-10**



# Neostigmine Methylsulfate

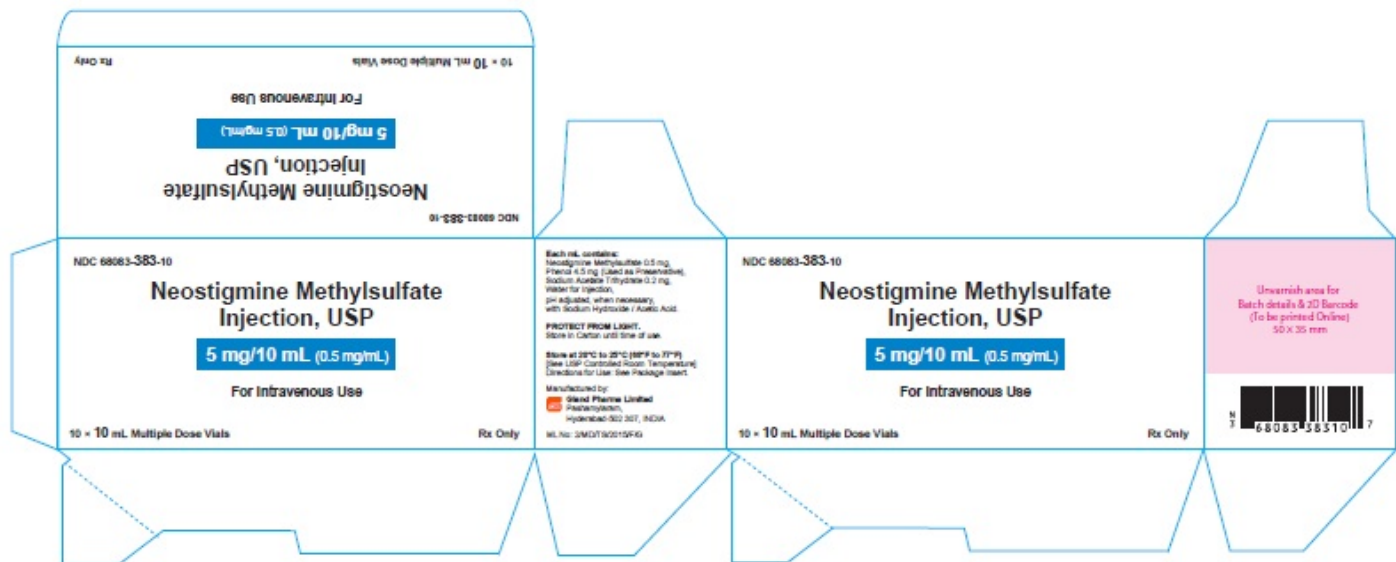
Injection, USP

5 mg/10 mL (0.5 mg/mL)

For Intravenous Use

10 x 10 mL Multiple Dose Vial

Rx Only



**NDC 68083-383-01**

**Neostigmine**

**Methylsulfate**

**Injection, USP**

**5 mg/10 mL**

**(0.5 mg/mL)**

**For Intravenous Use**

**10 mL Multiple Dose Vial**

**Rx Only**

NDC 68083-383-01

**Neostigmine  
Methylsulfate  
Injection, USP**

5 mg/10 mL  
(0.5 mg/mL)

For Intravenous Use  
10 mL Multiple Dose Vial

Rx Only

Each mL contains:  
Neostigmine Methylsulfate 0.5 mg,  
Phenol 4.5 mg (Used as Preservative),  
Sodium Acetate Trihydrate 0.2 mg,  
Water for Injection, pH adjusted,  
when necessary, with  
Sodium Hydroxide / Acetic Acid.

**PROTECT FROM LIGHT.**  
Store in Carton until time of use.  
Store at 20°C to 25°C (68°F to 77°F)  
[See USP Controlled Room Temperature].

Manufactured by  
Gland Pharma Limited  
Peshamylaram,  
Hyderabad-502 307, INDIA

LAB-XXXXXXXX-XX  
(01)00368083383015

Lot:  
Exp.:  
Unwarmish area  
25 x 12 mm

## NEOSTIGMINE METHYLSULFATE

neostigmine methylsulfate injection

### Product Information

<b>Product Type</b>	HUMAN PRESCRIPTION DRUG	<b>Item Code (Source)</b>	NDC:68083-383
<b>Route of Administration</b>	INTRAVENOUS		

### Active Ingredient/Active Moiety

Ingredient Name	Basis of Strength	Strength
<b>NEOSTIGMINE METHYLSULFATE</b> (UNII: 98IMH7M386) (NEOSTIGMINE - UNII:3982TWQ96G)	NEOSTIGMINE METHYLSULFATE	0.5 mg in 1 mL

### Inactive Ingredients

Ingredient Name	Strength
<b>PHENOL</b> (UNII: 339NCG44TV)	4.5 mg in 1 mL
<b>SODIUM ACETATE</b> (UNII: 4550K0SC9B)	0.2 mg in 1 mL
<b>WATER</b> (UNII: 059QF0KO0R)	
<b>ACETIC ACID</b> (UNII: Q40Q9N063P)	
<b>SODIUM HYDROXIDE</b> (UNII: 55X04QC32I)	

### Packaging

#	Item Code	Package Description	Marketing Start Date	Marketing End Date
1	NDC:68083-383-10	10 in 1 CARTON	10/21/2019	
1	NDC:68083-383-01	1 in 1 CARTON		
1		10 mL in 1 VIAL, MULTI-DOSE; Type 0: Not a Combination Product		

### Marketing Information

Marketing Category	Application Number or Monograph Citation	Marketing Start Date	Marketing End Date
ANDA	ANDA212968	10/21/2019	

## NEOSTIGMINE METHYLSULFATE

neostigmine methylsulfate injection

### Product Information

Product Type	HUMAN PRESCRIPTION DRUG	Item Code (Source)	NDC:68083-384
Route of Administration	INTRAVENOUS		

### Active Ingredient/Active Moiety

Ingredient Name	Basis of Strength	Strength
NEOSTIGMINE METHYLSULFATE (UNII: 981MH7M386) (NEOSTIGMINE - UNII:3982TWQ96G)	NEOSTIGMINE METHYLSULFATE	1 mg in 1 mL

### Inactive Ingredients

Ingredient Name	Strength
PHENOL (UNII: 339NCG44TV)	4.5 mg in 1 mL
SODIUM ACETATE (UNII: 4550K05C9B)	0.2 mg in 1 mL
WATER (UNII: 059QF0KO0R)	
ACETIC ACID (UNII: Q40Q9N063P)	
SODIUM HYDROXIDE (UNII: 55X04QC32I)	

### Packaging

#	Item Code	Package Description	Marketing Start Date	Marketing End Date
1	NDC:68083-384-10	10 in 1 CARTON	10/21/2019	
1	NDC:68083-384-01	1 in 1 CARTON		
1		10 mL in 1 VIAL, MULTI-DOSE; Type 0: Not a Combination Product		

### Marketing Information

Marketing Category	Application Number or Monograph Citation	Marketing Start Date	Marketing End Date
ANDA	ANDA212968	10/21/2019	

**Labeler** - Gland Pharma Limited (918601238)

## Establishment

Name	Address	ID/FEI	Business Operations
Gland Pharma Limited		858971074	ANALYSIS(68083-383, 68083-384) , MANUFACTURE(68083-383, 68083-384) , PACK(68083-383, 68083-384)

Revised: 2/2021

Gland Pharma Limited