

FINASTERIDE- finasteride tablet, film coated Coupler LLC

HIGHLIGHTS OF PRESCRIBING INFORMATION

These highlights do not include all the information needed to use FINASTERIDE TABLETS safely and effectively. See full prescribing information for FINASTERIDE TABLETS.

**FINASTERIDE tablets, for oral use
Initial U.S. Approval: 1992**

INDICATIONS AND USAGE

Finasteride, is a 5 α -reductase inhibitor, indicated for the treatment of symptomatic benign prostatic hyperplasia (BPH) in men with an enlarged prostate to (1.1):

- Improve symptoms
- Reduce the risk of acute urinary retention
- Reduce the risk of the need for surgery including transurethral resection of the prostate (TURP) and prostatectomy.

Finasteride tablets administered in combination with the alpha-blocker doxazosin are indicated to reduce the risk of symptomatic progression of BPH (a confirmed ≥ 4 point increase in American Urological Association (AUA) symptom score) (1.2).

Limitations of Use: Finasteride tablets are not approved for the prevention of prostate cancer (1.3).

DOSAGE AND ADMINISTRATION

Finasteride tablets may be administered with or without meals (2).

Monotherapy: One tablet (5 mg) taken once a day (2.1).

Combination with Doxazosin: One tablet (5 mg) taken once a day in combination with the alpha-blocker doxazosin (2.2).

DOSAGE FORMS AND STRENGTHS

5 mg film-coated tablets (3).

CONTRAINDICATIONS

Hypersensitivity to any components of this product (4).

Females who are or may potentially be pregnant (4, 5.3, 8.1, 16).

WARNINGS AND PRECAUTIONS

- Finasteride reduces serum prostate specific antigen (PSA) levels by approximately 50%. However, any confirmed increase in PSA while on finasteride may signal the presence of prostate cancer and should be evaluated, even if those values are still within the normal range for men not taking a 5 α -reductase inhibitor (5.1).
- Finasteride may increase the risk of high-grade prostate cancer (5.2, 6.1).
- Females should not handle crushed or broken finasteride tablets when they are pregnant or may potentially be pregnant due to potential risk to a male fetus (5.3, 8.1, 16).
- Finasteride is not indicated for use in pediatric patients or females (5.4, 8.1, 8.2, 8.4, 12.3).
- Prior to initiating treatment with finasteride for BPH, consideration should be given to other urological conditions that may cause similar symptoms (5.6).

ADVERSE REACTIONS

The drug-related adverse reactions, reported in $\geq 1\%$ in patients treated with finasteride and greater than in patients treated with placebo over a 4-year study are: impotence, decreased libido, decreased volume of ejaculate, breast enlargement, breast tenderness and rash (6.1).

To report SUSPECTED ADVERSE REACTIONS, contact Aurobindo Pharma USA, Inc. at 1-866-850-2876 or FDA at 1-800-FDA-1088 or www.fda.gov/medwatch .

FULL PRESCRIBING INFORMATION: CONTENTS*

1 INDICATIONS AND USAGE

- 1.1 Monotherapy
- 1.2 Combination with Alpha-Blocker
- 1.3 Limitations of Use

2 DOSAGE AND ADMINISTRATION

- 2.1 Monotherapy
- 2.2 Combination with Alpha-Blocker

3 DOSAGE FORMS AND STRENGTHS

4 CONTRAINDICATIONS

5 WARNINGS AND PRECAUTIONS

- 5.1 Effects on Prostate Specific Antigen (PSA) and the Use of PSA in Prostate Cancer Detection
- 5.2 Increased Risk of High-Grade Prostate Cancer
- 5.3 Exposure of Females - Risk to Male Fetus
- 5.4 Pediatric Patients and Females
- 5.5 Effect on Semen Characteristics
- 5.6 Consideration of Other Urological Conditions

6 ADVERSE REACTIONS

- 6.1 Clinical Trials Experience
- 6.2 Postmarketing Experience

7 DRUG INTERACTIONS

- 7.1 Cytochrome P450-Linked Drug Metabolizing Enzyme System
- 7.2 Other Concomitant Therapy

8 USE IN SPECIFIC POPULATIONS

- 8.1 Pregnancy
- 8.2 Lactation
- 8.3 Females and Males of Reproductive Potential
- 8.4 Pediatric Use
- 8.5 Geriatric Use
- 8.6 Hepatic Impairment
- 8.7 Renal Impairment

10 OVERDOSAGE

11 DESCRIPTION

12 CLINICAL PHARMACOLOGY

- 12.1 Mechanism of Action
- 12.2 Pharmacodynamics
- 12.3 Pharmacokinetics

13 NONCLINICAL TOXICOLOGY

- 13.1 Carcinogenesis, Mutagenesis, Impairment of Fertility

14 CLINICAL STUDIES

- 14.1 Monotherapy
- 14.2 Combination with Alpha-Blocker Therapy

14.3 Summary of Clinical Studies

16 HOW SUPPLIED/STORAGE AND HANDLING

17 PATIENT COUNSELING INFORMATION

17.1 Increased Risk of High-Grade Prostate Cancer

17.2 Exposure of Females - Risk to Male Fetus

17.3 Additional Instructions

* Sections or subsections omitted from the full prescribing information are not listed.

FULL PRESCRIBING INFORMATION

1 INDICATIONS AND USAGE

1.1 Monotherapy

Finasteride tablets are indicated for the treatment of symptomatic benign prostatic hyperplasia (BPH) in men with an enlarged prostate to:

- Improve symptoms
- Reduce the risk of acute urinary retention
- Reduce the risk of the need for surgery including transurethral resection of the prostate (TURP) and prostatectomy.

1.2 Combination with Alpha-Blocker

Finasteride tablets administered in combination with the alpha-blocker doxazosin are indicated to reduce the risk of symptomatic progression of BPH (a confirmed ≥ 4 point increase in American Urological Association (AUA) symptom score).

1.3 Limitations of Use

Finasteride tablets are not approved for the prevention of prostate cancer.

2 DOSAGE AND ADMINISTRATION

Finasteride tablets may be administered with or without meals.

2.1 Monotherapy

The recommended dose of finasteride tablets is one tablet (5 mg) taken once a day [see *Clinical Studies (14.1)*].

2.2 Combination with Alpha-Blocker

The recommended dose of finasteride tablets is one tablet (5 mg) taken once a day in combination with the alpha-blocker doxazosin [see *Clinical Studies (14.2)*].

3 DOSAGE FORMS AND STRENGTHS

5 mg: Blue colored, circular, biconvex, beveled edged film-coated tablets debossed with 'E' on one side and '61' on the other side.

4 CONTRAINDICATIONS

Finasteride tablets are contraindicated in the following:

- Hypersensitivity to any component of this medication.
- **Pregnancy.** Finasteride use is contraindicated in females when they are or may potentially be pregnant. Because of the ability of Type II 5 α -reductase inhibitors to inhibit the conversion of testosterone to 5 α -dihydrotestosterone (DHT), finasteride may cause abnormalities of the external genitalia of a male fetus of a pregnant female who receives finasteride. If this drug is used during pregnancy, or if pregnancy occurs while taking this drug, the pregnant female should be apprised of the potential hazard to the male fetus. [See also *Warnings and Precautions (5.3)*, *Use in Specific Populations (8.1)*, and *How Supplied/Storage and Handling (16)*.] In female rats, low doses of finasteride administered during pregnancy have produced abnormalities of the external genitalia in male offspring.

5 WARNINGS AND PRECAUTIONS

5.1 Effects on Prostate Specific Antigen (PSA) and the Use of PSA in Prostate Cancer Detection

In clinical studies, finasteride reduced serum PSA concentration by approximately 50% within six months of treatment. This decrease is predictable over the entire range of PSA values in patients with symptomatic BPH, although it may vary in individuals.

For interpretation of serial PSAs in men taking finasteride, a new PSA baseline should be established at least six months after starting treatment and PSA monitored periodically thereafter. Any confirmed increase from the lowest PSA value while on finasteride may signal the presence of prostate cancer and should be evaluated, even if PSA levels are still within the normal range for men not taking a 5 α -reductase inhibitor. Non-compliance with finasteride therapy may also affect PSA test results. To interpret an isolated PSA value in patients treated with finasteride for six months or more, PSA values should be doubled for comparison with normal ranges in untreated men. These adjustments preserve the utility of PSA to detect prostate cancer in men treated with finasteride.

Finasteride may also cause decreases in serum PSA in the presence of prostate cancer.

The ratio of free to total PSA (percent free PSA) remains constant even under the influence of finasteride. If clinicians elect to use percent free PSA as an aid in the detection of prostate cancer in men undergoing finasteride therapy, no adjustment to its value appears necessary.

5.2 Increased Risk of High-Grade Prostate Cancer

Men aged 55 and over with a normal digital rectal examination and PSA \leq 3 ng/mL at baseline taking finasteride 5 mg/day in the 7-year Prostate Cancer Prevention Trial (PCPT) had an increased risk of Gleason score 8 to 10 prostate cancer (finasteride 1.8% vs. placebo 1.1%). [See *Indications and Usage (1.3)* and *Adverse Reactions (6.1)*.] Similar results were observed in a 4-year placebo-controlled clinical trial with another 5 α -reductase inhibitor (dutasteride, AVODART) (1% dutasteride vs. 0.5% placebo). 5 α -reductase inhibitors may increase the risk of development of high-grade prostate cancer. Whether the effect of 5 α -reductase inhibitors to reduce prostate volume, or study-related factors, impacted the results of these studies has not been established.

5.3 Exposure of Females - Risk to Male Fetus

Finasteride is contraindicated in pregnant females and in females who may potentially be pregnant and not indicated for use in females. Based on animal studies and the mechanism of action, finasteride may cause abnormal development of external genitalia in a male fetus if administered to a pregnant female. Females who are pregnant or may potentially be pregnant should not handle crushed or broken finasteride tablets. Finasteride tablets are coated and will prevent contact with the active ingredient during normal handling, provided that the tablets have not been broken or crushed. If a pregnant female comes in contact with crushed or broken finasteride tablets, the contact area should be washed immediately with soap and water. [See *Contraindications (4)*, *Use in Specific Populations (8.1)*, *Clinical Pharmacology (12.1 and 12.3)*, and *How Supplied/Storage and Handling (16)*.]

5.4 Pediatric Patients and Females

Finasteride is not indicated for use in pediatric patients [see *Use in Specific Populations (8.4)* and *Clinical Pharmacology (12.3)*] or females [see also *Warnings and Precautions (5.3)*, *Use in Specific Populations (8.1)*, *Clinical Pharmacology (12.3)*, and *How Supplied/Storage and Handling (16)*].

5.5 Effect on Semen Characteristics

Treatment with finasteride for 24 weeks to evaluate semen parameters in healthy male volunteers revealed no clinically meaningful effects on sperm concentration, mobility, morphology, or pH. A 0.6 mL (22.1%) median decrease in ejaculate volume with a concomitant reduction in total sperm per ejaculate was observed. These parameters remained within the normal range and were reversible upon discontinuation of therapy with an average time to return to baseline of 84 weeks.

5.6 Consideration of Other Urological Conditions

Prior to initiating treatment with finasteride, consideration should be given to other urological conditions that may cause similar symptoms. In addition, prostate cancer and BPH may coexist.

Patients with large residual urinary volume and/or severely diminished urinary flow should be carefully monitored for obstructive uropathy. These patients may not be candidates for finasteride therapy.

6 ADVERSE REACTIONS

6.1 Clinical Trials Experience

Because clinical trials are conducted under widely varying conditions, adverse reaction rates observed in the clinical trials of a drug cannot be directly compared to rates in the clinical trials of another drug and may not reflect the rates observed in clinical practice.

4-Year Placebo-Controlled Study (A Long-Term Efficacy and Safety Study)

In a long-term efficacy and safety study, 1524 patients treated with finasteride and 1516 patients treated with placebo were evaluated for safety over a period of 4 years. The most frequently reported adverse reactions were related to sexual function. 3.7% (57 patients) treated with finasteride and 2.1% (32 patients) treated with placebo discontinued therapy as a result of adverse reactions related to sexual function, which are the most frequently reported adverse reactions.

Table 1 presents the only clinical adverse reactions considered possibly, probably or definitely drug related by the investigator, for which the incidence on finasteride was $\geq 1\%$ and greater than placebo over the 4 years of the study. In years 2 to 4 of the study, there was no significant difference between treatment groups in the incidences of impotence, decreased libido and ejaculation disorder.

Table 1: Drug-Related Adverse Experiences

	Year 1 (%)		Years 2, 3 and 4* (%)	
	Finasteride	Placebo	Finasteride	Placebo
Impotence	8.1	3.7	5.1	5.1
Decreased Libido	6.4	3.4	2.6	2.6
Decreased Volume of Ejaculate	3.7	0.8	1.5	0.5
Ejaculation Disorder	0.8	0.1	0.2	0.1
Breast Enlargement	0.5	0.1	1.8	1.1
Breast Tenderness	0.4	0.1	0.7	0.3
Rash	0.5	0.2	0.5	0.1

* Combined Years 2 to 4

N = 1524 and 1516, finasteride vs. placebo, respectively

Phase III Studies and 5-Year Open Extensions

The adverse experience profile in the 1-year, placebo-controlled, Phase III studies, the 5-year open extensions, and a long-term efficacy and safety study were similar.

Medical Therapy of Prostatic Symptoms (MTOPS) Study

In the MTOPS study, 3047 men with symptomatic BPH were randomized to receive finasteride 5 mg/day (n=768), doxazosin 4 or 8 mg/day (n=756), the combination of finasteride 5 mg/day and doxazosin 4 or 8 mg/day (n=786), or placebo (n=737) for 4 to 6 years. [See *Clinical Studies (14.2).*]

The incidence rates of drug-related adverse experiences reported by $\geq 2\%$ of patients in any treatment group in the MTOPS Study are listed in Table 2.

The individual adverse effects which occurred more frequently in the combination group compared to either drug alone were: asthenia, postural hypotension, peripheral edema, dizziness, decreased libido, rhinitis, abnormal ejaculation, impotence and abnormal sexual function (see Table 2). Of these, the incidence of abnormal ejaculation in patients receiving combination therapy was comparable to the sum of the incidences of this adverse experience reported for the two monotherapies.

Combination therapy with finasteride and doxazosin was associated with no new clinical adverse experience.

Four patients in MTOPS reported the adverse experience breast cancer. Three of these patients were on finasteride only and one was on combination therapy. [See *Long-Term Data.*]

The MTOPS Study was not specifically designed to make statistical comparisons between groups for reported adverse experiences. In addition, direct comparisons of safety data between the MTOPS study and previous studies of the single agents may not be appropriate based upon differences in patient population, dosage or dose regimen, and other procedural and study design elements.

Table 2: Incidence $\geq 2\%$ in One or More Treatment Groups Drug-Related Clinical Adverse Experiences in MTOPS

Adverse Experience	Placebo (N=737) (%)	Doxazosin 4 mg or 8 mg* (N=756) (%)	Finasteride (N=768) (%)	Combination (N=786) (%)
Body as a whole				
Asthenia	7.1	15.7	5.3	16.8
Headache	2.3	4.1	2	2.3

Cardiovascular Hypotension Postural Hypotension	0.7 8	3.4 16.7	1.2 9.1	1.5 17.8
Metabolic and Nutritional Peripheral Edema	0.9	2.6	1.3	3.3
Nervous Dizziness Libido Decreased Somnolence	8.1 5.7 1.5	17.7 7 3.7	7.4 10 1.7	23.2 11.6 3.1
Respiratory Dyspnea Rhinitis	0.7 0.5	2.1 1.3	0.7 1	1.9 2.4
Urogenital Abnormal Ejaculation Gynecomastia Impotence Sexual Function Abnormal	2.3 0.7 12.2 0.9	4.5 1.1 14.4 2	7.2 2.2 18.5 2.5	14.1 1.5 22.6 3.1

* Doxazosin dose was achieved by weekly titration (1 to 2 to 4 to 8 mg). The final tolerated dose (4 mg or 8 mg) was administered at end-Week 4. Only those patients tolerating at least 4 mg were kept on doxazosin. The majority of patients received the 8 mg dose over the duration of the study.

Long-Term Data

High-Grade Prostate Cancer

The PCPT trial was a 7-year randomized, double-blind, placebo-controlled trial that enrolled 18,882 men ≥ 55 years of age with a normal digital rectal examination and a PSA ≤ 3 ng/mL. Men received either finasteride 5 mg or placebo daily. Patients were evaluated annually with PSA and digital rectal exams. Biopsies were performed for elevated PSA, an abnormal digital rectal exam, or the end of study. The incidence of Gleason score 8 to 10 prostate cancer was higher in men treated with finasteride (1.8%) than in those treated with placebo (1.1%) [see *Indications and Usage (1.3)* and *Warnings and Precautions (5.2)*]. In a 4-year placebo-controlled clinical trial with another 5 α -reductase inhibitor (dutasteride, AVODART), similar results for Gleason score 8 to 10 prostate cancer were observed (1% dutasteride vs. 0.5% placebo).

No clinical benefit has been demonstrated in patients with prostate cancer treated with finasteride.

Breast Cancer

During the 4- to 6-year placebo- and comparator-controlled MTOPS study that enrolled 3047 men, there were 4 cases of breast cancer in men treated with finasteride but no

cases in men not treated with finasteride. During the 4-year, placebo-controlled a long-term efficacy and safety study that enrolled 3040 men, there were 2 cases of breast cancer in placebo-treated men but no cases in men treated with finasteride. During the 7-year placebo-controlled Prostate Cancer Prevention Trial (PCPT) that enrolled 18,882 men, there was 1 case of breast cancer in men treated with finasteride, and 1 case of breast cancer in men treated with placebo. The relationship between long-term use of finasteride and male breast neoplasia is currently unknown.

Sexual Function

There is no evidence of increased sexual adverse experiences with increased duration of treatment with finasteride. New reports of drug-related sexual adverse experiences decreased with duration of therapy.

6.2 Postmarketing Experience

The following additional adverse events have been reported in postmarketing experience with finasteride. Because these events are reported voluntarily from a population of uncertain size, it is not always possible to reliably estimate their frequency or establish a causal relationship to drug exposure:

- hypersensitivity reactions, such as pruritus, urticaria, and angioedema (including swelling of the lips, tongue, throat, and face)
- testicular pain
- hematospermia
- sexual dysfunction that continued after discontinuation of treatment, including erectile dysfunction, decreased libido and ejaculation disorders (e.g., reduced ejaculate volume). These events were reported rarely in men taking finasteride for the treatment of BPH. Most men were older and were taking concomitant medications and/or had co-morbid conditions. The independent role of finasteride in these events is unknown.
- male infertility and/or poor seminal quality were reported rarely in men taking finasteride for the treatment of BPH. Normalization or improvement of poor seminal quality has been reported after discontinuation of finasteride. The independent role of finasteride in these events is unknown.
- depression
- male breast cancer.

The following additional adverse event related to sexual dysfunction that continued after discontinuation of treatment has been reported in postmarketing experience with finasteride at lower doses used to treat male pattern baldness. Because the event is reported voluntarily from a population of uncertain size, it is not always possible to reliably estimate its frequency or establish a causal relationship to drug exposure:

- orgasm disorders

7 DRUG INTERACTIONS

7.1 Cytochrome P450-Linked Drug Metabolizing Enzyme System

No drug interactions of clinical importance have been identified. Finasteride does not appear to affect the cytochrome P450-linked drug metabolizing enzyme system. Compounds that have been tested in man have included antipyrine, digoxin, propranolol, theophylline, and warfarin and no clinically meaningful interactions were found.

7.2 Other Concomitant Therapy

Although specific interaction studies were not performed, finasteride was concomitantly used in clinical studies with acetaminophen, acetylsalicylic acid, α -blockers, angiotensin-converting enzyme (ACE) inhibitors, analgesics, anti-convulsants, beta-adrenergic blocking agents, diuretics, calcium channel blockers, cardiac nitrates, HMG-CoA reductase inhibitors, nonsteroidal anti-inflammatory drugs (NSAIDs), benzodiazepines, H₂ antagonists and quinolone anti-infectives without evidence of clinically significant adverse interactions.

8 USE IN SPECIFIC POPULATIONS

8.1 Pregnancy

Risk Summary

Finasteride is contraindicated in pregnant females and not indicated for use in females. Based on animal studies and the mechanism of action, finasteride may cause abnormal development of external genitalia in a male fetus if administered to a pregnant female [see *Warnings and Precautions (5.3)* and *Clinical Pharmacology (12.1)*].

In an embryo-fetal development study in rats, there was a dose-dependent increase in hypospadias that occurred in 3.6 to 100% of male offspring of pregnant rats administered oral finasteride during the period of major organogenesis at doses approximately 0.1 to 86 times the maximum recommended human dose (MRHD) of 5 mg/day (based on AUC at animal doses of 0.1 to 100 mg/kg/day). Decreased prostatic and seminal vesicular weights, delayed preputial separation and transient nipple development were also observed in male offspring at oral maternal doses approximately 0.03 times the MRHD (based on AUC at animal dose of 0.03 mg/kg/day), along with decreased anogenital distance in male offspring at oral maternal doses approximately 0.003 times the MRHD (based on AUC at animal dose of 0.003 mg/kg/day).

Finasteride is a Type II 5 α -reductase inhibitor that prevents conversion of testosterone to 5 α -dihydrotestosterone (DHT), a hormone necessary for normal development of male genitalia. If this drug is used during pregnancy, or if the patient becomes pregnant while taking this drug, the patient should be apprised of the potential hazard to the male fetus.

Abnormal male genital development is an expected consequence when conversion of testosterone to 5 α -dihydrotestosterone (DHT) is inhibited by 5 α -reductase inhibitors. These outcomes are similar to those reported in male infants with genetic 5 α -reductase deficiency. Females could be exposed to finasteride through contact with crushed or

broken finasteride tablets or semen from a male partner taking finasteride. With regard to finasteride exposure through the skin, finasteride tablets are coated and will prevent skin contact with finasteride during normal handling if the tablets have not been crushed or broken. Females who are pregnant or may potentially be pregnant should not handle crushed or broken finasteride tablets because of possible exposure of a male fetus. With regard to potential finasteride exposure through semen, three studies have been conducted that measured finasteride concentrations in semen in men receiving finasteride 5 mg/day. In these studies the highest amount of finasteride in semen was estimated to be 50- to 100-fold less than the dose of finasteride (5 mcg) that had no effect on circulating DHT levels in men [see *Data and Clinical Pharmacology (12.3)*].

Data

Human Data

In 2 studies of healthy subjects (n=69) receiving finasteride 5 mg/day for 6 to 24 weeks, finasteride concentrations in semen ranged from undetectable (<0.1 ng/mL) to 10.54 ng/mL. In an earlier study using a less sensitive assay, finasteride concentrations in semen of 16 subjects receiving finasteride 5 mg/day ranged from undetectable (<1.0 ng/mL) to 21 ng/mL. Using the highest semen level measured and assuming 100% absorption would be up to 105 ng per day, which is 50- to 100-fold less than the dose of finasteride (5 mcg) that had no effect on circulating DHT levels in men [see *Clinical Pharmacology (12.3)*].

Animal Data

In an embryo-fetal development study, pregnant rats received finasteride during the period of major organogenesis (gestation days 6 to 17). At maternal doses of oral finasteride approximately 0.1 to 86 times the maximum recommended human dose (MRHD) of 5 mg/day (based on AUC at animal doses of 0.1 to 100 mg/kg/day) there was a dose-dependent increase in hypospadias that occurred in 3.6 to 100% of male offspring. Exposure multiples were estimated using data from nonpregnant rats. Days 16 to 17 of gestation is a critical period in male fetal rats for differentiation of the external genitalia. At oral maternal doses approximately 0.03 times the MRHD (based on AUC at animal dose of 0.03 mg/kg/day), male offspring had decreased prostatic and seminal vesicular weights, delayed preputial separation and transient nipple development. Decreased anogenital distance occurred in male offspring of pregnant rats that received approximately 0.003 times the MRHD (based on AUC at animal dose of 0.003 mg/kg/day). No abnormalities were observed in female offspring at any maternal dose of finasteride.

No developmental abnormalities were observed in the offspring of untreated females mated with finasteride treated male rats that received approximately 61 times the MRHD (based on AUC at animal dose of 80 mg/kg/day). Slightly decreased fertility was observed in male offspring after administration of about 3 times the MRHD (based on AUC at animal dose of 3 mg/kg/day) to female rats during late gestation and lactation. No effects on fertility were seen in female offspring under these conditions.

No evidence of male external genital malformations or other abnormalities were observed in rabbit fetuses exposed to finasteride during the period of major organogenesis (gestation days 6 to 18) at maternal oral doses up to 100 mg/kg/day, (finasteride exposure levels were not measured in rabbits). However, this study may not have included the critical period for finasteride effects on development of male external genitalia in the rabbit.

The fetal effects of maternal finasteride exposure during the period of embryonic and fetal development were evaluated in the rhesus monkey (gestation days 20 to 100), in a species and development period more predictive of specific effects in humans than the studies in rats and rabbits. Intravenous administration of finasteride to pregnant monkeys at doses as high as 800 ng/day (estimated maximal blood concentration of 1.86 ng/mL or about 143 times the highest estimated exposure of pregnant females to finasteride from semen of men taking 5 mg/day) resulted in no abnormalities in male fetuses. In confirmation of the relevance of the rhesus model for human fetal development, oral administration of a dose of finasteride (2 mg/kg/day or approximately 18,000 times the highest estimated blood levels of finasteride from semen of men taking 5 mg/day) to pregnant monkeys resulted in external genital abnormalities in male fetuses. No other abnormalities were observed in male fetuses and no finasteride-related abnormalities were observed in female fetuses at any dose.

8.2 Lactation

Risk Summary

Finasteride is not indicated for use in females.

8.3 Females and Males of Reproductive Potential

Infertility

Females

Finasteride is not indicated for use in females.

Males

Treatment with finasteride for 24 weeks to evaluate semen parameters in healthy male volunteers revealed no clinically meaningful effects on sperm concentration, mobility, morphology, or pH. A 0.6 mL (22.1%) median decrease in ejaculate volume with a concomitant reduction in total sperm per ejaculate was observed. These parameters remained within the normal range and were reversible upon discontinuation of therapy with an average time to return to baseline of 84 weeks [see *Warnings and Precautions (5.5)*].

There have been postmarketing reports of male infertility and/or poor seminal quality; normalization or improvement of seminal quality has been reported after discontinuation of finasteride [see *Adverse Reactions (6.2)*].

8.4 Pediatric Use

Finasteride is not indicated for use in pediatric patients.

Safety and effectiveness in pediatric patients have not been established.

8.5 Geriatric Use

Of the total number of subjects included in a long-term efficacy and safety study, 1480 and 105 subjects were 65 and over and 75 and over, respectively. No overall differences in safety or effectiveness were observed between these subjects and younger subjects, and other reported clinical experience has not identified differences in responses between the elderly and younger patients. No dosage adjustment is necessary in the elderly [see *Clinical Pharmacology (12.3)* and *Clinical Studies (14)*].

8.6 Hepatic Impairment

Caution should be exercised in the administration of finasteride in those patients with liver function abnormalities, as finasteride is metabolized extensively in the liver [see *Clinical Pharmacology (12.3)*].

8.7 Renal Impairment

No dosage adjustment is necessary in patients with renal impairment [see *Clinical Pharmacology (12.3)*].

10 OVERDOSAGE

Patients have received single doses of finasteride up to 400 mg and multiple doses of finasteride up to 80 mg/day for three months without adverse effects. Until further experience is obtained, no specific treatment for an overdose with finasteride can be recommended.

Significant lethality was observed in male and female mice at single oral doses of 1500 mg/m² (500 mg/kg) and in female and male rats at single oral doses of 2360 mg/m² (400 mg/kg) and 5900 mg/m² (1000 mg/kg), respectively.

11 DESCRIPTION

Finasteride, a synthetic 4-azasteroid compound, is a specific inhibitor of steroid Type II 5 α -reductase, an intracellular enzyme that converts the androgen testosterone into 5 α -dihydrotestosterone (DHT).

Finasteride is 4-azaandrost-1-ene-17-carboxamide, N-(1,1-dimethylethyl)-3-oxo-, (5 α ,17 β)-. The molecular formula of finasteride is C₂₃H₃₆N₂O₂ and its molecular weight is 372.55. Its structural formula is:

Finasteride USP is a white crystalline powder with a melting point near 250°C. It is freely soluble in chloroform and in lower alcohol solvents, but is practically insoluble in water.

Finasteride tablets, USP for oral administration are film-coated tablets that contain 5 mg of finasteride and the following inactive ingredients: lactose monohydrate, microcrystalline cellulose, sodium starch glycolate, pregelatinised starch (maize), docusate sodium, magnesium stearate, hypromellose, hydroxypropyl cellulose, titanium dioxide, talc, iron oxide yellow, and FD&C Blue #2 aluminum lake.

12 CLINICAL PHARMACOLOGY

12.1 Mechanism of Action

The development and enlargement of the prostate gland is dependent on the potent androgen, 5 α -dihydrotestosterone (DHT). Type II 5 α -reductase metabolizes testosterone to DHT in the prostate gland, liver and skin. DHT induces androgenic effects by binding to androgen receptors in the cell nuclei of these organs.

Finasteride is a competitive and specific inhibitor of Type II 5 α -reductase with which it slowly forms a stable enzyme complex. Turnover from this complex is extremely slow ($t_{1/2} \sim 30$ days). This has been demonstrated both *in vivo* and *in vitro*. Finasteride has no affinity for the androgen receptor. In man, the 5 α -reduced steroid metabolites in blood and urine are decreased after administration of finasteride.

12.2 Pharmacodynamics

In man, a single 5 mg oral dose of finasteride produces a rapid reduction in serum DHT concentration, with the maximum effect observed 8 hours after the first dose. The suppression of DHT is maintained throughout the 24-hour dosing interval and with continued treatment. Daily dosing of finasteride at 5 mg/day for up to 4 years has been shown to reduce the serum DHT concentration by approximately 70%. The median circulating level of testosterone increased by approximately 10 to 20% but remained within the physiologic range. In a separate study in healthy men treated with finasteride 1 mg per day (n=82) or placebo (n=69), mean circulating levels of testosterone and estradiol were increased by approximately 15% as compared to baseline, but these remained within the physiologic range.

In patients receiving finasteride 5 mg/day, increases of about 10% were observed in luteinizing hormone (LH) and follicle-stimulating hormone (FSH), but levels remained within the normal range. In healthy volunteers, treatment with finasteride did not alter the response of LH and FSH to gonadotropin-releasing hormone indicating that the hypothalamic-pituitary-testicular axis was not affected.

In patients with BPH, finasteride has no effect on circulating levels of cortisol, prolactin, thyroid-stimulating hormone, or thyroxine. No clinically meaningful effect was observed on the plasma lipid profile (i.e., total cholesterol, low density lipoproteins, high density lipoproteins and triglycerides) or bone mineral density.

Adult males with genetically inherited Type II 5 α -reductase deficiency also have decreased levels of DHT. Except for the associated urogenital defects present at birth, no other clinical abnormalities related to Type II 5 α -reductase deficiency have been observed in these individuals. These individuals have a small prostate gland throughout life and do not develop BPH.

In patients with BPH treated with finasteride (1 to 100 mg/day) for 7 to 10 days prior to prostatectomy, an approximate 80% lower DHT content was measured in prostatic tissue removed at surgery, compared to placebo; testosterone tissue concentration was increased up to 10 times over pretreatment levels, relative to placebo. Intraprostatic content of PSA was also decreased.

In healthy male volunteers treated with finasteride for 14 days, discontinuation of therapy resulted in a return of DHT levels to pretreatment levels in approximately 2 weeks. In patients treated for three months, prostate volume, which declined by approximately 20%, returned to close to baseline value after approximately three months of discontinuation of therapy.

12.3 Pharmacokinetics

Absorption

In a study of 15 healthy young subjects, the mean bioavailability of finasteride 5 mg tablets was 63% (range 34 to 108%), based on the ratio of area under the curve (AUC) relative to an intravenous (IV) reference dose. Maximum finasteride plasma concentration averaged 37 ng/mL (range, 27 to 49 ng/mL) and was reached 1 to 2 hours postdose. Bioavailability of finasteride was not affected by food.

Distribution

Mean steady-state volume of distribution was 76 liters (range, 44 to 96 liters). Approximately 90% of circulating finasteride is bound to plasma proteins. There is a slow accumulation phase for finasteride after multiple dosing. After dosing with 5 mg/day of finasteride for 17 days, plasma concentrations of finasteride were 47 and 54% higher than after the first dose in men 45 to 60 years old (n=12) and \geq 70 years old (n=12), respectively. Mean trough concentrations after 17 days of dosing were 6.2 ng/mL (range, 2.4 to 9.8 ng/mL) and 8.1 ng/mL (range, 1.8 to 19.7 ng/mL), respectively, in the two age groups. Although steady state was not reached in this study, mean trough plasma concentration in another study in patients with BPH (mean age, 65 years) receiving 5 mg/day was 9.4 ng/mL (range, 7.1 to 13.3 ng/mL; n=22) after over a year of dosing.

Finasteride has been shown to cross the blood brain barrier but does not appear to distribute preferentially to the CSF.

In 2 studies of healthy subjects (n=69) receiving finasteride 5 mg/day for 6 to 24 weeks, finasteride concentrations in semen ranged from undetectable (<0.1 ng/mL) to 10.54 ng/mL. In an earlier study using a less sensitive assay, finasteride concentrations in the semen of 16 subjects receiving finasteride 5 mg/day ranged from undetectable (<1 ng/mL) to 21 ng/mL. Thus, based on a 5 mL ejaculate volume, the amount of finasteride

in semen was estimated to be 50- to 100-fold less than the dose of finasteride (5 mcg) that had no effect on circulating DHT levels in men [see also *Use in Specific Populations (8.1)*].

Metabolism

Finasteride is extensively metabolized in the liver, primarily via the cytochrome P450 3A4 enzyme subfamily. Two metabolites, the t-butyl side chain monohydroxylated and monocarboxylic acid metabolites, have been identified that possess no more than 20% of the 5 α -reductase inhibitory activity of finasteride.

Excretion

In healthy young subjects (n=15), mean plasma clearance of finasteride was 165 mL/min (range, 70 to 279 mL/min) and mean elimination half-life in plasma was 6 hours (range, 3 to 16 hours). Following an oral dose of ¹⁴C-finasteride in man (n=6), a mean of 39% (range, 32 to 46%) of the dose was excreted in the urine in the form of metabolites; 57% (range, 51 to 64%) was excreted in the feces.

The mean terminal half-life of finasteride in subjects \geq 70 years of age was approximately 8 hours (range, 6 to 15 hours; n=12), compared with 6 hours (range, 4 to 12 hours; n=12) in subjects 45 to 60 years of age. As a result, mean AUC_(0-24 hr) after 17 days of dosing was 15% higher in subjects \geq 70 years of age than in subjects 45 to 60 years of age (p=0.02).

**Table 3: Mean (SD)
Pharmacokinetic Parameters in
Healthy Young Subjects (n=15)**

	Mean (\pm SD)
Bioavailability	63% (34 to 108%)*
Clearance (mL/min)	165 (55)
Volume of Distribution (L)	76 (14)
Half-Life (hours)	6.2 (2.1)

* Range

Pediatric

Finasteride pharmacokinetics have not been investigated in patients <18 years of age.

Finasteride is not indicated for use in pediatric patients [see *Warnings and Precautions (5.4)*, *Use in Specific Populations (8.4)*].

Gender

Finasteride is not indicated for use in females [see *Contraindications (4)*, *Warnings and*

Precautions (5.3 and 5.4), Use in Specific Populations (8.1), and How Supplied/Storage and Handling (16)] .

Geriatric

No dosage adjustment is necessary in the elderly. Although the elimination rate of finasteride is decreased in the elderly, these findings are of no clinical significance. [See *Clinical Pharmacology (12.3)* and *Use in Specific Populations (8.5)*.]

Table 4: Mean (SD) Noncompartmental Pharmacokinetic Parameters After Multiple Doses of 5 mg/day in Older Men

	Mean (\pm SD)	
	45 to 60 years old (n=12)	\geq 70 years old (n=12)
AUC (ng•hr/mL)	389 (98)	463 (186)
Peak Concentration (ng/mL)	46.2 (8.7)	48.4 (14.7)
Time to Peak (hours)	1.8 (0.7)	1.8 (0.6)
Half-Life (hours)*	6 (1.5)	8.2 (2.5)

* First-dose values; all other parameters are last-dose values

Race

The effect of race on finasteride pharmacokinetics has not been studied.

Hepatic Impairment

The effect of hepatic impairment on finasteride pharmacokinetics has not been studied. Caution should be exercised in the administration of finasteride in those patients with liver function abnormalities, as finasteride is metabolized extensively in the liver.

Renal Impairment

No dosage adjustment is necessary in patients with renal impairment. In patients with chronic renal impairment, with creatinine clearances ranging from 9 to 55 mL/min, AUC, maximum plasma concentration, half-life, and protein binding after a single dose of ¹⁴C-finasteride were similar to values obtained in healthy volunteers. Urinary excretion of metabolites was decreased in patients with renal impairment. This decrease was associated with an increase in fecal excretion of metabolites. Plasma concentrations of metabolites were significantly higher in patients with renal impairment (based on a 60% increase in total radioactivity AUC). However, finasteride has been well tolerated in BPH patients with normal renal function receiving up to 80 mg/day for 12 weeks, where exposure of these patients to metabolites would presumably be much greater.

13 NONCLINICAL TOXICOLOGY

13.1 Carcinogenesis, Mutagenesis, Impairment of Fertility

Carcinogenesis

No evidence of a tumorigenic effect was observed in a 24-month study in Sprague-Dawley rats receiving doses of finasteride up to 160 mg/kg/day in males and 320 mg/kg/day in females. These doses produced respective systemic exposure in rats of 111 and 274 times those observed in man receiving the recommended human dose of 5 mg/day. All exposure calculations were based on calculated AUC_(0-24 hr) for animals and mean AUC_(0-24 hr) for man (0.4 mcg•hr/mL).

In a 19-month carcinogenicity study in CD-1 mice, a statistically significant ($p \leq 0.05$) increase in the incidence of testicular Leydig cell adenomas was observed at 228 times the human exposure (250 mg/kg/day). In mice at 23 times the human exposure, estimated (25 mg/kg/day) and in rats at 39 times the human exposure (40 mg/kg/day) an increase in the incidence of Leydig cell hyperplasia was observed. A positive correlation between the proliferative changes in the Leydig cells and an increase in serum LH levels (2- to 3-fold above control) has been demonstrated in both rodent species treated with high doses of finasteride. No drug-related Leydig cell changes were seen in either rats or dogs treated with finasteride for 1 year at 30 and 350 times (20 mg/kg/day and 45 mg/kg/day, respectively) or in mice treated for 19 months at 2.3 times the human exposure, estimated (2.5 mg/kg/day).

Mutagenesis

No evidence of mutagenicity was observed in an *in vitro* bacterial mutagenesis assay, a mammalian cell mutagenesis assay, or in an *in vitro* alkaline elution assay. In an *in vitro* chromosome aberration assay, using Chinese hamster ovary cells, there was a slight increase in chromosome aberrations. These concentrations correspond to 4000 to 5000 times the peak plasma levels in man given a total dose of 5 mg. In an *in vivo* chromosome aberration assay in mice, no treatment-related increase in chromosome aberration was observed with finasteride at the maximum tolerated dose of 250 mg/kg/day (228 times the human exposure) as determined in the carcinogenicity studies.

Impairment of Fertility

In sexually mature male rabbits treated with finasteride at 543 times the human exposure (80 mg/kg/day) for up to 12 weeks, no effect on fertility, sperm count, or ejaculate volume was seen. In sexually mature male rats treated with 61 times the human exposure (80 mg/kg/day), there were no significant effects on fertility after 6 or 12 weeks of treatment; however, when treatment was continued for up to 24 or 30 weeks, there was an apparent decrease in fertility, fecundity and an associated significant decrease in the weights of the seminal vesicles and prostate. All these effects were reversible within 6 weeks of discontinuation of treatment. No drug-related effect on testes or on mating performance has been seen in rats or rabbits. This decrease in fertility in finasteride-treated rats is secondary to its effect on accessory sex organs (prostate and seminal vesicles) resulting in failure to form a seminal plug. The seminal plug is essential for normal fertility in rats and is not relevant in man.

14 CLINICAL STUDIES

14.1 Monotherapy

Finasteride 5 mg/day was initially evaluated in patients with symptoms of BPH and enlarged prostates by digital rectal examination in two 1-year, placebo-controlled, randomized, double-blind studies and their 5-year open extensions.

Finasteride was further evaluated in a long-term efficacy and safety study, a double-blind, randomized, placebo-controlled, 4-year, multicenter study. 3040 patients between the ages of 45 and 78, with moderate to severe symptoms of BPH and an enlarged prostate upon digital rectal examination, were randomized into the study (1524 to finasteride, 1516 to placebo) and 3016 patients were evaluable for efficacy. 1883 patients completed the 4-year study (1000 in the finasteride group, 883 in the placebo group).

Effect on Symptom Score

Symptoms were quantified using a score similar to the American Urological Association Symptom Score, which evaluated both obstructive symptoms (impairment of size and force of stream, sensation of incomplete bladder emptying, delayed or interrupted urination) and irritative symptoms (nocturia, daytime frequency, need to strain or push the flow of urine) by rating on a 0 to 5 scale for six symptoms and a 0 to 4 scale for one symptom, for a total possible score of 34.

Patients in a long-term efficacy and safety study had moderate to severe symptoms at baseline (mean of approximately 15 points on a 0 to 34 point scale). Patients randomized to finasteride who remained on therapy for 4 years had a mean (\pm 1 SD) decrease in symptom score of 3.3 (\pm 5.8) points compared with 1.3 (\pm 5.6) points in the placebo group. (See Figure 1.) A statistically significant improvement in symptom score was evident at 1 year in patients treated with finasteride vs. placebo (-2.3 vs. -1.6), and this improvement continued through Year 4.

Results seen in earlier studies were comparable to those seen in a long-term efficacy and safety study. Although an early improvement in urinary symptoms was seen in some patients, a therapeutic trial of at least 6 months was generally necessary to assess whether a beneficial response in symptom relief had been achieved. The improvement in BPH symptoms was seen during the first year and maintained throughout an additional 5 years of open extension studies.

Effect on Acute Urinary Retention and the Need for Surgery

In a long-term efficacy and safety study, efficacy was also assessed by evaluating treatment failures. Treatment failure was prospectively defined as BPH-related urological events or clinical deterioration, lack of improvement and/or the need for alternative therapy. BPH-related urological events were defined as urological surgical intervention and acute urinary retention requiring catheterization. Complete event information was available for 92% of the patients. The following table (Table 5) summarizes the results.

Table 5: All Treatment Failures in a Long-Term Efficacy and Safety Study

Event	Patients (%)*		Relative Risk †	95% CI	P Value †
	Placebo N=1503	Finasteride N=1513			
All Treatment Failures	37.1	26.2	0.68	(0.57 to 0.79)	<0.001
Surgical Interventions for BPH	10.1	4.6	0.45	(0.32 to 0.63)	<0.001
Acute Urinary Retention Requiring Catheterization	6.6	2.8	0.43	(0.28 to 0.66)	<0.001
Two consecutive symptom scores ≥ 20	9.2	6.7			
Bladder Stone	0.4	0.5			
Incontinence	2.1	1.7			
Renal Failure	0.5	0.6			
UTI	5.7	4.9			
Discontinuation due to worsening of BPH, lack of improvement, or to receive other medical treatment	21.8	13.3			

* Patients with multiple events may be counted more than once for each type of event

†Hazard ratio based on log rank test

Compared with placebo, finasteride was associated with a significantly lower risk for acute urinary retention or the need for BPH-related surgery [13.2% for placebo vs 6.6% for finasteride; 51% reduction in risk, 95% CI: (34 to 63%)]. Compared with placebo, finasteride was associated with a significantly lower risk for surgery [10.1% for placebo vs 4.6% for finasteride; 55% reduction in risk, 95% CI: (37 to 68%)] and with a significantly lower risk of acute urinary retention [6.6% for placebo vs 2.8% for finasteride; 57% reduction in risk, 95% CI: (34 to 72%)]; see Figures 2 and 3.

Effect on Maximum Urinary Flow Rate

In the patients in a long-term efficacy and safety study who remained on therapy for the duration of the study and had evaluable urinary flow data, finasteride increased maximum urinary flow rate by 1.9 mL/sec compared with 0.2 mL/sec in the placebo group.

There was a clear difference between treatment groups in maximum urinary flow rate in favor of finasteride by month 4 (1 vs. 0.3 mL/sec) which was maintained throughout the study. In the earlier 1-year studies, increase in maximum urinary flow rate was comparable to a long-term efficacy and safety study and was maintained through the first year and throughout an additional 5 years of open extension studies.

Effect on Prostate Volume

In a long-term efficacy and safety study, prostate volume was assessed yearly by magnetic resonance imaging (MRI) in a subset of patients. In patients treated with finasteride who remained on therapy, prostate volume was reduced compared with both

baseline and placebo throughout the 4-year study. Finasteride decreased prostate volume by 17.9% (from 55.9 cc at baseline to 45.8 cc at 4 years) compared with an increase of 14.1% (from 51.3 cc to 58.5 cc) in the placebo group ($p < 0.001$). (See Figure 4.)

Results seen in earlier studies were comparable to those seen in a long-term efficacy and safety study. Mean prostate volume at baseline ranged between 40 to 50 cc. The reduction in prostate volume was seen during the first year and maintained throughout an additional five years of open extension studies.

Prostate Volume as a Predictor of Therapeutic Response

A meta-analysis combining 1-year data from seven double-blind, placebo-controlled studies of similar design, including 4491 patients with symptomatic BPH, demonstrated that, in patients treated with finasteride, the magnitude of symptom response and degree of improvement in maximum urinary flow rate were greater in patients with an enlarged prostate at baseline.

14.2 Combination with Alpha-Blocker Therapy

The Medical Therapy of Prostatic Symptoms (MTOPS) Trial was a double-blind, randomized, placebo-controlled, multicenter, 4- to 6-year study (average 5 years) in 3047 men with symptomatic BPH, who were randomized to receive finasteride 5 mg/day ($n=768$), doxazosin 4 or 8 mg/day ($n=756$), the combination of finasteride 5 mg/day and doxazosin 4 or 8 mg/day ($n=786$), or placebo ($n=737$). All participants underwent weekly titration of doxazosin (or its placebo) from 1 to 2 to 4 to 8 mg/day. Only those who tolerated the 4 or 8 mg dose level were kept on doxazosin (or its placebo) in the study. The participant's final tolerated dose (either 4 mg or 8 mg) was administered beginning at end-Week 4. The final doxazosin dose was administered once per day, at bedtime.

The mean patient age at randomization was 62.6 years (± 7.3 years). Patients were Caucasian (82%), African American (9%), Hispanic (7%), Asian (1%) or Native American ($< 1\%$). The mean duration of BPH symptoms was 4.7 years (± 4.6 years). Patients had moderate to severe BPH symptoms at baseline with a mean AUA symptom score of approximately 17 out of 35 points. Mean maximum urinary flow rate was 10.5 mL/sec (± 2.6 mL/sec). The mean prostate volume as measured by transrectal ultrasound was 36.3 mL (± 20.1 mL). Prostate volume was ≤ 20 mL in 16% of patients, ≥ 50 mL in 18% of patients and between 21 and 49 mL in 66% of patients.

The primary endpoint was a composite measure of the first occurrence of any of the following five outcomes: a ≥ 4 point confirmed increase from baseline in symptom score, acute urinary retention, BPH-related renal insufficiency (creatinine rise), recurrent urinary tract infections or urosepsis, or incontinence. Compared to placebo, treatment with finasteride, doxazosin, or combination therapy resulted in a reduction in the risk of experiencing one of these five outcome events by 34% ($p=0.002$), 39% ($p < 0.001$), and 67% ($p < 0.001$), respectively. Combination therapy resulted in a significant reduction in the risk of the primary endpoint compared to treatment with finasteride alone (49%; $p \leq 0.001$) or doxazosin alone (46%; $p \leq 0.001$). (See Table 6.)

Table 6: Count and Percent Incidence of Primary Outcome Events by Treatment Group in MTOPS

Event	Treatment Group				
	Placebo N=737 N (%)	Doxazosin N=756 N (%)	Finasteride N=768 N (%)	Combination N=786 N (%)	Total N=3047 N (%)
AUA 4-point rise	100 (13.6)	59 (7.8)	74 (9.6)	41 (5.2)	274 (9)
Acute urinary retention	18 (2.4)	13 (1.7)	6 (0.8)	4 (0.5)	41 (1.3)
Incontinence	8 (1.1)	11 (1.5)	9 (1.2)	3 (0.4)	31 (1)
Recurrent UTI/urosepsis	2 (0.3)	2 (0.3)	0 (0)	1 (0.1)	5 (0.2)
Creatinine rise	0 (0)	0 (0)	0 (0)	0 (0)	0 (0)
Total Events	128 (17.4)	85 (11.2)	89 (11.6)	49 (6.2)	351 (11.5)

The majority of the events (274 out of 351; 78%) was a confirmed ≥ 4 point increase in symptom score, referred to as symptom score progression. The risk of symptom score progression was reduced by 30% ($p=0.016$), 46% ($p<0.001$), and 64% ($p<0.001$) in patients treated with finasteride, doxazosin, or the combination, respectively, compared to patients treated with placebo (see Figure 5). Combination therapy significantly reduced the risk of symptom score progression compared to the effect of finasteride alone ($p<0.001$) and compared to doxazosin alone ($p=0.037$).

Treatment with finasteride, doxazosin or the combination of finasteride with doxazosin, reduced the mean symptom score from baseline at year 4. Table 7 provides the mean change from baseline for AUA symptom score by treatment group for patients who remained on therapy for four years.

Table 7: Change From Baseline in AUA Symptom Score by Treatment Group at Year 4 in MTOPS

	Placebo N=534	Doxazosin N=582	Finasteride N=565	Combination N=598
Baseline Mean (SD)	16.8 (6)	17 (5.9)	17.1 (6)	16.8 (5.8)
Mean Change AUA Symptom Score (SD)	-4.9 (5.8)	-6.6 (6.1)	-5.6 (5.9)	-7.4 (6.3)
Comparison to Placebo (95% CI)		-1.8 (-2.5, -1.1)	-0.7 (-1.4, 0)	-2.5 (-3.2, -1.8)
Comparison to Doxazosin alone (95% CI)				-0.7 (-1.4, 0)
Comparison to Finasteride alone (95% CI)				-1.8 (-2.5, -1.1)

The results of MTOPS are consistent with the findings of the 4-year, placebo-controlled study a long-term efficacy and safety study [see *Clinical Studies (14.1)*] in that treatment with finasteride reduces the risk of acute urinary retention and the need for BPH-related surgery. In MTOPS, the risk of developing acute urinary retention was reduced by 67% in patients treated with finasteride compared to patients treated with placebo (0.8% for

finasteride and 2.4% for placebo). Also, the risk of requiring BPH-related invasive therapy was reduced by 64% in patients treated with finasteride compared to patients treated with placebo (2% for finasteride and 5.4% for placebo).

14.3 Summary of Clinical Studies

The data from these studies, showing improvement in BPH-related symptoms, reduction in treatment failure (BPH-related urological events), increased maximum urinary flow rates, and decreasing prostate volume, suggest that finasteride arrests the disease process of BPH in men with an enlarged prostate.

16 HOW SUPPLIED/STORAGE AND HANDLING

Finasteride Tablets USP, 5 mg are blue colored, circular, biconvex, beveled edged film-coated tablets debossed with 'E' on one side and '61' on the other side.

Bottles of 30	NDC 65862-149-30
Bottles of 90	NDC 65862-149-90
Bottles of 100	NDC 65862-149-01
Bottles of 500	NDC 65862-149-05

Store at 20° to 25°C (68° to 77°F); excursions permitted to 15° to 30°C (59° to 86°F) [see USP Controlled Room Temperature]. Protect from light and keep container tightly closed.

Females should not handle crushed or broken finasteride tablets when they are pregnant or may potentially be pregnant because of the possibility of absorption of finasteride and the subsequent potential risk to a male fetus [see *Warnings and Precautions (5.3) and Use in Specific Populations (8.1)*].

17 PATIENT COUNSELING INFORMATION

Advise the patient to read the FDA-approved patient labeling (Patient Information).

17.1 Increased Risk of High-Grade Prostate Cancer

Patients should be informed that there was an increase in high-grade prostate cancer in men treated with 5 α -reductase inhibitors indicated for BPH treatment, including finasteride, compared to those treated with placebo in studies looking at the use of these drugs to prevent prostate cancer [see *Indications and Usage (1.3), Warnings and Precautions (5.2), and Adverse Reactions (6.1)*].

17.2 Exposure of Females - Risk to Male Fetus

Physicians should inform patients that females who are pregnant or may potentially be pregnant should not handle crushed or broken finasteride tablets because of the

possibility of absorption of finasteride and the subsequent potential risk to the male fetus. Finasteride tablets are coated and will prevent contact with the active ingredient during normal handling, provided that the tablets have not been broken or crushed. If a female who is pregnant or may potentially be pregnant comes in contact with crushed or broken finasteride tablets, the contact area should be washed immediately with soap and water [see *Contraindications (4), Warnings and Precautions (5.3), Use in Specific Populations (8.1) and How Supplied/Storage and Handling (16)*].

17.3 Additional Instructions

Physicians should inform patients that the volume of ejaculate may be decreased in some patients during treatment with finasteride. This decrease does not appear to interfere with normal sexual function. However, impotence and decreased libido may occur in patients treated with finasteride [see *Adverse Reactions (6.1)*].

Physicians should instruct their patients to promptly report any changes in their breasts such as lumps, pain or nipple discharge. Breast changes including breast enlargement, tenderness and neoplasm have been reported [see *Adverse Reactions (6.1)*].

Physicians should instruct their patients to read the patient package insert before starting therapy with finasteride and to reread it each time the prescription is renewed so that they are aware of current information for patients regarding finasteride.

Distributed by:

Aurobindo Pharma USA, Inc.
279 Princeton-Hightstown Road
East Windsor, NJ 08520

Manufactured by:

Aurobindo Pharma Limited
Hyderabad-500 032, India

Revised: 09/2021

Finasteride Tablets, USP

Patient Information about Finasteride Tablets, USP

(fin-AS-tur-eyed)

Finasteride tablets are for use by men only.

Please read this leaflet before you start taking finasteride tablets. Also, read it each time you renew your prescription, just in case anything has changed. Remember, this leaflet does not take the place of careful discussions with your doctor. You and your doctor should discuss finasteride tablets when you start taking your medication and at regular checkups.

What are finasteride tablets?

Finasteride tablets are a medication used to treat symptoms of benign prostatic hyperplasia (BPH) in men with an enlarged prostate. Finasteride tablets may also be used to reduce the risk of a sudden inability to pass urine and the need for surgery related to BPH in men with an enlarged prostate.

Finasteride tablets may be prescribed along with another medicine, an alpha-blocker called doxazosin, to help you better manage your BPH symptoms.

Who should NOT take finasteride tablets?

Finasteride tablets are for use by MEN only.

Do Not Take finasteride tablets if you are:

- a woman who is pregnant or may potentially be pregnant. Finasteride tablets may harm your unborn baby. Do not touch or handle crushed or broken finasteride tablets (see **“A warning about finasteride tablets and pregnancy”**).
- allergic to finasteride or any of the ingredients in finasteride tablets. See the end of this leaflet for a complete list of ingredients in finasteride tablets.

A warning about finasteride tablets and pregnancy:

Women who are or may potentially be pregnant must not use finasteride tablets. They should also not handle crushed or broken tablets of finasteride. Finasteride tablets are coated and will prevent contact with the active ingredient during normal handling, provided that the tablets are not broken or crushed.

If a woman who is pregnant with a male baby absorbs the active ingredient in finasteride tablets after oral use or through the skin, it may cause the male baby to be born with abnormalities of the sex organs. If a woman who is pregnant comes into contact with the active ingredient in finasteride tablets, a doctor should be consulted.

How should I take finasteride tablets?

Follow your doctor's instruction.

- Take one tablet by mouth each day. To avoid forgetting to take finasteride tablets, you can take them at the same time every day.
- If you forget to take finasteride tablets, do not take an extra tablet. Just take the next tablet as usual.
- You may take finasteride tablets with or without food.
- Do not share finasteride tablets with anyone else; they were prescribed only for you.

What are the possible side effects of finasteride tablets?

Finasteride tablets may increase the chance of a more serious form of prostate cancer.

The most common side effects of finasteride tablets include:

- trouble getting or keeping an erection (impotence)
- decrease in sex drive
- decreased volume of ejaculate
- ejaculation disorders
- enlarged or painful breast. You should promptly report to your doctor any changes in your breasts such as lumps, pain or nipple discharge.

The following have been reported in general use with finasteride tablets and/or finasteride at lower doses:

- allergic reactions, including rash, itching, hives, and swelling of the lips, tongue, throat, and face
- rarely, some men may have testicular pain
- blood in semen
- trouble getting or keeping an erection that continued after stopping the medication
- problems with ejaculation that continued after stopping the medication
- male infertility and/or poor quality of semen. Improvement in the quality of semen has been reported after stopping the medication.
- depression
- decrease in sex drive that continued after stopping the medication
- in rare cases, male breast cancer has been reported.

You should discuss side effects with your doctor before taking finasteride tablets and anytime you think you are having a side effect. These are not all the possible side effects with finasteride tablets. For more information, ask your doctor or pharmacist.

Call your doctor for medical advice about side effects. You may report side effects to FDA at: 1-800-FDA-1088.

What you need to know while taking finasteride tablets:

- **You should see your doctor regularly while taking finasteride tablets.** Follow your doctor's advice about when to have these checkups.
- **Checking for prostate cancer.** Your doctor has prescribed finasteride tablets for BPH and not for treatment of prostate cancer — but a man can have BPH and prostate cancer at the same time. Your doctor may continue checking for prostate cancer while you take finasteride tablets.
- **About Prostate-Specific Antigen (PSA).** Your doctor may have done a blood test called PSA for the screening of prostate cancer. Because finasteride tablets decreases PSA levels, you should tell your doctor(s) that you are taking finasteride tablets. Changes in PSA levels will need to be evaluated by your doctor(s). Any

increase in follow-up PSA levels from their lowest point may signal the presence of prostate cancer and should be evaluated, even if the test results are still within the normal range. You should also tell your doctor if you have not been taking finasteride tablets as prescribed because this may affect the PSA test results. For more information, talk to your doctor.

How should I store finasteride tablets?

- Store finasteride tablets in a dry place at room temperature.
- Keep finasteride tablets in the original container and keep the container closed.

Finasteride tablets are coated and will prevent contact with the active ingredient during normal handling, provided that the tablets are not broken or crushed.

Keep finasteride tablets and all medications out of the reach of children.

Do not give your finasteride tablets to anyone else. It has been prescribed only for you.

For more information call 1-866-850-2876.

What are the ingredients in finasteride tablets?

Active ingredient:finasteride

Inactive ingredients:lactose monohydrate, microcrystalline cellulose, sodium starch glycolate, pregelatinised starch (maize), docusate sodium, magnesium stearate, hypromellose, hydroxypropyl cellulose, titanium dioxide, talc, iron oxide yellow, and FD&C Blue #2 aluminum lake.

What is BPH?

BPH is an enlargement of the prostate gland. The prostate is located below the bladder. As the prostate enlarges, it may slowly restrict the flow of urine. This can lead to symptoms such as:

- a weak or interrupted urinary stream
- a feeling that you cannot empty your bladder completely
- a feeling of delay or hesitation when you start to urinate
- a need to urinate often, especially at night
- a feeling that you must urinate right away.

In some men, BPH can lead to serious problems, including urinary tract infections, a sudden inability to pass urine (acute urinary retention), as well as the need for surgery.

What finasteride tablets do:

Finasteride tablets lower levels of a hormone called DHT (dihydrotestosterone), which is a cause of prostate growth. Lowering DHT leads to shrinkage of the enlarged prostate gland in most men. This can lead to gradual improvement in urine flow and symptoms over the next several months. Finasteride tablets will help reduce the risk of developing a sudden inability to pass urine and the need for surgery related to an enlarged prostate. However, since each case of BPH is different, you should know that:

- Even though the prostate shrinks, you may NOT notice an improvement in urine flow or symptoms.
- You may need to take finasteride tablets for six (6) months or more to see whether it improves your symptoms.
- Therapy with finasteride tablets may reduce your risk for a sudden inability to pass urine and the need for surgery for an enlarged prostate.




Distributed by:

Aurobindo Pharma USA, Inc.
279 Princeton-Hightstown Road
East Windsor, NJ 08520

Manufactured by:

Aurobindo Pharma Limited
Hyderabad-500 032, India

Revised: 09/2021

<p>FINASTERIDE</p>  <p>TAB#30 5MG PILL ID: E 61</p> <p>COUPLER NDC: 67046105830 LOT: 123456 EXP: 10/28/2026 RX ONLY AUROBINDO</p>  <p>67046105830 GTIN:00367046105831 S/N: 1234567890000 EXP:261028 BATCH:123456789 Packaged By: Coupler LLC, 1140 McDermott Drive Suite 104, West Chester, PA 19380</p>	 <p>3 65862 14990 9</p> <p>USUAL ADULT DOSAGE: 5 MG ONCE A DAY</p> <p>Store at 20-25°C (68-77°F). excursions permitted to 15-30°C (59-86°F) [See USP Controlled Room Temperature] PROTECT FROM LIGHT</p> <p>EACH FILM-COATED TABLET CONTAINS: FINASTERIDE USP 5 MG</p>
--	---

FINASTERIDE

finasteride tablet, film coated

Product Information

Product Type	HUMAN PRESCRIPTION DRUG	Item Code (Source)	NDC:67046-1058(NDC:65862-149)
Route of Administration	ORAL		

Active Ingredient/Active Moiety

Ingredient Name	Basis of Strength	Strength
FINASTERIDE (UNII: 57GNO57U7G) (FINASTERIDE - UNII:57GNO57U7G)	FINASTERIDE	5 mg

Inactive Ingredients

Ingredient Name	Strength
LACTOSE MONOHYDRATE (UNII: EWQ57Q8I5X)	
MICROCRYSTALLINE CELLULOSE (UNII: OP1R32D61U)	
SODIUM STARCH GLYCOLATE TYPE A POTATO (UNII: 5856J3G2A2)	
STARCH, CORN (UNII: O8232NY3SJ)	
DOCUSATE SODIUM (UNII: F05Q2T2JA0)	
MAGNESIUM STEARATE (UNII: 70097M6I30)	
HYPROMELLOSE 2910 (6 MPA.S) (UNII: 0WZ8WG20P6)	
HYDROXYPROPYL CELLULOSE (1600000 WAMW) (UNII: RFW2ET671P)	
TITANIUM DIOXIDE (UNII: 15FIX9V2JP)	
TALC (UNII: 7SEV7J4R1U)	
FERRIC OXIDE YELLOW (UNII: EX438O2MRT)	
FD&C BLUE NO. 2 (UNII: L06K8R7DQK)	

Product Characteristics

Color	blue	Score	no score
Shape	ROUND (Biconvex, Beveled Edge)	Size	8mm
Flavor		Imprint Code	E;61
Contains			

Packaging

#	Item Code	Package Description	Marketing Start Date	Marketing End Date
1	NDC:67046-1058-3	30 in 1 BLISTER PACK; Type 0: Not a Combination Product	04/28/2026	

Marketing Information

Marketing Category	Application Number or Monograph Citation	Marketing Start Date	Marketing End Date
ANDA	ANDA078341	04/28/2026	

Establishment

Name	Address	ID/FEI	Business Operations
Coupler LLC		119003108	repack(67046-1058)

Revised: 4/2026

Coupler LLC