

**VASOPRESSIN- vasopressin injection, solution**  
**HF Acquisition Co LLC, DBA HealthFirst**

-----

**HIGHLIGHTS OF PRESCRIBING INFORMATION**

These highlights do not include all the information needed to use VASOPRESSIN INJECTION safely and effectively. See full prescribing information for VASOPRESSIN INJECTION.

VASOPRESSIN injection, for intravenous use  
Initial U.S. Approval: 2014

**INDICATIONS AND USAGE**

Vasopressin injection is indicated to increase blood pressure in adults with vasodilatory shock who remain hypotensive despite fluids and catecholamines. (1)

**DOSAGE AND ADMINISTRATION**

Dilute vasopressin injection with 0.9% Sodium Chloride Injection or 5% Dextrose Injection to either 0.1 units/mL or 1 unit/mL for intravenous administration. Discard unused diluted solution after 18 hours at room temperature or 24 hours under refrigeration. (2.1)

Post-cardiotomy shock: 0.03 units/minute to 0.1 units/minute. (2.2)

Septic shock: 0.01 units/minute to 0.07 units/minute. (2.2)

**DOSAGE FORMS AND STRENGTHS**

Injection: 20 units/ mL in a single-dose vial and 200 units/10 mL (20 units/mL) in a multiple-dose vial. (3)

**CONTRAINDICATIONS**

Vasopressin injection 1 mL single-dose vial and 10 mL multiple-dose vial are contraindicated in patients with known allergy or hypersensitivity to 8-L-arginine vasopressin or chlorobutanol. (4)

**WARNINGS AND PRECAUTIONS**

Can worsen cardiac function. (5.1)

Reversible diabetes insipidus (5.2)

**ADVERSE REACTIONS**

The most common adverse reactions include decreased cardiac output, bradycardia, tachyarrhythmias, hyponatremia and ischemia (coronary, mesenteric, skin, digital). (6)

To report SUSPECTED ADVERSE REACTIONS, contact American Regent, Inc. at 1-800-734-9236 or FDA at 1-800-FDA-1088 or [www.fda.gov/medwatch](http://www.fda.gov/medwatch).

**DRUG INTERACTIONS**

Pressor effects of catecholamines and vasopressin injection are expected to be additive. (7.1)

Indomethacin may prolong effects of vasopressin injection. (7.2)

Co-administration of ganglionic blockers or drugs causing SIADH (syndrome of inappropriate antidiuretic hormone secretion) may increase the pressor response. (7.3, 7.4)

Co-administration of drugs causing diabetes insipidus may decrease the pressor response. (7.5)

## USE IN SPECIFIC POPULATIONS

Pregnancy: May induce tonic uterine contractions. (8.1)

Pediatric Use: Safety and effectiveness have not been established. (8.4)

Geriatric Use: No safety issues have been identified in older patients. (8.5)

Revised: 10/2024

## TABLE OF CONTENTS

### FULL PRESCRIBING INFORMATION: CONTENTS\*

#### 1 INDICATIONS AND USAGE

#### 2 DOSAGE AND ADMINISTRATION

##### 2.1 Preparation of Diluted Solutions

##### 2.2 Administration

#### 3 DOSAGE FORMS AND STRENGTHS

#### 4 CONTRAINDICATIONS

#### 5 WARNINGS AND PRECAUTIONS

##### 5.1 Worsening Cardiac Function

##### 5.2 Reversible Diabetes Insipidus

#### 6 ADVERSE REACTIONS

#### 7 DRUG INTERACTIONS

##### 7.1 Catecholamines

##### 7.2 Indomethacin

##### 7.3 Ganglionic Blocking Agents

##### 7.4 Drugs Suspected of Causing SIADH (Syndrome of Inappropriate Antidiuretic Hormone Secretion)

##### 7.5 Drugs Suspected of Causing Diabetes Insipidus

#### 8 USE IN SPECIFIC POPULATIONS

##### 8.1 Pregnancy

##### 8.2 Lactation

##### 8.4 Pediatric Use

##### 8.5 Geriatric Use

#### 10 OVERDOSAGE

#### 11 DESCRIPTION

#### 12 CLINICAL PHARMACOLOGY

##### 12.1 Mechanism of Action

##### 12.2 Pharmacodynamics

##### 12.3 Pharmacokinetics

#### 13 NONCLINICAL TOXICOLOGY

##### 13.1 Carcinogenesis, Mutagenesis, Impairment of Fertility

##### 13.2 Animal Toxicology and/or Pharmacology

#### 14 CLINICAL STUDIES

#### 16 HOW SUPPLIED/STORAGE AND HANDLING

\*

Sections or subsections omitted from the full prescribing information are not listed.

Vasopressin injection is indicated to increase blood pressure in adults with vasodilatory shock who remain hypotensive despite fluids and catecholamines.

## 2.1 Preparation of Diluted Solutions

Inspect parenteral drug products for particulate matter and discoloration prior to use, whenever solution and container permit.

Vasopressin Injection Solution for Dilution, 20 units/mL and 200 units/10 mL (20 units/mL).

Dilute vasopressin injection in 0.9% Sodium Chloride Injection or 5% Dextrose Injection prior to use for intravenous infusion. (See Table 1). Discard unused diluted solution after 18 hours at room temperature or 24 hours under refrigeration.

Table 1 Preparation of diluted

solutions

Fluid restriction?	Final concentration	Mix	
		Vasopressin Injection	Diluent
No	0.1 units/mL	2.5 mL (50 units)	500 mL
Yes	1 unit/mL	5 mL (100 units)	100 mL

## 2.2 Administration

In general, titrate to the lowest dose compatible with a clinically acceptable response.

The recommended starting dose is:

Post-cardiotomy shock: 0.03 units/minute

Septic Shock: 0.01 units/minute

Titrate up by 0.005 units/minute at 10- to 15-minute intervals until the target blood pressure is reached. There are limited data for doses above 0.1 units/minute for post-cardiotomy shock and 0.07 units/minute for septic shock. Adverse reactions are expected to increase with higher doses.

After target blood pressure has been maintained for 8 hours without the use of catecholamines, taper vasopressin injection by 0.005 units/minute every hour as tolerated to maintain target blood pressure.

Vasopressin injection, USP is a clear, practically colorless solution for intravenous administration available as 20 units/mL in a single-dose vial and 200 units/10 mL (20 units/mL) in a multiple-dose vial.

Vasopressin injection 1 mL single-dose vial and 10 mL multiple-dose vial are

contraindicated in patients with known allergy or hypersensitivity to 8-L-arginine vasopressin or chlorobutanol.

### 5.1 Worsening Cardiac Function

A decrease in cardiac index may be observed with use of vasopressin.

### 5.2 Reversible Diabetes Insipidus

Patients may experience reversible diabetes insipidus, manifested by the development of polyuria, a dilute urine, and hypernatremia, after cessation of treatment with vasopressin. Monitor serum electrolytes, fluid status, and urine output after vasopressin discontinuation. Some patients may require readministration of vasopressin or administration of desmopressin to correct fluid and electrolyte shifts.

The following adverse reactions associated with the use of vasopressin were identified in the literature. Because these reactions are reported voluntarily from a population of uncertain size, it is not possible to estimate their frequency reliably or to establish a causal relationship to drug exposure.

Bleeding/lymphatic system disorders: Hemorrhagic shock, decreased platelets, intractable bleeding

Cardiac disorders: Right heart failure, atrial fibrillation, bradycardia, myocardial ischemia

Gastrointestinal disorders: Mesenteric ischemia

Hepatobiliary: Increased bilirubin levels

Renal/urinary disorders: Acute renal insufficiency

Vascular disorders: Distal limb ischemia

Metabolic: Hyponatremia

Skin: Ischemic lesions

### Postmarketing Experience

Reversible diabetes insipidus [see Warnings and Precautions (5.2)].

### 7.1 Catecholamines

Use with catecholamines is expected to result in an additive effect on mean arterial blood pressure and other hemodynamic parameters. Hemodynamic monitoring is recommended; adjust the dose of vasopressin as needed.

### 7.2 Indomethacin

Use with indomethacin may prolong the effect of vasopressin injection on cardiac index and systemic vascular resistance. Hemodynamic monitoring is recommended; adjust the dose of vasopressin as needed [see Clinical Pharmacology (12.3)].

### 7.3 Ganglionic Blocking Agents

Use with ganglionic blocking agents may increase the effect of vasopressin injection on mean arterial blood pressure. Hemodynamic monitoring is recommended; adjust the dose of vasopressin as needed [see Clinical Pharmacology (12.3)].

### 7.4 Drugs Suspected of Causing SIADH (Syndrome of Inappropriate Antidiuretic

## Hormone Secretion)

Use with drugs suspected of causing SIADH (e.g., SSRIs, tricyclic antidepressants, haloperidol, chlorpropamide, enalapril, methyldopa, pentamidine, vincristine, cyclophosphamide, ifosfamide, felbamate) may increase the pressor effect in addition to the antidiuretic effect of vasopressin injection. Hemodynamic monitoring is recommended; adjust the dose of vasopressin as needed.

### 7.5 Drugs Suspected of Causing Diabetes Insipidus

Use with drugs suspected of causing diabetes insipidus (e.g., demeclocycline, lithium, foscarnet, clozapine) may decrease the pressor effect in addition to the antidiuretic effect of vasopressin injection. Hemodynamic monitoring is recommended; adjust the dose of vasopressin as needed.

## 8.1 Pregnancy

### Risk Summary

There are no available data on vasopressin injection use in pregnant women to inform a drug associated risk of major birth defects, miscarriage, or adverse maternal or fetal outcomes. Animal reproduction studies have not been conducted with vasopressin.

### Clinical Considerations

#### Dose Adjustments during Pregnancy and the Postpartum Period

Because of increased clearance of vasopressin in the second and third trimester, the dose of vasopressin injection may need to be increased [see Dosage and Administration (2.2) and Clinical Pharmacology (12.3)].

#### Maternal adverse reactions

Vasopressin injection may produce tonic uterine contractions. Vasopressin receptors are present in human uterine muscles and might not be distinguishable from oxytocin receptors.

## 8.2 Lactation

### Risk Summary

There are no data on the presence of vasopressin injection in either human or animal milk, the effects on the breastfed infant, or the effects on milk production.

## 8.4 Pediatric Use

Safety and effectiveness of vasopressin injection in pediatric patients with vasodilatory shock have not been established.

## 8.5 Geriatric Use

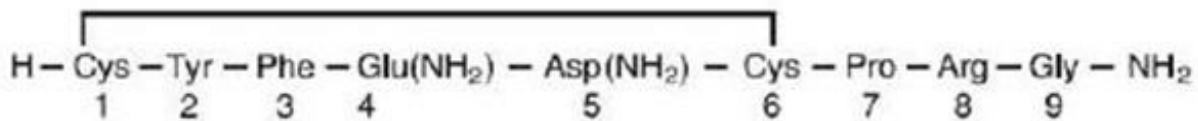
Clinical studies of vasopressin did not include sufficient numbers of subjects aged 65 and over to determine whether they respond differently from younger subjects. Other reported clinical experience has not identified differences in responses between the elderly and younger patients. In general, dose selection for an elderly patient should be cautious, usually starting at the low end of the dosing range, reflecting the greater frequency of decreased hepatic, renal, or cardiac function, and of concomitant disease or other drug therapy [see Warnings and Precautions (5.1, 5.2), Adverse Reactions (6), and Clinical Pharmacology (12.3)].

Overdosage with vasopressin injection can be expected to manifest as consequences of vasoconstriction of various vascular beds (peripheral, mesenteric, and coronary) and as hyponatremia. In addition, overdosage may lead less commonly to ventricular tachyarrhythmias (including Torsade de Pointes), rhabdomyolysis, and non-specific gastrointestinal symptoms.

Direct effects will resolve within minutes of withdrawal of treatment.

Vasopressin is a polypeptide hormone. Vasopressin injection is a sterile, aqueous solution of synthetic arginine vasopressin for administration. The 1 mL and 10 mL solution contains vasopressin 20 units/mL, chlorobutanol 5 mg, sodium chloride 9 mg, water for injection, and glacial acetic acid to adjust pH to 3.5.

The chemical name of vasopressin is Cyclo (1-6) L-Cysteinyl-L-Tyrosyl-L-Phenylalanyl-L-Glutaminyl-L-Asparaginyl-L-Cysteinyl-L-Prolyl-L-Arginyl-L-Glycinamide. It is a white to off-white amorphous powder, freely soluble in water. The structural formula is:



Molecular Formula: C<sub>46</sub>H<sub>65</sub>N<sub>15</sub>O<sub>12</sub>S<sub>2</sub> Molecular Weight: 1084.23

### 12.1 Mechanism of Action

Vasopressin causes vasoconstriction by binding to V<sub>1</sub> receptors on vascular smooth muscle coupled to the Gq/11-phospholipase C-phosphatidyl-inositol-triphosphate pathway, resulting in the release of intracellular calcium. In addition, vasopressin stimulates antidiuresis via stimulation of V<sub>2</sub> receptors which are coupled to adenylyl cyclase.

### 12.2 Pharmacodynamics

At therapeutic doses exogenous vasopressin elicits a vasoconstrictive effect in most vascular beds including the splanchnic, renal and cutaneous circulation. In addition, vasopressin at pressor doses triggers contractions of smooth muscles in the gastrointestinal tract mediated by muscular V<sub>1</sub>-receptors and release of prolactin, ACTH and catecholamines via V<sub>3</sub> receptors. At lower concentrations typical for the antidiuretic hormone vasopressin inhibits water diuresis via renal V<sub>2</sub> receptors. In addition, vasopressin has been demonstrated to cause vasodilation in numerous vascular beds that is mediated by V<sub>2</sub>, V<sub>3</sub>, oxytocin and purinergic P<sub>2</sub> receptors.

In patients with vasodilatory shock, vasopressin in therapeutic doses increases systemic vascular resistance and mean arterial blood pressure and reduces the dose requirements for norepinephrine. Vasopressin tends to decrease heart rate and cardiac output. The pressor effect is proportional to the infusion rate of exogenous vasopressin. The pressor effect reaches its peak within 15 minutes. After stopping the infusion, the pressor effect fades within 20 minutes. There is no evidence for tachyphylaxis or tolerance to the pressor effect of vasopressin in patients.

### 12.3 Pharmacokinetics

Vasopressin plasma concentrations increase linearly with increasing infusion rates from 10 microunits/kg/min to 200 microunits/kg/min. Steady state plasma concentrations are

achieved after 30 minutes of continuous intravenous infusion.

### Distribution

Vasopressin does not appear to bind plasma protein. The volume of distribution is 140 mL/kg.

### Elimination

At infusion rates used in vasodilatory shock (0.01 units/minute to 0.1 units/minute), the clearance of vasopressin is 9 to 25 mL/min/kg in patients with vasodilatory shock. The apparent  $t_{1/2}$  of vasopressin at these levels is  $\leq 10$  minutes.

### Metabolism

Serine protease, carboxipeptidase and disulfide oxido-reductase cleave vasopressin at sites relevant for the pharmacological activity of the hormone. Thus, the generated metabolites are not expected to retain important pharmacological activity.

### Excretion

Vasopressin is predominantly metabolized and only about 6% of the dose is excreted unchanged into urine.

### Specific Populations

**Pregnancy:** Because of a spillover into blood of placental vasopressinase, the clearance of exogenous and endogenous vasopressin increases gradually over the course of a pregnancy. During the first trimester of pregnancy, the clearance is only slightly increased. However, by the third trimester the clearance of vasopressin is increased about 4-fold and at term up to 5-fold. After delivery, the clearance of vasopressin returns to pre-conception baseline within two weeks.

### Drug Interactions

Indomethacin more than doubles the time to offset for vasopressin's effect on peripheral vascular resistance and cardiac output in healthy subjects [see Drug Interactions (7.2)].

The ganglionic blocking agent tetra-ethylammonium increases the pressor effect of vasopressin by 20% in healthy subjects [see Drug Interactions (7.3)].

Halothane, morphine, fentanyl, alfentanil and sufentanil do not impact exposure to endogenous vasopressin.

### 13.1 Carcinogenesis, Mutagenesis, Impairment of Fertility

No formal carcinogenicity or fertility studies with vasopressin have been conducted in animals. Vasopressin was found to be negative in the in vitro bacterial mutagenicity (Ames) test and the in vitro Chinese hamster ovary (CHO) cell chromosome aberration test. In mice, vasopressin has been reported to have an effect on sperm function, including motility, fertilization and embryonic development.

### 13.2 Animal Toxicology and/or Pharmacology

No toxicology studies were conducted with vasopressin.

Increases in systolic and mean blood pressure following administration of vasopressin were observed in 7 studies in septic shock and 8 studies in post-cardiotomy

vasodilatory shock.

Vasopressin injection, USP is a clear, practically colorless solution for intravenous administration available as:

NDC 51662-1682-1 : A single-dose vial containing vasopressin 10mL

: Storage is permitted for up to 12 months at controlled room temperature (USP) 20°C to 25°C (68°F to 77°F) within the expiry date. Once removed from refrigeration, mark the unopened vial with the revised 12-month expiration date. Do not return Vasopressin to the refrigerator after it has been stored at room temperature. Discard the product after 12 months at room temperature or at the expiry date, whichever is earlier.

Store refrigerated between 2°C and 8°C (36°F and 46°F). Do not freeze.




For Intravenous Infusion, Must be diluted prior to use. Store refrigerated between 2°C and 8°C (36°F and 46°F). Vials may be held at room temperature at 20°C to 25°C (68°F to 77°F) for up to 2 months. Do not store above 25°C (77°F). Avoid Freezing.

10 mL Multiple-Dose Vial  
200 Units per 10 mL  
(20 Units per mL)  
**Vasopressin Injection, USP**  
NDC 0517-1030-01 Rx Only

NDC 0517-1030-01 Rx Only  
**Vasopressin Injection, USP**  
200 Units per 10 mL  
(20 Units per mL)

**For Intravenous Infusion. Must be diluted prior to use.**  
Store refrigerated between 2°C and 8°C (36°F and 46°F).  
Vials may be held at room temperature at 20°C to 25°C (68°F to 77°F) for up to **2 months**.  
Do not store above 25°C (77°F).  
Avoid Freezing.

10 mL Multiple-Dose Vial

Distributed by:  
 AMERICAN REGENT, INC.  
SHIRLEY, NY 11967

Each 10 mL solution contains vasopressin 200 units (20 units/mL), 9 mg sodium chloride, chlorobutanol, NF 0.5% as a preservative, water for injection q.s. Glacial Acetic Acid is included to adjust to a pH of 3.5.

**Dosage:** See full prescribing information.


After initial entry into the vial, the remaining contents must be refrigerated and used within 30 days.

Discard prepared infusion solutions after 18 hours at room temperature or 24 hours refrigerated.

NDC 0517-1030-01 Rx Only  
**Vasopressin Injection, USP**  
200 Units per 10 mL  
(20 Units per mL)

**For Intravenous Infusion. Must be diluted prior to use.**  
Store refrigerated between 2°C and 8°C (36°F and 46°F).  
Vials may be held at room temperature at 20°C to 25°C (68°F to 77°F) for up to **2 months**.  
Do not store above 25°C (77°F).  
Avoid Freezing.

10 mL Multiple-Dose Vial

Distributed by:  
 AMERICAN REGENT, INC.  
SHIRLEY, NY 11967



See bottom of carton for lot number and expiration date.


RP1205-C Rev. 09/2024

Unvarnish area designated for imprinting the lot #, expiration date & serialization information.

(01)00351662168219  
(17)230919  
(21)351662141212  
(10)789210

SEE MANUFACTURER'S INSERT  
DISTRIBUTED BY HF ACQUISITION CO., LLC  
MUKILTEO, WA 98275

RX ONLY



## VASOPRESSIN

vasopressin injection, solution

### Product Information

<b>Product Type</b>	HUMAN PRESCRIPTION DRUG	<b>Item Code (Source)</b>	NDC:51662-1682(NDC:0517-1030)
<b>Route of Administration</b>	INTRAVENOUS		

### Active Ingredient/Active Moiety

Ingredient Name	Basis of Strength	Strength
VASOPRESSIN (UNII: Y4907O6MFD) (VASOPRESSIN - UNII:Y4907O6MFD)	VASOPRESSIN	20 [USP'U] in 1 mL

### Inactive Ingredients

Ingredient Name	Strength
ACETIC ACID (UNII: Q40Q9N063P)	
WATER (UNII: 059QF0KO0R)	
SODIUM CHLORIDE (UNII: 451W47IQ8X)	9 mg in 1 mL
CHLOROBUTANOL (UNII: HM4YQM8WRC)	5 mg in 1 mL

## Packaging

#	Item Code	Package Description	Marketing Start Date	Marketing End Date
1	NDC:51662-1682-1	10 mL in 1 VIAL; Type 0: Not a Combination Product	06/21/2023	

## Marketing Information

Marketing Category	Application Number or Monograph Citation	Marketing Start Date	Marketing End Date
NDA	NDA212593	06/21/2023	

**Labeler** - HF Acquisition Co LLC, DBA HealthFirst (045657305)

**Registrant** - HF Acquisition Co LLC, DBA HealthFirst (045657305)

## Establishment

Name	Address	ID/FEI	Business Operations
HF Acquisition Co LLC, DBA HealthFirst		045657305	relabel(51662-1682)

Revised: 5/2026

HF Acquisition Co LLC, DBA HealthFirst