

# **PROPOFOL- propofol injection, emulsion**

## **Meitheal Pharmaceuticals Inc.**

-----

### **HIGHLIGHTS OF PRESCRIBING INFORMATION**

**These highlights do not include all the information needed to use PROPOFOL INJECTABLE EMULSION safely and effectively. See full prescribing information for PROPOFOL INJECTABLE EMULSION.**

**PROPOFOL injectable emulsion, for intravenous use**  
**Initial U.S. Approval: 1991**

### **INDICATIONS AND USAGE**

Propofol Injectable Emulsion is an intravenous general anesthetic and sedation drug indicated for: (1)

- Induction of General Anesthesia for Patients Greater than or Equal to 3 Years of Age
- Maintenance of General Anesthesia for Patients Greater than or Equal to 2 Months of Age
- Initiation and Maintenance of Monitored Anesthesia Care (MAC) Sedation in Adult Patients
- Sedation for Adult Patients in Combination with Regional Anesthesia
- Intensive Care Unit (ICU) Sedation of Intubated, Mechanically Ventilated Adult Patients

#### Limitations of Use: (1)

Propofol Injectable Emulsion is not recommended for induction of anesthesia below the age of 3 years or for maintenance of anesthesia below the age of 2 months (1)

MAC sedation in the pediatric population is not recommended (1)

Propofol Injectable Emulsion is not indicated for use in Pediatric ICU sedation (1)

### **DOSAGE AND ADMINISTRATION**

See Full Prescribing Information for detailed dosing instructions. (2)

### **DOSAGE FORMS AND STRENGTHS**

Injectable emulsion: 200 mg per 20 mL (10 mg per mL), 500 mg per 50 mL (10 mg per mL), and 1,000 mg per 100 mL (10 mg per mL) single-dose vials (3)

### **CONTRAINDICATIONS**

Known hypersensitivity to propofol, egg or soybean (4)

### **WARNINGS AND PRECAUTIONS**

Hypersensitivity Reactions: Serious and sometimes fatal reactions (5.1)

Microbial Contamination: Strict aseptic technique must be maintained during handling. Propofol injectable emulsion vials are never to be accessed more than once or used on more than one person.

Administration should commence promptly and be completed within 12 hours after the vial has been opened. Discard unused drug product. Do not use if contamination is suspected (5.2)

Cardiovascular depression: Cases of bradycardia, asystole, and cardiac arrest have been reported.

Pediatric patients are susceptible to this effect, particularly when fentanyl is given concomitantly (5.4)

### **ADVERSE REACTIONS**

The most common adverse reactions >1% were bradycardia, arrhythmia, tachycardia, hypotension, hypertension, decreased cardiac output, movement, apnea, respiratory acidosis during weaning, rash, pruritus, burning/stinging or pain at injection site, and hyperlipemia (6)

**To report SUSPECTED ADVERSE REACTIONS, contact Meitheal Pharmaceuticals Inc. at 1-844-824-8426 or FDA at 1-800-FDA-1088 or [www.fda.gov/medwatch](http://www.fda.gov/medwatch).**

### **DRUG INTERACTIONS**

Opioids, Sedatives or Other Analgesic Agents: May increase the anesthetic/sedative and cardiorespiratory effects (7)

Valproate: May lead to increased blood levels of propofol (7)

**Revised: 7/2024**

## **1 INDICATIONS AND USAGE**

- **Induction of General Anesthesia for Patients Greater than or Equal to 3 Years of Age**
- **Maintenance of General Anesthesia for Patients Greater than or Equal to 2 Months of Age**
- **Initiation and Maintenance of Monitored Anesthesia Care (MAC) Sedation in Adult Patients**
- **Sedation for Adult Patients in Combination with Regional Anesthesia**
- **Intensive Care Unit (ICU) Sedation of Intubated, Mechanically Ventilated Adult Patients**

## **2 DOSAGE AND ADMINISTRATION**

- 2.1 Important Dosage and Administration Information
- 2.2 Induction of General Anesthesia for Patients Greater than or Equal to 3 Years of Age
- 2.3 Maintenance of General Anesthesia for Patients Greater than or Equal to 2 Months of Age
- 2.4 Initiation and Maintenance of Monitored Anesthesia Care (MAC) Sedation in Adult Patients
- 2.5 Clinical Responses and Dose Titrations
- 2.6 Intensive Care Unit (ICU) Sedation of Intubated, Mechanically Ventilated Adult Patients
- 2.7 Summary of Dosage Guidelines

## **3 DOSAGE FORMS AND STRENGTHS**

## **4 CONTRAINDICATIONS**

## **5 WARNINGS AND PRECAUTIONS**

- 5.1 Anaphylactic and Anaphylactoid Reactions
- 5.2 Risks of Microbial Contamination
- 5.3 Risks of Pediatric Neurotoxicity
- 5.4 Risks of Bradycardia, Asystole, and Cardiac Arrest
- 5.5 Risk of Seizures
- 5.6 Neurosurgical Anesthesia
- 5.7 Cardiac Anesthesia
- 5.8 Use for Intensive Care Unit Sedation of Intubated, Mechanically Ventilated Adult Patients
- 5.9 Risks of Propofol Infusion Syndrome in Patients with ICU Sedation
- 5.10 Risk of Elevations in Serum Triglycerides
- 5.11 Risks of Zinc Losses
- 5.12 Use in the Elderly, Debilitated, or ASA-PS III or IV Patients
- 5.13 Risk of Transient Local Pain
- 5.14 Risks of Local Reactions
- 5.15 Risk of Aggregation if Administered through the Same Intravenous Catheter with Blood or Plasma
- 5.16 Risk of Postoperative Unconsciousness
- 5.17 Risks of Perioperative Myoclonia
- 5.18 Risks of Pulmonary Edema
- 5.19 Risks of Unexplained Postoperative Pancreatitis

## **6 ADVERSE REACTIONS**

## **7 DRUG INTERACTIONS**

## **8 USE IN SPECIFIC POPULATIONS**

- 8.1 Pregnancy

- 8.2 Lactation
- 8.4 Pediatric Use
- 8.5 Geriatric Use
- 8.6 Hepatic Impairment
- 8.7 Renal Impairment

## **9 DRUG ABUSE AND DEPENDENCE**

- 9.2 Abuse

## **10 OVERDOSAGE**

- 10.1 Symptoms
- 10.2 Treatment

## **11 DESCRIPTION**

## **12 CLINICAL PHARMACOLOGY**

- 12.1 Mechanism of Action
- 12.2 Pharmacodynamics
- 12.3 Pharmacokinetics

## **13 NONCLINICAL TOXICOLOGY**

- 13.1 Carcinogenesis, Mutagenesis, Impairment of Fertility
- 13.2 Animal Toxicology and/or Pharmacology

## **14 CLINICAL STUDIES**

- 14.1 Pediatric Anesthesia
- 14.2 Neuroanesthesia
- 14.3 Cardiac Anesthesia
- 14.4 Intensive Care Unit (ICU) Sedation in Adult Patients
- 14.5 Intensive Care Unit (ICU) Sedation in Pediatric Patients

## **16 HOW SUPPLIED/STORAGE AND HANDLING**

- 17.1 Impaired Mental Alertness
- 17.2 Effect of Anesthetic and Sedation Drugs on Early Brain Development

\* Sections or subsections omitted from the full prescribing information are not listed.

---

## **FULL PRESCRIBING INFORMATION**

### **1 INDICATIONS AND USAGE**

- **Induction of General Anesthesia for Patients Greater than or Equal to 3 Years of Age**
- **Maintenance of General Anesthesia for Patients Greater than or Equal to 2 Months of Age**
- **Initiation and Maintenance of Monitored Anesthesia Care (MAC) Sedation in Adult Patients**
- **Sedation for Adult Patients in Combination with Regional Anesthesia**
- **Intensive Care Unit (ICU) Sedation of Intubated, Mechanically Ventilated Adult Patients**

Propofol Injectable Emulsion is an intravenous general anesthetic and sedation drug indicated for:

- Induction of General Anesthesia for Patients Greater than or Equal to 3 Years of Age
- Maintenance of General Anesthesia for Patients Greater than or Equal to 2 Months of

Age

- Initiation and Maintenance of Monitored Anesthesia Care (MAC) Sedation in Adult Patients
- Sedation for Adult Patients in Combination with Regional Anesthesia
- Intensive Care Unit (ICU) Sedation of Intubated, Mechanically Ventilated Adult Patients

### Limitations of Use

Propofol Injectable Emulsion is not recommended for induction of anesthesia below the age of 3 years or for maintenance of anesthesia below the age of 2 months because its safety and effectiveness have not been established in those populations [see *Pediatric Use (8.4)*].

Safety, effectiveness and dosing guidelines for Propofol Injectable Emulsion have not been established for MAC sedation in the pediatric population; therefore, it is not recommended for this use [see *Pediatric Use (8.4)*].

Propofol Injectable Emulsion is not indicated for use in Pediatric ICU sedation since the safety of this regimen has not been established [see *Pediatric Use (8.4)*].

## **2 DOSAGE AND ADMINISTRATION**

### **2.1 Important Dosage and Administration Information**

Parenteral drug products should be inspected visually for particulate matter and discoloration prior to administration whenever solution and container permit.

Shake well before use. Do not use if there is evidence of excessive creaming or aggregation, if large droplets are visible, or if there are other forms of phase separation indicating that the stability of the product has been compromised. Slight creaming, which should disappear after shaking, may be visible upon prolonged standing. Do not use if there is evidence of separation of the phases of the emulsion.

Propofol injectable emulsion with EDTA inhibits microbial growth for up to 12 hours, as demonstrated by test data for representative USP microorganisms. Product is packaged under nitrogen.

For general anesthesia or monitored anesthesia care (MAC) sedation, propofol injectable emulsion should be administered only by persons trained in the administration of general anesthesia and not involved in the conduct of the surgical/diagnostic procedure. Sedated patients should be continuously monitored, and equipment for maintaining a patent airway, providing artificial ventilation, administering supplemental oxygen, and instituting cardiovascular resuscitation must be immediately available. Patients should be continuously monitored for early signs of hypotension, apnea, airway obstruction, and/or oxygen desaturation. These cardiorespiratory effects are more likely to occur following rapid bolus administration, especially in the elderly, debilitated, or ASA-PS III or IV patients.

For sedation of intubated, mechanically ventilated adult patients in the Intensive Care Unit, propofol injectable emulsion should be administered only by persons skilled in the management of critically ill patients and trained in cardiovascular resuscitation and airway management.

### Guidelines for Aseptic Technique for General Anesthesia/MAC Sedation

Propofol injectable emulsion must be prepared for use just prior to initiation of each individual anesthetic/sedative procedure. The vial rubber stopper should be disinfected using 70% isopropyl alcohol. Propofol injectable emulsion should be drawn into a sterile syringe immediately after a vial is opened. When withdrawing propofol injectable emulsion from vials, a sterile vent spike should be used. The syringe should be labelled with appropriate information including the date and time the vial was opened. Administration should commence promptly and be completed within 12 hours after the vial has been opened.

Propofol injectable emulsion must be prepared for single dose only. Any unused propofol injectable emulsion drug product, reservoirs, dedicated administration tubing and/or solutions containing propofol injectable emulsion must be discarded at the end of the anesthetic procedure or at 12 hours, whichever occurs sooner. The intravenous line should be flushed every 12 hours and at the end of the anesthetic procedure to remove residual propofol injectable emulsion [see *Warnings and Precautions (5.2)*].

### Guidelines for Aseptic Technique for ICU Sedation

Propofol injectable emulsion must be prepared for single dose only. Strict aseptic techniques must be followed. The vial rubber stopper should be disinfected using 70% isopropyl alcohol. A sterile vent spike and sterile tubing must be used for administration of propofol injectable emulsion. As with other lipid emulsions, the number of intravenous line manipulations should be minimized. Administration should commence promptly and must be completed within 12 hours after the vial has been spiked. The tubing and any unused propofol injectable emulsion drug product must be discarded after 12 hours.

If propofol injectable emulsion is transferred to a syringe prior to administration, it should be drawn into a sterile syringe immediately after a vial is opened. When withdrawing propofol injectable emulsion from a vial, a sterile vent spike should be used. The syringe should be labelled with appropriate information including the date and time the vial was opened. Administration should commence promptly and be completed within 12 hours after the vial has been opened. Propofol injectable emulsion should be discarded and administration lines changed after 12 hours [see *Warnings and Precautions (5.2)*].

### Administration with Lidocaine

If lidocaine is to be administered to minimize pain on injection of propofol injectable emulsion, it is recommended that it be administered prior to propofol injectable emulsion administration or that it be added to propofol injectable emulsion immediately before administration and in quantities not exceeding 20 mg lidocaine/200 mg propofol injectable emulsion [see *Warnings and Precautions (5.13)*].

### Compatibility and Stability

Propofol injectable emulsion should not be mixed with other therapeutic agents prior to administration.

### Dilution Prior to Administration

Propofol injectable emulsion is provided as a ready-to-use formulation. However, should dilution be necessary, it should only be diluted with 5% Dextrose Injection, USP, and it should not be diluted to a concentration less than 2 mg per mL because it is an

emulsion. In diluted form it has been shown to be more stable when in contact with glass than with plastic (95% potency after 2 hours of running infusion in plastic).

#### Administration with Other Fluids

Compatibility of propofol injectable emulsion with the coadministration of blood/serum/plasma has not been established [see *Warnings and Precautions (5.15)*].

When administered using a y-type infusion set, propofol injectable emulsion has been shown to be compatible with the following intravenous fluids:

- 5% Dextrose Injection, USP
- Lactated Ringers Injection, USP
- Lactated Ringers and 5% Dextrose Injection
- 5% Dextrose and 0.45% Sodium Chloride Injection, USP
- 5% Dextrose and 0.2% Sodium Chloride Injection, USP.

#### Administration with Pumps

When administering propofol injectable emulsion by infusion, syringe or volumetric pumps are recommended to provide controlled infusion rates. When infusing propofol injectable emulsion to patients undergoing magnetic resonance imaging, metered control devices may be utilized if mechanical pumps are impractical.

#### Administration with Filters

Clinical experience with the use of in-line filters and propofol injectable emulsion during anesthesia or ICU/MAC sedation is limited. Propofol injectable emulsion should only be administered through a filter with a pore size of 5 micron or greater unless it has been demonstrated that the filter does not restrict the flow of propofol injectable emulsion and/or cause the breakdown of the emulsion. Filters should be used with caution and where clinically appropriate. Continuous monitoring is necessary due to the potential for restricted flow and/or breakdown of the emulsion.

## **2.2 Induction of General Anesthesia for Patients Greater than or Equal to 3 Years of Age**

### *Adult Patients*

Most adult patients under 65 years of age and classified as ASA-PS I or II require 2 mg/kg to 2.5 mg/kg of propofol injectable emulsion. For induction, whether administered by infusion or intravenous injection the dose of propofol injectable emulsion to the patient should be titrated against the response of the patient and until there are clinical signs consistent with the onset of anesthesia. As with other sedative-hypnotic agents, the amount of intravenous opioid and/or benzodiazepine premedication may impact the dose of propofol injectable emulsion required for induction of general anesthesia.

### *Elderly, Debilitated, or ASA-PS III or IV Patients*

Due to the reduced clearance and higher blood concentrations, most elderly, debilitated, or ASA-PS III or IV patients require approximately 1 mg/kg to 1.5 mg/kg of propofol injectable emulsion for induction of anesthesia. For induction, whether administered by infusion or intravenous injection the dose administration of propofol injectable emulsion to the patient should be titrated against the response of the patient and until there are clinical signs consistent with the onset of anesthesia. A rapid bolus may increase the likelihood of undesirable cardiorespiratory depression [see *Warnings and Precautions*

(5.12)].

### *Pediatric Patients*

Most patients aged 3 years through 16 years and classified ASA-PS I or II require 2.5 mg/kg to 3.5 mg/kg of propofol injectable emulsion for induction. Within this dosage range, younger pediatric patients may require higher induction doses than older pediatric patients. As with other sedative-hypnotic agents, the amount of intravenous opioid and/or benzodiazepine premedication may impact the dose of propofol injectable emulsion required for induction of general anesthesia. A lower dosage is recommended for pediatric patients classified as ASA-PS III or IV. Boluses of propofol injectable emulsion may be administered via small veins if pretreated with lidocaine or via antecubital or larger veins [see *Dosage and Administration* (2.7)].

### *Neurosurgical Patients*

Most adult neurosurgical patients require 1 mg/kg to 2 mg/kg of propofol injectable emulsion. Slower induction is recommended to allow for titration to achieve an adequate clinical response [see *Warnings and Precautions* (5.6)]. Whether administered by infusion or an intravenous injection, the dose of propofol injectable emulsion to the patient should be titrated against the response of the patient and until there are clinical signs consistent with the onset of anesthesia.

### *Cardiac Anesthesia*

Most adult cardiac patients require 0.5 mg/kg to 1.5 mg/kg of propofol injectable emulsion. Slower induction is recommended to allow for titration to clinical response and to prevent hemodynamic instability. Whether administered by infusion or intravenous injection, the dose of propofol injectable emulsion to the patient should be titrated against the response of the patient until the clinical signs show the onset of anesthesia. Other agents used in addition to propofol injectable emulsion for induction and maintenance of anesthesia may require propofol injectable emulsion doses to be titrated to ensure adequate sedation level.

Propofol injectable emulsion has been well-studied in patients with coronary artery disease and in patients with hemodynamically significant valvular or congenital heart disease. No significant safety issues or changes to the induction of anesthesia is generally required for these patient groups. Dosing should be titrated based on depth of anesthesia.

As with other anesthetic and sedative-hypnotic agents, propofol injectable emulsion in healthy patients causes a decrease in blood pressure that is secondary to decreases in preload (ventricular filling volume at the end of the diastole) and afterload (arterial resistance at the beginning of the systole). The magnitude of these changes is proportional to the blood and effect site concentrations achieved. These concentrations depend upon the dose and speed of the induction and maintenance infusion rates.

In addition, lower heart rates are observed during maintenance with propofol injectable emulsion, possibly due to reduction of the sympathetic activity and/or resetting of the baroreceptor reflexes. Therefore, anticholinergic agents should be administered when increases in vagal tone are anticipated.

As with other anesthetic agents, propofol injectable emulsion reduces myocardial oxygen consumption.

Further studies are needed to confirm and delineate the extent of these effects on the myocardium and the coronary vascular system.

Morphine premedication (0.15 mg/kg) with nitrous oxide 67% in oxygen has been shown to decrease the necessary propofol injectable emulsion maintenance infusion rates and therapeutic blood concentrations when compared to non-narcotic (lorazepam) premedication. The rate of propofol injectable emulsion administration should be determined based on the patient's premedication and adjusted according to clinical responses.

### **2.3 Maintenance of General Anesthesia for Patients Greater than or Equal to 2 Months of Age**

Propofol injectable emulsion has been used with a variety of agents commonly used in anesthesia such as atropine, scopolamine, glycopyrrolate, diazepam, depolarizing and nondepolarizing muscle relaxants, and opioid analgesics, as well as with inhalational and regional anesthetic agents.

In the elderly, debilitated, or ASA-PS III or IV patients, rapid bolus doses should not be used, as this will increase the likelihood of undesirable cardiorespiratory depression.

#### Adult Patients

In adults, anesthesia can be maintained by administering propofol injectable emulsion by infusion or intermittent intravenous bolus injection. The patient's clinical response will determine the infusion rate or the amount and frequency of incremental injections

#### *Continuous Infusion*

Propofol injectable emulsion 100 mcg/kg/min to 200 mcg/kg/min administered in a variable rate infusion with 60% to 70% nitrous oxide and oxygen provides anesthesia for patients undergoing general surgery. Maintenance by infusion of propofol injectable emulsion should immediately follow the induction dose in order to provide satisfactory or continuous anesthesia during the induction phase. During this initial period following the induction dose, higher rates of infusion are generally required (150 mcg/kg/min to 200 mcg/kg/min) for the first 10 minutes to 15 minutes. Infusion rates should subsequently be decreased 30% to 50% during the first half-hour of maintenance. Generally, rates of 50 mcg/kg/min to 100 mcg/kg/min in adults should be achieved during maintenance in order to optimize recovery times.

Other drugs that cause CNS depression (hypnotics/sedatives, inhalational anesthetics, and opioids) can increase the CNS depression induced by propofol.

#### *Intermittent Bolus*

Increments of propofol injectable emulsion 25 mg (2.5 mL) to 50 mg (5 mL) may be administered in adult patients undergoing general surgery. The incremental boluses should be administered when changes in vital signs indicate a response to surgical stimulation or light anesthesia.

#### *Cardiac Anesthesia*

The maintenance dose of propofol in adult cardiac patients should be administered as 25 to 100 mcg/kg/min, and should be adjusted according to the patient's sedation level and clinical response.



## Pediatric Patients

In children greater than or equal to 2 months of age, anesthesia can be maintained by administering propofol injectable emulsion by infusion or intermittent intravenous bolus injection. An initial bolus of between 1-4 mg/kg, followed by subsequent administration of smaller aliquots based on patients' response (0.5 – 2 mg/kg). The patient's clinical response will determine the infusion rate or the amount and frequency of incremental injections.

### *Continuous Infusion*

Propofol injectable emulsion administered as a variable rate infusion provides satisfactory anesthesia for most children 2 months of age or older, ASA-PS I or II, undergoing general anesthesia.

In general, for the pediatric population, maintenance by infusion of propofol injectable emulsion at a rate of 200 mcg/kg/min to 300 mcg/kg/min should immediately follow the induction dose. Following the first half-hour of maintenance, infusion rates of 125 mcg/kg/min to 150 mcg/kg/min are typically needed. Propofol injectable emulsion should be titrated to achieve the desired clinical effect. Younger pediatric patients may require higher maintenance infusion rates than older pediatric patients [see *Clinical Studies (14.1)*].

### *Intermittent Bolus*

An initial bolus of 1-4 mg/kg should be administered, with additional 0.5 to 2 mg/kg doses as needed. The incremental boluses should be administered when changes in vital signs indicate a response to surgical stimulation or light anesthesia.

## **2.4 Initiation and Maintenance of Monitored Anesthesia Care (MAC) Sedation in Adult Patients**

When propofol injectable emulsion is administered for MAC sedation, rates of administration should be individualized and titrated to clinical response. In most patients, the rates of propofol injectable emulsion administration will be in the range of 25 mcg/kg/min to 75 mcg/kg/min.

During initiation of MAC sedation, slow infusion or slow injection techniques are preferable over rapid bolus administration. During maintenance of MAC sedation, a variable rate infusion is preferable over intermittent bolus dose administration. In the elderly, debilitated, or ASA-PS III or IV patients, rapid (single or repeated) bolus dose administration should not be used for MAC sedation [see *Warnings and Precautions (5.12)*]. A rapid bolus injection may result in undesirable cardiorespiratory depression.

### Initiation of MAC Sedation in Adult Patients

For initiation of MAC sedation, either an infusion or a slow injection method may be utilized while closely monitoring cardiorespiratory function. With the infusion method, sedation may be initiated by infusing propofol injectable emulsion at 100 mcg/kg/min to 150 mcg/kg/min (6 mg/kg/hour to 9 mg/kg/hour) for a period of 3 minutes to 5 minutes and titrating to the desired clinical effect while closely monitoring respiratory function. With the slow injection method for initiation, patients will require approximately 0.5 mg/kg administered over 3 minutes to 5 minutes and titrated to clinical responses. When propofol injectable emulsion is administered slowly over 3 minutes to 5 minutes, most patients will be adequately sedated, and the peak drug effect can be achieved while

minimizing undesirable cardiorespiratory effects occurring at high plasma levels.

In the elderly, debilitated, or ASA-PS III or IV patients, rapid (single or repeated) bolus dose administration should not be used for MAC sedation [*see Warnings and Precautions (5.12)*]. The rate of administration should be over 3 minutes to 5 minutes and the dosage of propofol injectable emulsion should be reduced to approximately 80% of the usual adult dosage in these patients according to their condition, responses, and changes in vital signs.

#### Maintenance of MAC Sedation in Adult Patients

For maintenance of sedation, a variable rate infusion method is preferable over an intermittent bolus dose method. With the variable rate infusion method, patients will generally require maintenance rates of 25 mcg/kg/min to 75 mcg/kg/min (1.5 mg/kg/hour to 4.5 mg/kg/hour) during the first 10 minutes to 15 minutes of sedation maintenance. Infusion rates should subsequently be decreased over time to 25 mcg/kg/min to 50 mcg/kg/min and adjusted to clinical responses. In titrating to clinical effect, allow approximately 2 minutes for onset of peak drug effect.

Infusion rates should always be titrated downward in the absence of clinical signs of light sedation until mild responses to stimulation are obtained in order to avoid sedative administration of propofol injectable emulsion at rates higher than are clinically necessary.

If the intermittent bolus dose method is used, increments of propofol injectable emulsion 10 mg (1 mL) or 20 mg (2 mL) can be administered and titrated to desired clinical effect. With the intermittent bolus method of sedation maintenance, there is increased potential for respiratory depression, transient increases in sedation depth, and prolongation of recovery.

In the elderly, debilitated, or ASA-PS III or IV patients, rapid (single or repeated) bolus dose administration should not be used for MAC sedation [*see Warnings and Precautions (5.12)*]. The rate of administration and the dosage of propofol injectable emulsion should be reduced to approximately 80% of the usual adult dosage in these patients according to their condition, responses, and changes in vital signs.

Propofol injectable emulsion can be administered as the sole agent for maintenance of MAC sedation during surgical/diagnostic procedures. When propofol injectable emulsion sedation is supplemented with opioid and/or benzodiazepine medications, these agents increase the sedative and respiratory effects of propofol injectable emulsion and may also result in a slower recovery profile [*see Drug Interactions (7)*].

## **2.5 Clinical Responses and Dose Titrations**

Changes in vital signs indicating a stress response to surgical stimulation or the emergence from anesthesia may be controlled by the administration of 25 mg (2.5 mL) to 50 mg (5 mL) incremental boluses and/or by increasing the infusion rate of propofol injectable emulsion.

For minor surgical procedures (e.g., body surface) nitrous oxide (60% to 70%) can be combined with a variable rate propofol injectable emulsion infusion to provide satisfactory anesthesia. With more stimulating surgical procedures (e.g., intra-abdominal), or if supplementation with nitrous oxide is not provided, administration rate(s) of propofol injectable emulsion and/or opioids should be increased in order to

provide adequate anesthesia.

Infusion rates should always be titrated downward in the absence of clinical signs of light anesthesia in order to avoid administration of propofol injectable emulsion at rates higher than are clinically necessary. Generally, rates of 50 mcg/kg/min to 100 mcg/kg/min in adults should be achieved during maintenance in order to optimize recovery times.

Other drugs that cause CNS depression (hypnotics/sedatives, inhalational anesthetics, and opioids) can increase CNS depression induced by propofol. Morphine premedication (0.15 mg/kg) with nitrous oxide 67% in oxygen has been shown to decrease the necessary propofol injection maintenance infusion rate and therapeutic blood concentrations when compared to non-narcotic (lorazepam) premedication.

Propofol blood concentrations at steady state are generally proportional to infusion rates, especially in individual patients. Undesirable effects such as cardiorespiratory depression are likely to occur at higher blood concentrations which result from bolus dosing or rapid increases in the infusion rate. An adequate interval (3 minutes to 5 minutes) must be allowed between dose adjustments to allow for and assess the clinical effects.

## **2.6 Intensive Care Unit (ICU) Sedation of Intubated, Mechanically Ventilated Adult Patients**

In the Intensive Care Unit (ICU), propofol injectable emulsion can be administered to intubated, mechanically ventilated adult patients to provide continuous sedation and control of stress responses only by persons skilled in the medical management of critically ill patients and trained in cardiovascular resuscitation and airway management.

Propofol injectable emulsion should be individualized according to the patient's condition and response, blood lipid profile, and vital signs [see *Warnings and Precautions* (5.8, 5.9, and 5.10)]. For intubated, mechanically ventilated adult patients, Intensive Care Unit (ICU) sedation should be initiated slowly with a continuous infusion in order to titrate to desired clinical effect and minimize hypotension. When indicated, initiation of sedation should begin at 5 mcg/kg/min (0.3 mg/kg/hour). The infusion rate should be increased by increments of 5 mcg/kg/min to 10 mcg/kg/min (0.3 mg/kg/hour to 0.6 mg/kg/hour) until the desired level of sedation is achieved. A minimum period of 5 minutes between adjustments should be allowed for onset of peak drug effect.

Most adult ICU patients recovering from the effects of general anesthesia or deep sedation will require maintenance rates of 5 mcg/kg/min to 50 mcg/kg/min (0.3 mg/kg/hour to 3 mg/kg/hour) titrated to desired level of clinical response. With medical ICU patients or patients who have recovered from the effects of general anesthesia or deep sedation, the rate of administration of 50 mcg/kg/min or higher may be required to achieve adequate sedation. These higher rates of administration may increase the likelihood of patients developing hypotension. Administration should not exceed 4 mg/kg/hour unless the benefits outweigh the risks [see *Warnings and Precautions* (5.8)].

Dosage and rate of administration should be individualized and titrated to the desired effect, according to clinically relevant factors including the patient's underlying medical problems, preinduction and concomitant medications, age, ASA-PS classification, and level of debilitation of the patient. The elderly, debilitated, and ASA-PS III or IV patients may have exaggerated hemodynamic and respiratory responses to rapid bolus doses

*[see Warnings and Precautions (5.12)].*

Dosages of propofol injectable emulsion should be reduced in patients who have received large dosages of opioids. The propofol injectable emulsion dosage requirement may also be reduced by adequate management of pain with analgesic agents. As with other sedative medications, there is interpatient variability in dosage requirements, and these requirements may change with time *[see Dosage and Administration (2.6)]*.

Evaluation of level of sedation and assessment of CNS function should be carried out daily throughout maintenance to determine the minimum dose of propofol injectable emulsion required for sedation *[see Clinical Studies (14.4)]*. Bolus administration of 10 mg or 20 mg should only be used to rapidly increase depth of sedation in patients where hypotension is not likely to occur. Patients with compromised myocardial function, intravascular volume depletion, or abnormally low vascular tone (e.g., sepsis) may be more susceptible to hypotension *[see Warnings and Precautions (5.4)]*.

Abrupt discontinuation of propofol injectable emulsion prior to weaning or for daily evaluation of sedation levels should be avoided *[see Warnings and Precautions (5.8)]*.

## 2.7 Summary of Dosage Guidelines

Dosages and rates of administration in the following table should be individualized and titrated to clinical response. Safety and dosing requirements for induction of anesthesia in pediatric patients have only been established for children 3 years of age or older. Safety and dosing requirements for the maintenance of anesthesia have only been established for children 2 months of age and older.

**Table 1. Summary of Dosage Guidelines for Different Indications**

<b>INDICATION</b>	<b>DOSAGE AND ADMINISTRATION</b>
<b>Induction of General Anesthesia</b>	Healthy Adults Less Than 65 Years of Age: 2 mg/kg to 2.5 mg/kg until induction onset, as determined by clinical response of the patient. Elderly, Debilitated, or ASA-PS III or IV Patients: 1 mg/kg to 1.5 mg/kg until induction onset, as determined by clinical response to the onset of anesthesia. Cardiac Anesthesia: 0.5 mg/kg to 1.5 mg/kg until induction onset, as determined by clinical response of the patient. Neurosurgical Patients: 1 mg/kg to 2 mg/kg until induction onset, as determined by clinical response of the patient. Pediatric Patients – healthy, from 3 years to 16 years of age: 2.5 mg/kg to 3.5 mg/kg administered until induction onset, as determined by clinical response of the patient <i>[see Pediatric Use (8.4) and Clinical Pharmacology (12.2)]</i> .
<b>Maintenance of General Anesthesia</b>	<b>Infusion</b> Healthy Adults Less Than 65 Years of Age: Infusion of 100 mcg/kg/min to 200 mcg/kg/min (6 mg/kg/hour to 12 mg/kg/hour). Elderly, Debilitated, ASA-PS III or IV Patients: Infusion of

	<p>50 mcg/kg/min to 100 mcg/kg/min (3 mg/kg/hour to 6 mg/kg/hour).</p> <p>Cardiac Anesthesia: Infusion of 25 mcg/kg/min to 100 mcg/kg/min</p> <p>Neurosurgical Patients: Infusion of 100 mcg/kg/min to 200 mcg/kg/min (6 mg/kg/hour to 12 mg/kg/hour).</p> <p>Pediatric Patients - healthy, from 2 months of age to 16 years of age: Infusion of 125 mcg/kg/min to 300 mcg/kg/min (7.5 mg/kg/hour to 18 mg/kg/hour).</p> <p>Following the first half hour of maintenance, if clinical signs of light anesthesia are not present, the infusion rate should be decreased [<i>see Pediatric Use (8.4) and Clinical Pharmacology (12.2)</i>]</p> <p><b>Intermittent Bolus</b></p> <p>Healthy Adults Less Than 65 Years of Age: Increments of 20 mg to 50 mg as needed.</p>
<b>Initiation of MAC Sedation</b>	<p>Healthy Adults Less Than 65 Years of Age: Slow infusion or slow injection techniques are recommended to avoid apnea or hypotension. Most patients require an infusion of 100 mcg/kg/min to 150 mcg/kg/min (6 mg/kg/hour to 9 mg/kg/hour) for 3 minutes to 5 minutes or a slow injection of 0.5 mg/kg over 3 minutes to 5 minutes followed immediately by a maintenance infusion.</p> <p>Elderly, Debilitated, Neurosurgical, or ASA-PS III or IV Patients: Most patients require dosages similar to healthy adults. Rapid boluses are to be avoided [<i>see Warnings and Precautions (5.12)</i>].</p>
<b>Maintenance of MAC Sedation</b>	<p>Healthy Adults Less Than 65 Years of Age: A variable rate infusion technique is preferable over an intermittent bolus technique. Most patients require an infusion of 25 mcg/kg/min to 75 mcg/kg/min (1.5 mg/kg/hour to 4.5 mg/kg/hour) or incremental bolus doses of 10 mg or 20 mg.</p> <p>In Elderly, Debilitated, Neurosurgical, or ASA-PS III or IV Patients: Most patients require 80% of the usual adult dose. A rapid (single or repeated) bolus dose should not be used [<i>see Warnings and Precautions (5.12)</i>].</p>
<b>Initiation and Maintenance of ICU Sedation in Intubated, Mechanically Ventilated Adult Patients</b>	<p>Adult Patients - Because of the residual effects of previous anesthetic or sedative agents, in most patients the initial infusion should be 5 mcg/kg/min (0.3 mg/kg/hour) for at least 5 minutes. Subsequent increments of 5 mcg/kg/min to 10 mcg/kg/min (0.3 mg/kg/hour to 0.6 mg/kg/hour) over 5 minutes to 10 minutes may be used until desired clinical effect is achieved. Maintenance rates of 5 mcg/kg/min to 50 mcg/kg/min (0.3 mg/kg/hour to 3 mg/kg/hour) or higher may be required. Administration should not exceed 4 mg/kg/hour unless the benefits outweigh the risks [<i>see Warnings and Precautions (5.8)</i>].</p> <p>Evaluation of clinical effect and assessment of CNS</p>

function should be carried out daily throughout maintenance to determine the minimum dose of propofol injectable emulsion required for sedation. The tubing and any unused propofol injectable emulsion drug product should be discarded after 12 hours because propofol injectable emulsion contains no preservatives and is capable of supporting growth of microorganisms [see <i>Dosage and Administration (2.7)</i> and <i>Warnings and Precautions (5.2)</i> ].
---

### **3 DOSAGE FORMS AND STRENGTHS**

Propofol Injectable Emulsion, USP is available in single-dose vials as follows:

200 mg of propofol per 20 mL of an oil-in-water emulsion (10 mg per mL), 20 mL vial

500 mg of propofol per 50 mL of an oil-in-water emulsion (10 mg per mL), 50 mL vial

1,000 mg of propofol per 100 mL of an oil-in-water emulsion (10 mg per mL), 100 mL vial

### **4 CONTRAINDICATIONS**

Propofol injectable emulsion is contraindicated in patients with a known hypersensitivity to propofol or any of propofol injectable emulsion components.

Propofol injectable emulsion is contraindicated in patients with a history of anaphylaxis to eggs, egg products, soybeans or soy products.

### **5 WARNINGS AND PRECAUTIONS**

#### **5.1 Anaphylactic and Anaphylactoid Reactions**

Use of propofol injectable emulsion has been associated with both fatal and life threatening anaphylactic and anaphylactoid reactions.

Clinical features of anaphylaxis, including angioedema, bronchospasm, erythema, and hypotension, occur rarely following propofol injectable emulsion administration.

#### **5.2 Risks of Microbial Contamination**

Strict aseptic technique must always be maintained during handling. Propofol injectable emulsion is a single-dose parenteral product (single patient infusion vial) which contains 0.005% disodium edetate (EDTA) to inhibit the rate of growth of microorganisms, for up to 12 hours, in the event of accidental extrinsic contamination. However, propofol injectable emulsion can still support the growth of microorganisms, as it is not an antimicrobially preserved product under USP standards. Do not use if contamination is suspected. Discard unused drug product as directed within the required time limits. There have been reports in which failure to use aseptic technique when handling propofol injectable emulsion was associated with microbial contamination of the product and with fever, infection/sepsis, other life-threatening illness, and/or death.

Propofol injectable emulsion vials are never to be accessed more than once or used on more than one person.

There have been reports, in the literature and other public sources, of the transmission of bloodborne pathogens (such as Hepatitis B, Hepatitis C, and HIV) from unsafe injection practices, and of the use of propofol vials intended for single use on multiple persons.

### **5.3 Risks of Pediatric Neurotoxicity**

Published animal studies demonstrate that the administration of anesthetic and sedation drugs that block NMDA receptors and/or potentiate GABA activity increase neuronal apoptosis in the developing brain and result in long-term cognitive deficits when used for longer than 3 hours. The clinical significance of these findings is not clear. However, based on the available data, the window of vulnerability to these changes is believed to correlate with exposures in the third trimester of gestation through the first several months of life, but may extend out to approximately three years of age in humans [see *Animal Toxicology and/or Pharmacology* (13.2)].

Some published studies in children suggest that similar deficits may occur after repeated or prolonged exposures to anesthetic agents early in life and may result in adverse cognitive or behavioral effects. These studies have substantial limitations, and it is not clear if the observed effects are due to the anesthetic/sedation drug administration or other factors such as the surgery or underlying illness.

Anesthetic and sedation drugs are a necessary part of the care of children needing surgery, other procedures, or tests that cannot be delayed, and no specific medications have been shown to be safer than any other. Decisions regarding the timing of any elective procedures requiring anesthesia should take into consideration the benefits of the procedure weighed against the potential risks.

### **5.4 Risks of Bradycardia, Asystole, and Cardiac Arrest**

Propofol has no vagolytic activity. Reports of bradycardia, asystole, and rarely, cardiac arrest have been associated with propofol. Pediatric patients are susceptible to this effect, particularly when fentanyl is given concomitantly.

The intravenous administration of anticholinergic agents (e.g., atropine or glycopyrrolate) should be considered to modify potential increases in vagal tone due to concomitant agents (e.g., succinylcholine) or surgical stimuli.

### **5.5 Risk of Seizures**

When propofol injectable emulsion is administered to an epileptic patient, there is a risk of seizure during the recovery phase.

### **5.6 Neurosurgical Anesthesia**

When propofol is used in patients with increased intracranial pressure or impaired cerebral circulation, significant decreases in mean arterial pressure should be avoided because of the resultant decreases in cerebral perfusion pressure. To avoid significant hypotension and decreases in cerebral perfusion pressure, an infusion or slow bolus should be utilized instead of rapid, more frequent, and/or larger boluses of propofol injectable emulsion. Slower induction, titrated to clinical responses, will generally result in

reduced induction dosage requirements (1 mg/kg to 2 mg/kg). When increased ICP is suspected, hyperventilation and hypocarbia should accompany the administration of propofol injectable emulsion [see *Dosage and Administration* (2.1)].

## **5.7 Cardiac Anesthesia**

Slower rates of administration should be utilized in premedicated patients, geriatric patients, patients with recent fluid shifts, and patients who are hemodynamically unstable. Fluid deficits should be corrected prior to administration of propofol injectable emulsion. In those patients where additional fluid therapy may be contraindicated, other measures, e.g., elevation of lower extremities, or use of pressor agents, may be useful to offset the hypotension which is associated with the induction of anesthesia with propofol injectable emulsion.

## **5.8 Use for Intensive Care Unit Sedation of Intubated, Mechanically Ventilated Adult Patients**

The administration of propofol injectable emulsion should be initiated as a continuous infusion and changes in the rate of administration made slowly (>5 min) in order to minimize hypotension and avoid acute overdosage [see *Overdosage* (10) and *Dosage and Administration* (2.5)].

Patients should be monitored for early signs of significant hypotension and/or cardiovascular depression, which may be profound. These effects are responsive to discontinuation of propofol injectable emulsion, intravenous fluid administration, and/or vasopressor therapy. In the elderly, debilitated, or ASA-PS III or IV patients, rapid (single or repeated) bolus administration should not be used during sedation in order to minimize undesirable cardiorespiratory depression.

As with other sedative medications, there is wide interpatient variability in propofol injectable emulsion dosage requirements, and these requirements may change with time.

Failure to reduce the infusion rate in patients receiving propofol injectable emulsion for extended periods may result in excessively high blood concentrations of the drug. Thus, titration to clinical response and daily evaluation of sedation levels are important during use of propofol injectable emulsion infusion for ICU sedation, especially when it is used for long durations.

Opioids and paralytic agents should be discontinued and respiratory function optimized prior to weaning patients from mechanical ventilation. Infusions of propofol injectable emulsion should be adjusted to maintain a light level of sedation prior to weaning patients from mechanical ventilatory support. Throughout the weaning process, this level of sedation may be maintained in the absence of respiratory depression.

Abrupt discontinuation of propofol injectable emulsion prior to weaning or for daily evaluation of sedation levels should be avoided. This may result in rapid awakening with associated anxiety, agitation, and resistance to mechanical ventilation. It is therefore recommended that administration of propofol injectable emulsion be continued in order to maintain a light level of sedation throughout the weaning process until 10 to 15 minutes prior to extubation, at which time the infusion can be discontinued.

## **5.9 Risks of Propofol Infusion Syndrome in Patients with ICU Sedation**



Use of propofol infusions for both adult and pediatric ICU sedation has been associated with a constellation of metabolic derangements and organ system failures, referred to as Propofol Infusion Syndrome, that have resulted in death. The syndrome is characterized by severe metabolic acidosis, hyperkalemia, lipemia, rhabdomyolysis, hepatomegaly, renal failure, ECG changes (Coved ST segment elevation -similar to ECG changes of the Brugada syndrome) and/or cardiac failure.

The following appear to be major risk factors for the development of these events: decreased oxygen delivery to tissues; serious neurological injury and/or sepsis; high dosages of one or more of the following pharmacological agents: vasoconstrictors, steroids, inotropes and/or prolonged, high-dose infusions of propofol (> 5 mg/kg/hour for > 48 hours). The syndrome has also been reported following large-dose, short-term infusions during surgical anesthesia. In the setting of prolonged need for sedation, increasing propofol dose requirements to maintain a constant level of sedation, or onset of metabolic acidosis during administration of a propofol infusion, consideration should be given to using alternative means of sedation.

Prescribers should be alert to these events in patients with the above risk factors and immediately discontinue propofol when the above signs develop.

### **5.10 Risk of Elevations in Serum Triglycerides**

Propofol injectable emulsion use requires caution when administered to patients with disorders of lipid metabolism such as primary hyperlipoproteinemia, diabetic hyperlipemia, and pancreatitis.

Since propofol injectable emulsion is formulated in an oil-in-water emulsion, elevations in serum triglycerides may occur when propofol injectable emulsion is administered for extended periods of time. Patients at risk of hyperlipidemia should be monitored for increases in serum triglycerides or serum turbidity. Administration of propofol injectable emulsion should be adjusted if fat is being inadequately cleared from the body. A reduction in the quantity of concurrently administered lipids is indicated to compensate for the amount of lipid infused as part of the propofol injectable emulsion formulation; 1 mL of propofol injectable emulsion contains approximately 0.1 g of fat (1.1 kcal).

### **5.11 Risks of Zinc Losses**

EDTA is a strong chelator of trace metals – including zinc. Although with propofol injectable emulsion there are no reports of decreased zinc levels or zinc deficiency-related adverse events, propofol injectable emulsion should not be infused for longer than 5 days without providing a drug holiday to safely replace estimated or measured urine zinc losses.

In clinical trials mean urinary zinc loss was approximately 2.5 mg/day to 3 mg/day in adult patients and 1.5 mg/day to 2 mg/day in pediatric patients.

In patients who are predisposed to zinc deficiency, such as those with burns, diarrhea, and/or major sepsis, the need for supplemental zinc should be considered during prolonged therapy with propofol injectable emulsion.

### **5.12 Use in the Elderly, Debilitated, or ASA-PS III or IV Patients**

A lower induction dose and a slower maintenance rate of administration should be used in elderly, debilitated, or ASA-PS III or IV patients [*see Dosage and Administration (2)*].

Patients should be continuously monitored for early signs of hypotension and/or bradycardia. Apnea requiring ventilatory support often occurs during induction and may persist for more than 60 seconds.

### **5.13 Risk of Transient Local Pain**

Attention should be paid to minimize pain on administration of propofol injectable emulsion. Transient local pain can be minimized if the larger veins of the forearm or antecubital fossa are used. Pain during intravenous injection may also be reduced by prior injection of intravenous lidocaine (1 mL of a 1% solution). Pain on injection occurred frequently in pediatric patients (45%) when a small vein of the hand was utilized without lidocaine pretreatment. With lidocaine pretreatment or when antecubital veins were utilized, pain was minimal (incidence less than 10%) and well-tolerated.

There have been reports in the literature indicating that the addition of lidocaine to propofol injectable emulsion in quantities greater than 20 mg lidocaine/200 mg propofol results in instability of the emulsion which is associated with increases in globule sizes over time and (in rat studies) a reduction in anesthetic potency. Therefore, it is recommended that lidocaine be administered prior to propofol injectable emulsion administration or that it be added to propofol injectable emulsion immediately before administration and in quantities not exceeding 20 mg lidocaine/200 mg propofol.

### **5.14 Risks of Local Reactions**

Phlebitis or venous thrombosis has been reported. In two clinical studies using dedicated intravenous catheters, no instances of venous sequelae were observed up to 14 days following induction.

Accidental intra-arterial injection has been reported in patients, and, other than pain, there were no major sequelae.

### **5.15 Risk of Aggregation if Administered through the Same Intravenous Catheter with Blood or Plasma**

Propofol injectable emulsion should not be coadministered through the same intravenous catheter with blood or plasma because compatibility has not been established. *In vitro* tests have shown that aggregates of the globular component of the emulsion vehicle have occurred with blood/plasma/serum from humans and animals. The clinical significance of these findings is not known.

### **5.16 Risk of Postoperative Unconsciousness**

Very rarely the use of propofol may be associated with the development of a period of postoperative unconsciousness which may be accompanied by an increase in muscle tone. This may or may not be preceded by a brief period of wakefulness. Recovery is spontaneous.

### **5.17 Risks of Perioperative Myoclonia**

Perioperative myoclonia, rarely including convulsions and opisthotonos, has occurred in association with propofol injectable emulsion administration.

### **5.18 Risks of Pulmonary Edema**

There have been rare reports of pulmonary edema in temporal relationship to the administration of propofol injectable emulsion, although a causal relationship is unknown.

### **5.19 Risks of Unexplained Postoperative Pancreatitis**

Rarely, cases of unexplained postoperative pancreatitis (requiring hospital admission) have been reported after anesthesia in which propofol was one of the induction agents used. Due to a variety of confounding factors in these cases, including concomitant medications, a causal relationship to propofol is unclear.

## **6 ADVERSE REACTIONS**

The following serious or otherwise important adverse reactions are discussed elsewhere in the labeling:

- Hypersensitivity reaction *[see Warnings and Precautions (5.1)]*
- Hypotension and/or bradycardia *[see Warnings and Precautions (5.4)]*
- Propofol Infusion Syndrome *[see Warnings and Precautions (5.9)]*

In the description below, rates of the more common events represent US/Canadian clinical study results. Less frequent events are also derived from publications and marketing experience in over 8 million patients; there are insufficient data to support an accurate estimate of their incidence rates. These studies were conducted using a variety of premedicants, varying lengths of surgical/diagnostic procedures, and various other anesthetic/sedative agents. Most adverse events were mild and transient.

### Clinical Trials Experience

Because clinical trials are conducted under widely varying conditions, adverse reaction rates observed in the clinical trials of a drug cannot be directly compared to rates in the clinical trials of another drug and may not reflect the rates observed in practice.

#### *Anesthesia and MAC Sedation in Adults*

The following estimates of adverse events for propofol injectable emulsion include data from clinical trials in general anesthesia/MAC sedation (N=2889 adult patients). The adverse events listed below as probably causally related are those events in which the actual incidence rate in patients treated with propofol injectable emulsion was greater than the comparator incidence rate in these trials. Therefore, incidence rates for anesthesia and MAC sedation in adults generally represent estimates of the percentage of clinical trial patients which appeared to have probable causal relationship.

The adverse experience profile from reports of 150 patients in the MAC sedation clinical trials is similar to the profile established with propofol injectable emulsion during anesthesia (see Table 3 below). During MAC sedation clinical trials, significant respiratory events included cough, upper airway obstruction, apnea, hypoventilation, and dyspnea.

#### *Anesthesia in Pediatric Patients*

Generally, the adverse experience profile from reports of 506 propofol injectable emulsion pediatric patients from 6 days through 16 years of age in the US/Canadian anesthesia clinical trials is similar to the profile established with propofol injectable emulsion during anesthesia in adults. Although not reported as an adverse event in clinical trials, apnea is frequently observed in pediatric patients.

## ICU Sedation in Adults

The following estimates of adverse events include data from clinical trials in ICU sedation (N=159 adult patients). Probably related incidence rates for ICU sedation were determined by individual case report form review. Probable causality was based upon an apparent dose response relationship and/or positive responses to rechallenge. In many instances the presence of concomitant disease and concomitant therapy made the causal relationship unknown. Therefore, incidence rates for ICU sedation generally represent estimates of the percentage of clinical trial patients which appeared to have a probable causal relationship.

**Table 2. Treatment Emergent Adverse Events Observed from Clinical Trials**

	<b>Anesthesia/MAC Sedation</b>	<b>ICU Sedation</b>
Body as a Whole	Anaphylaxis/Anaphylactoid reaction perinatal disorder, tachycardia, bigeminy, bradycardia, premature ventricular contractions, hemorrhage, ECG abnormal arrhythmia atrial, fever, extremities pain, anticholinergic syndrome, asthenia, awareness, chest pain, extremities pain, fever, increased drug effect, neck rigidity/stiffness, trunk pain	Fever, sepsis, trunk pain, whole body weakness
Cardiovascular	Premature atrial contractions Syncope, hypotension [ <i>see also Clinical Pharmacology (12)</i> ], tachycardia Nodal, arrhythmia Bradycardia, arrhythmia, atrial fibrillation, atrioventricular heart block, bigeminy, bleeding, bundle branch block, cardiac arrest, ECG abnormal, edema, extrasystole, heart block, hypertension, myocardial infarction, myocardial ischemia, premature ventricular contractions, ST segment depression, supraventricular tachycardia, tachycardia, ventricular fibrillation	Bradycardia, decreased cardiac output, arrhythmia, atrial fibrillation, bigeminy, cardiac arrest, extrasystole, right heart failure, ventricular tachycardia
Central Nervous System	Hypertonia/Dystonia, paresthesia, movement, abnormal dreams, agitation, amorous behavior, anxiety, bucking/jerking/thrashing,	Agitation, hypotension, hills/shivering, intracranial hypertension, seizures, somnolence, thinking

	chills/shivering/clonic/myoclonic movement, combativeness, confusion, delirium, depression, dizziness, emotional lability, euphoria, fatigue, hallucinations, headache, hypotonia, hysteria, insomnia, moaning, neuropathy, opisthotonos, rigidity, seizures, somnolence, tremor, twitching	abnormal
Digestive	Hypersalivation, nausea, cramping, diarrhea, dry mouth, enlarged parotid, nausea, swallowing, vomiting	Ileus, liver function abnormal
Hemic/Lymphatic	Leukocytosis, coagulation disorder, leukocytosis	
Injection Site	Phlebitis, pruritus, burning/Stinging or pain, hives/itching, phlebitis, redness/discoloration	
Metabolic/Nutritional	hypomagnesemia, hyperkalemia, hyperlipemia	BUN increased, creatinine increased, dehydration, hyperglycemia, metabolic acidosis, osmolality increased, hyperlipemia
Musculoskeletal	Myalgia	
Nervous	Dizziness, agitation, chills, somnolence Delirium	
Respiratory	Wheezing, cough, laryngospasm, hypoxia, apnea, bronchospasm, burning in throat, dyspnea, hiccough, hyperventilation, hypoventilation, pharyngitis, sneezing, tachypnea, upper airway obstruction	Decreased lung function, respiratory acidosis during weaning, hypoxia
Skin and Appendages	Flushing, Pruritus, rash, conjunctival hyperemia, diaphoresis, urticaria	Rash
Special Senses	Amblyopia, vision abnormal, diplopia, ear pain, eye pain, nystagmus, taste perversion, tinnitus	
Urogenital	Cloudy urine, oliguria, urine retention	Green urine, kidney failure

## Postmarketing Experience

During the post-marketing period, there have been rare reports of local pain, swelling, blisters, and/or tissue necrosis following accidental extravasation of propofol injectable emulsion [see *Warnings and Precautions* (5.14)].

Venous sequelae, i.e., phlebitis or thrombosis, have been reported rarely (<1%).

## **7 DRUG INTERACTIONS**

### Opioids and Sedatives

The induction dose requirements of propofol injectable emulsion may be reduced in patients with intramuscular or intravenous premedication, particularly with opioids (e.g., morphine, meperidine, and fentanyl, etc.) and combinations of opioids and sedatives (e.g., benzodiazepines, barbiturates, chloral hydrate, droperidol, etc.). These agents may increase the anesthetic or sedative effects of propofol and may also result in more pronounced decreases in systolic, diastolic, and mean arterial pressures and cardiac output.

In pediatric patients, administration of fentanyl concomitantly with propofol injectable emulsion may result in serious bradycardia.

### Analgesic Agents

During maintenance of anesthesia or sedation, the rate of propofol injectable emulsion administration should be adjusted according to the desired level of anesthesia or sedation and may be reduced in the presence of supplemental analgesic agents (e.g., nitrous oxide or opioids).

The concurrent administration of potent inhalational agents (e.g., isoflurane, sevoflurane, desflurane, enflurane, and halothane) during maintenance with propofol injectable emulsion are routinely used. These inhalational agents can also be expected to increase the anesthetic or sedative and cardiorespiratory effects of propofol.

### Valproate

The concomitant use of valproate and propofol may lead to increased blood levels of propofol. Reduce the dose of propofol when co-administering with valproate. Monitor patients closely for signs of increased sedation or cardiorespiratory depression.

### Common Neuromuscular Blocking Agents

Propofol does not cause a clinically significant change in onset, intensity or duration of action of the commonly used neuromuscular blocking agents (e.g., succinylcholine and nondepolarizing muscle relaxants).

### Common Drugs Used as Premedication or Drugs Used During Anesthesia or Sedation

No significant adverse interactions with commonly used premedications or drugs used during anesthesia or sedation (including a range of muscle relaxants, inhalational agents, analgesic agents, and local anesthetic agents) have been observed in adults.

## **8 USE IN SPECIFIC POPULATIONS**

## 8.1 Pregnancy

### Risk Summary

Data from randomized controlled trials, cohort studies and case series over several decades with propofol use in pregnant women have not identified a drug-associated risk of major birth defects, miscarriage, or adverse maternal or fetal outcomes. Most of the reported exposures to propofol describe propofol exposure at the time of cesarean delivery. There are reports of neonatal depression in infants exposed to propofol during delivery (*see Clinical Considerations*). In animal reproduction studies, decreased pup survival concurrent with increased maternal mortality was observed with intravenous administration of propofol to pregnant rats either prior to mating and during early gestation or during late gestation and early lactation at exposures less than the human induction dose of 2.5 mg/kg. In pregnant rats administered 15 mg/kg/day intravenous propofol (equivalent to the human induction dose) from two weeks prior to mating to early in gestation (Gestation Day 7), offspring that were allowed to mate had increased postimplantation losses. The pharmacological activity (anesthesia) of the drug on the mother is probably responsible for the adverse effects seen in the offspring.

Published studies in pregnant primates demonstrate that the administration of anesthetic and sedation drugs that block NMDA receptors and/or potentiate GABA activity during the period of peak brain development increases neuronal apoptosis in the developing brain of the offspring when used for longer than 3 hours. There are no data on pregnancy exposures in primates corresponding to periods prior to the third trimester in humans [*see Data, Warnings and Precautions (5.3), Use in Specific Populations (8.4)*]. The clinical significance of these nonclinical findings is not known, and the benefits of appropriate anesthesia in pregnant women who require procedures should be balanced with the potential risks suggested by the nonclinical data.

The estimated background risk of major birth defects and miscarriage for the indicated population is unknown. All pregnancies have a background risk of birth defect, loss, or other adverse outcomes. In the U.S. general population, the estimated background risk of major birth defects and miscarriage in clinically recognized pregnancies is 2–4% and 15–20%, respectively.

### Clinical Considerations

#### *Fetal/neonatal Adverse Reactions*

Propofol crosses the placenta and may be associated with neonatal depression. Monitor neonates for hypotonia and sedation following maternal exposure to propofol.

### Data

#### *Animal Data*

Pregnant rats were administered propofol intravenously at 0, 5, 10, and 15 mg/kg/day (0.3, 0.65, and 1 times the human induction dose of 2.5 mg/kg based on body surface area) during organogenesis (Gestational Days 6–15). Propofol did not cause adverse effects to the fetus at exposures up to 1 times the human induction dose despite evidence of maternal toxicity (decreased weight gain in all groups).

Pregnant rabbits were administered propofol intravenously at 0, 5, 10, and 15 mg/kg/day (0.65, 1.3, 2 times the human induction dose of 2.5 mg/kg based on body

surface area comparison) during organogenesis (Gestation Days 6–18). Propofol treatment decreased total numbers of corpora lutea in all treatment groups but did not cause fetal malformations at any dose despite maternal toxicity (one maternal death from anesthesia-related respiratory depression in the high dose group).

Pregnant rats were administered propofol intravenously at 0, 10, and 15 mg/kg/day (0.65 and 1 times the human induction dose of 2.5 mg/kg based on body surface area) from late gestation through lactation (Gestation Day 16 to Lactation Day 22). Decreased pup survival was noted at all doses in the presence of maternal toxicity (deaths from anesthesia-induced respiratory depression). This study did not evaluate neurobehavioral function including learning and memory in the pups.

Pregnant rats were administered propofol intravenously at 0, 10, or 15 mg/kg/day (0.3 and 1 times the human induction dose of 2.5 mg/kg based on body surface area) from 2 weeks prior to mating to Gestational Day 7. Pup (F1) survival was decreased on Day 15 and 22 of lactation at maternally toxic doses of 10 and 15 mg/kg/day. When F1 offspring were allowed to mate, postimplantation losses were increased in the 15 mg/kg/day treatment group.

In a published study in primates, administration of an anesthetic dose of ketamine for 24 hours on Gestation Day 122 increased neuronal apoptosis in the developing brain of the fetus. In other published studies, administration of either isoflurane or propofol for 5 hours on Gestation Day 120 resulted in increased neuronal and oligodendrocyte apoptosis in the developing brain of the offspring. With respect to brain development, this time period corresponds to the third trimester of gestation in the human. The clinical significance of these findings is not clear; however, studies in juvenile animals suggest neuroapoptosis correlates with long-term cognitive deficits [see *Warnings and Precautions* (5.3), *Pediatric Use* (8.4), and *Animal Toxicology and/or Pharmacology* (13.2)].

## **8.2 Lactation**

### Risk Summary

Based on data from published studies, propofol is present in human milk. Variable concentrations have been reported in human milk with administration of propofol to nursing mothers in the early post-partum period. Available data have not shown adverse reactions in breastfed infants. There are no data on the effects of propofol on milk production. The developmental and health benefits of breastfeeding should be considered along with the mother's clinical need for propofol and any potential adverse effects on the breastfed infant from propofol or from the underlying maternal condition.

## **8.4 Pediatric Use**

The safety and effectiveness of propofol injectable emulsion have been established for induction of anesthesia in pediatric patients aged 3 years and older and for the maintenance of anesthesia aged 2 months and older.

In pediatric patients, administration of fentanyl concomitantly with propofol may result in serious bradycardia [see *Warnings and Precautions* (5.4)].

Propofol injectable emulsion is not indicated for use in pediatric patients for ICU sedation or for MAC sedation for surgical, nonsurgical or diagnostic procedures as safety and effectiveness have not been established.



There have been anecdotal reports of serious adverse events and death in pediatric patients with upper respiratory tract infections receiving propofol for ICU sedation.

In one multicenter clinical trial of ICU sedation in critically ill pediatric patients that excluded patients with upper respiratory tract infections, the incidence of mortality observed in patients who received propofol injectable emulsion (n=222) was 9%, while that for patients who received standard sedative agents (n=105) was 4%. While causality was not established in this study, propofol injectable emulsion is not indicated for ICU sedation in pediatric patients until further studies have been performed to document its safety in that population [see *Clinical Pharmacology (12.3)* and *Dosage and Administration (2.1 and 2.2)*]. However, propofol infusions are routinely used to provide safe sedation to critically ill pediatric patients in ICUs.

In pediatric patients, abrupt discontinuation of propofol injectable emulsion following prolonged infusion may result in flushing of the hands and feet, agitation, tremulousness and hyperirritability. Increased incidences of bradycardia (5%), agitation (4%), and jitteriness (9%) have also been observed.

Published juvenile animal studies demonstrate that the administration of anesthetic and sedation drugs, such as propofol, that either block NMDA receptors or potentiate the activity of GABA during the period of rapid brain growth or synaptogenesis, results in widespread neuronal and oligodendrocyte cell loss in the developing brain and alterations in synaptic morphology and neurogenesis. Based on comparisons across species, the window of vulnerability to these changes is believed to correlate with exposures in the third trimester of gestation through the first several months of life, but may extend out to approximately 3 years of age in humans.

In primates, exposure to 3 hours of ketamine that produced a light surgical plane of anesthesia did not increase neuronal cell loss, however, treatment regimens of 5 hours or longer of isoflurane increased neuronal cell loss. Data from isoflurane-treated rodents and ketamine-treated primates suggest that the neuronal and oligodendrocyte cell losses are associated with prolonged cognitive deficits in learning and memory. The clinical significance of these nonclinical findings is not known, and healthcare providers should balance the benefits of appropriate anesthesia in pregnant women, neonates, and young children who require procedures with the potential risks suggested by the nonclinical data [see *Warnings and Precaution (5.3)*, *Pregnancy (8.1)*, and *Animal Toxicology and/or Pharmacology (13.2)*].

## **8.5 Geriatric Use**

The effect of age on induction dose requirements for propofol was assessed in an open-label study involving 211 unpremedicated patients with approximately 30 patients in each decade between the ages of 16 and 80. The average dose to induce anesthesia was calculated for patients up to 54 years of age and for patients 55 years of age or older. The average dose to induce anesthesia in patients up to 54 years of age was 1.99 mg/kg and in patients above 54 it was 1.66 mg/kg. Subsequent clinical studies have demonstrated lower dosing requirements for subjects greater than 60 years of age.

A lower induction dose and a slower maintenance rate of administration of propofol injectable emulsion should be used in elderly patients. In this group of patients, rapid (single or repeated) bolus administration should not be used in order to minimize undesirable cardiorespiratory depression. All dosing should be titrated according to patient condition and response [see *Dosage and Administration (2)* and *Clinical*

## **8.6 Hepatic Impairment**

The long-term administration of propofol injectable emulsion to patients with hepatic insufficiency has not been evaluated.

The pharmacokinetics of propofol do not appear to be different in people with chronic hepatic cirrhosis compared to adults with normal hepatic function. The effects of acute hepatic failure on the pharmacokinetics of propofol have not been studied.

## **8.7 Renal Impairment**

Studies to date in patients with normal or impaired renal function have not shown any alteration in renal function with propofol injectable emulsion containing 0.005% disodium edetate. In patients at risk for renal impairment, urinalysis and urine sediment should be checked before initiation of sedation and then be monitored on alternate days during sedation.

Propofol injectable emulsion contains 0.005% disodium edetate. At high doses (2 to 3 grams per day), EDTA has been reported, on rare occasions, to be toxic to the renal tubules.

The long-term administration of propofol injectable emulsion to patients with renal failure has not been evaluated.

The pharmacokinetics of propofol do not appear to be different in people with chronic renal impairment compared to adults with normal renal function. The effects of acute renal failure on the pharmacokinetics of propofol have not been studied.

# **9 DRUG ABUSE AND DEPENDENCE**

## **9.2 Abuse**

There are reports of the abuse of propofol for recreational and other improper purposes, which have resulted in fatalities and other injuries. Instances of self-administration of propofol injectable emulsion by health care professionals have also been reported, which have resulted in fatalities and other injuries. Inventories of propofol injectable emulsion should be stored and managed to prevent the risk of diversion, including restriction of access and accounting procedures as appropriate to the clinical setting.

# **10 OVERDOSAGE**

## **10.1 Symptoms**

Overdosage is likely to cause cardiorespiratory depression.

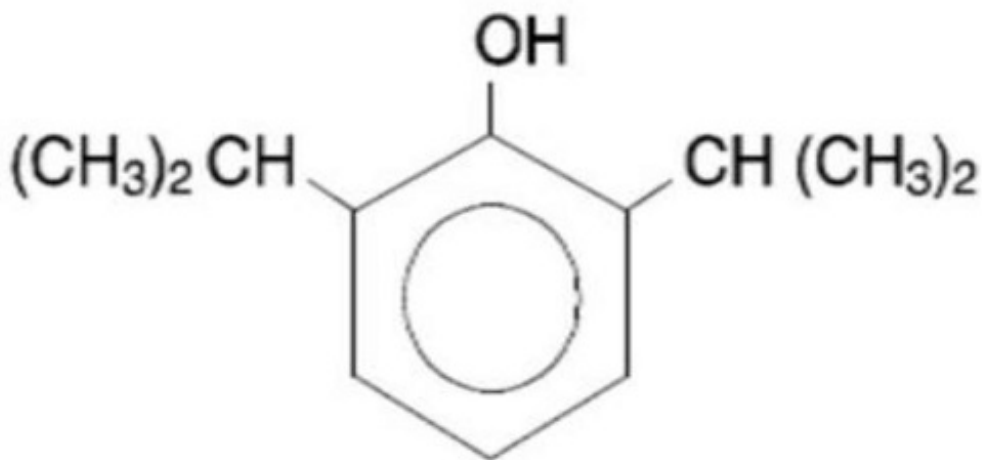
## **10.2 Treatment**

If overdosage occurs, propofol injectable emulsion administration should be discontinued immediately.

Respiratory depression should be treated by artificial ventilation with oxygen. Cardiovascular depression may require repositioning of the patient by raising the patient's legs, increasing the flow rate of intravenous fluids, and administering pressor agents and/or anticholinergic agents.

## 11 DESCRIPTION

Propofol Injectable Emulsion, USP is an anesthetic available as a sterile, nonpyrogenic white or almost white homogeneous emulsion for intravenous administration. The structural formula is:



Chemical name: 2,6 diisopropylphenol

Molecular formula:  $C_{12}H_{18}O$

Molecular weight: 178.27

Propofol is slightly soluble in water. The pKa is 11. The octanol/water partition coefficient for propofol is 6761:1 at a pH of 6 to 8.5.

Each mL of Propofol Injectable Emulsion, USP contains 10 mg of propofol, 100 mg of soybean oil (100 mg per mL), 22.5 mg of glycerol (22.5 mg per mL), 12 mg of egg phospholipids (12 mg per mL), 0.055 mg of disodium edetate dihydrate (equivalent to 0.050 mg of disodium edetate) (0.05 mg per mL) as microbial inhibitor, and sodium hydroxide to adjust pH, in water for injection. Propofol Injectable Emulsion, USP is isotonic and has a pH of 7.0 to 8.5.

## 12 CLINICAL PHARMACOLOGY

Propofol injectable emulsion is an intravenous general anesthetic and sedation drug for use in the induction and maintenance of anesthesia or sedation. Intravenous injection of a therapeutic dose of propofol induces anesthesia, with minimal excitation, usually within 40 seconds from the start of injection (the time for one arm-brain circulation). As with other rapidly acting intravenous anesthetic agents, the half-time of the blood-brain equilibration is approximately 1 to 3 minutes, accounting for the rate of induction of anesthesia.

### 12.1 Mechanism of Action

The mechanism of action, like all general anesthetics, is poorly understood. However, propofol is thought to produce its sedative/anesthetic effects by the positive modulation of the inhibitory function of the neurotransmitter GABA through the ligand-gated GABA<sub>A</sub> receptors.

## 12.2 Pharmacodynamics

Pharmacodynamic properties of propofol are dependent upon the therapeutic blood propofol concentrations. Steady-state propofol blood concentrations are generally proportional to infusion rates. Undesirable side effects, such as cardiorespiratory depression, are likely to occur at higher blood concentrations which result from bolus dosing or rapid increases in infusion rates. An adequate interval (3 to 5 minutes) must be allowed between dose adjustments in order to assess clinical effects.

The hemodynamic effects of propofol during induction of anesthesia vary. If spontaneous ventilation is maintained, the major cardiovascular effect is arterial hypotension (sometimes greater than a 30% decrease) with little or no change in heart rate and no appreciable decrease in cardiac output. If ventilation is assisted or controlled (positive pressure ventilation), there is an increase in the incidence and the degree of depression of cardiac output. Addition of an opioid, used as a premedicant, further decreases cardiac output and respiratory drive.

If anesthesia is continued by infusion of propofol, the stimulation of endotracheal intubation and surgery may return arterial pressure towards normal. However, cardiac output may remain depressed. Comparative clinical studies have shown that the hemodynamic effects of propofol during induction of anesthesia are generally more pronounced than with other intravenous induction agents.

Induction of anesthesia with propofol is frequently associated with apnea in both adults and pediatric patients. In adult patients who received propofol (2 mg/kg to 2.5 mg/kg), apnea lasted less than 30 seconds in 7% of patients, 30 seconds to 60 seconds in 24% of patients, and more than 60 seconds in 12% of patients. In pediatric patients from birth through 16 years of age assessable for apnea who received bolus doses of propofol (1 mg/kg to 3.6 mg/kg), apnea lasted less than 30 seconds in 12% of patients, 30 seconds to 60 seconds in 10% of patients, and more than 60 seconds in 5% of patients.

During maintenance of general anesthesia, propofol causes a decrease in spontaneous minute ventilation usually associated with an increase in carbon dioxide tension which may be marked depending upon the rate of administration and concurrent use of other medications (e.g., opioids, sedatives, etc.).

During monitored anesthesia care (MAC) sedation, attention must be given to the cardiorespiratory effects of propofol. Hypotension, oxyhemoglobin desaturation, apnea, and airway obstruction can occur, especially following a rapid bolus of propofol injectable emulsion. During initiation of MAC sedation, slow infusion or slow injection techniques are preferable over rapid bolus administration. During maintenance of MAC sedation, a variable rate infusion is preferable over intermittent bolus administration in order to minimize undesirable cardiorespiratory effects. In the elderly, debilitated, or ASA-PS III or IV patients, rapid (single or repeated) bolus dose administration should not be used for MAC sedation [see *Warnings and Precautions* (5.12)].

Clinical and preclinical studies suggest that propofol is rarely associated with elevation of

plasma histamine levels.

Preliminary findings in patients with normal intraocular pressure indicate that propofol produces a decrease in intraocular pressure which may be associated with a concomitant decrease in systemic vascular resistance.

Clinical studies indicate that propofol when used in combination with hypocarbia increases cerebrovascular resistance and decreases cerebral blood flow, cerebral metabolic oxygen consumption, and intracranial pressure. Propofol does not affect cerebrovascular reactivity to changes in arterial carbon dioxide tension [see *Clinical Studies (14.2)*].

Clinical studies indicate that propofol does not suppress the adrenal response to ACTH.

Animal studies and limited experience in susceptible patients have not indicated any propensity of propofol to induce malignant hyperthermia.

Hemosiderin deposits have been observed in the livers of dogs receiving propofol injectable emulsion containing 0.005% disodium edetate over a four-week period; the clinical significance of this is unknown.

### **12.3 Pharmacokinetics**

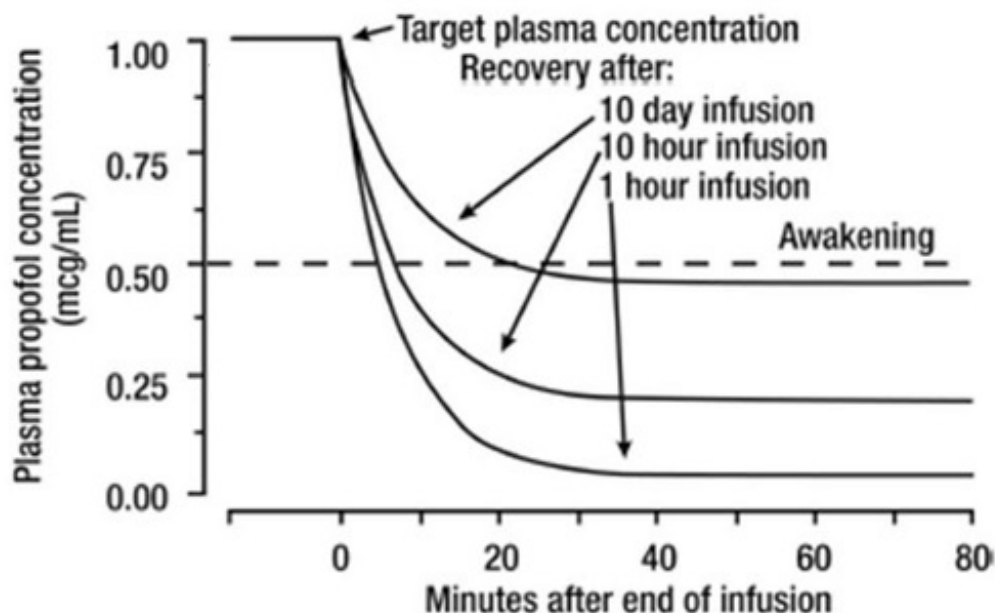
The pharmacokinetics of propofol are well described by a three-compartment linear model with compartments representing the plasma, rapidly equilibrating tissues, and slowly equilibrating tissues.

Following an intravenous bolus dose, there is rapid equilibration between the plasma and the brain, accounting for the rapid onset of anesthesia. Plasma levels initially decline rapidly as a result of both distribution and metabolic clearance. Distribution accounts for about half of this decline following a bolus of propofol. However, distribution is not constant over time, but decreases as body tissues equilibrate with plasma and become saturated. The rate at which equilibration occurs is a function of the rate and duration of the infusion. When equilibration occurs there is no longer a net transfer of propofol between tissues and plasma.

Discontinuation of the recommended doses of propofol injectable emulsion after the maintenance of anesthesia for approximately one hour, or for sedation in the ICU for one day, results in a prompt decrease in blood propofol concentrations and rapid awakening. Longer infusions (10 days of ICU sedation) result in accumulation of significant tissue stores of propofol, such that the reduction in circulating propofol is slowed and the time to awakening is increased.

By daily titration of propofol injectable emulsion dosage to achieve only the minimum effective therapeutic concentration, rapid awakening within 10 to 15 minutes can occur even after long-term administration. If, however, higher than necessary infusion levels have been maintained for a long time, propofol redistribution from fat and muscle to the plasma can be significant and slow recovery.

The figure below illustrates the fall of plasma propofol levels following infusions of various durations to provide ICU sedation.



The large contribution of distribution (about 50%) to the fall of propofol plasma levels following brief infusions means that after very long infusions a reduction in the infusion rate is appropriate by as much as half the initial infusion rate in order to maintain a constant plasma level. Therefore, failure to reduce the infusion rate in patients receiving propofol injectable emulsion for extended periods may result in excessively high blood concentrations of the drug. Thus, titration to clinical response and daily evaluation of sedation levels are important during use of propofol injectable emulsion infusion for ICU sedation.

### Adults

Propofol clearance ranges from 23 mL/kg/min to 50 mL/kg/min (1.6 L/min to 3.4 L/min in 70 kg adults). It is chiefly eliminated by hepatic conjugation to inactive metabolites which are excreted by the kidney. A glucuronide conjugate accounts for about 50% of the administered dose. Propofol has a steady-state volume of distribution (10-day infusion) approaching 60 L/kg in healthy adults. A difference in pharmacokinetics due to gender has not been observed. The terminal half-life of propofol after a 10-day infusion is 1 day to 3 days.

### Geriatrics

With increasing patient age, the dose of propofol needed to achieve a defined anesthetic end point (dose-requirement) decreases. This does not appear to be an age-related change in pharmacodynamics or brain sensitivity, as measured by EEG burst suppression. With increasing patient age, pharmacokinetic changes are such that, for a given intravenous bolus dose, higher peak plasma concentrations occur, which can explain the decreased dose requirement. These higher peak plasma concentrations in the elderly can predispose patients to cardiorespiratory effects including hypotension, apnea, airway obstruction, and/or arterial oxygen desaturation. The higher plasma levels reflect an age-related decrease in volume of distribution and intercompartmental clearance. Lower doses are therefore recommended for initiation and maintenance of sedation and anesthesia in elderly patients [see *Dosage and Administration (2)*].

### Pediatrics

The pharmacokinetics of propofol were studied in children between 3 years and 12

years of age who received propofol injectable emulsion for periods of approximately 1 to 2 hours. The observed distribution and clearance of propofol in these children were similar to adults.

### Organ Failure

The pharmacokinetics of propofol do not appear to be different in people with chronic hepatic cirrhosis or chronic renal impairment compared to adults with normal hepatic and renal function. The effects of acute hepatic or renal failure on the pharmacokinetics of propofol have not been studied [see *Use in Specific Populations (8.6) and (8.7)*].

## **13 NONCLINICAL TOXICOLOGY**

### **13.1 Carcinogenesis, Mutagenesis, Impairment of Fertility**

#### Carcinogenesis

Long-term studies in animals have not been performed to evaluate the carcinogenic potential of propofol.

#### Mutagenesis

Propofol was not mutagenic in the *in vitro* bacterial reverse mutation assay (Ames test) using *Salmonella typhimurium* strains TA98, TA100, TA1535, TA1537 and TA1538. Propofol was not mutagenic in either the gene mutation/gene conversion test using *Saccharomyces cerevisiae*, or *in vitro* cytogenetic studies in Chinese hamsters. In the *in vivo* mouse micronucleus assay with Chinese Hamsters propofol administration did not produce chromosome aberrations.

#### Impairment of Fertility

Female Wistar rats were administered either 0, 10, or 15 mg/kg/day propofol intravenously from 2 weeks before pregnancy to day 7 of gestation did not show impaired fertility (0.65 and 1 times the human induction dose of 2.5 mg/kg based on body surface area). Male fertility in rats was not affected in a dominant lethal study at intravenous doses up to 15 mg/kg/day for 5 days.

### **13.2 Animal Toxicology and/or Pharmacology**

Intra-arterial injection in animals did not induce local tissue effects. Intentional injection into subcutaneous or perivascular tissues of animals caused minimal tissue reaction.

Published studies in animals demonstrate that the use of anesthetic agents during the period of rapid brain growth or synaptogenesis results in widespread neuronal and oligodendrocyte cell loss in the developing brain and alterations in synaptic morphology and neurogenesis. Based on comparisons across species, the window of vulnerability to these changes is believed to correlate with exposures in the third trimester through the first several months of life, but may extend out to approximately 3 years of age in humans.

In primates, exposure to 3 hours of an anesthetic regimen that produced a light surgical plane of anesthesia did not increase neuronal cell loss, however, treatment regimens of 5 hours or longer increased neuronal cell loss. Data in rodents and in primates suggest that the neuronal and oligodendrocyte cell losses are associated with subtle but

prolonged cognitive deficits in learning and memory. The clinical significance of these nonclinical findings is not known, and healthcare providers should balance the benefits of appropriate anesthesia in neonates and young children who require procedures against the potential risks suggested by the nonclinical data [see *Warnings and Precautions* (5.3); *Pregnancy* (8.1), and *Pediatric Use* (8.4)].

## 14 CLINICAL STUDIES

### 14.1 Pediatric Anesthesia

Propofol injectable emulsion was studied in clinical trials which included cardiac surgical patients. Most patients were 3 years of age or older. The majority of the patients were healthy ASA-PS I or II patients. The range of doses in these studies are described in Tables 3 and 4.

**Table 3. Pediatric Induction of Anesthesia**

Age Range	Induction Dose Median (range)	Injection Duration Median (range)
≥ 3 years to 16 years	2.5 mg/kg (1 mg/kg to 3.6 mg/kg)	20 sec (6 sec to 45 sec)

**Table 4. Pediatric Maintenance of Anesthesia**

Age Range	Maintenance Dosage (mcg/kg/min)	Duration (minutes)
2 months to 2 years	199 (82 to 394)	65 (12 to 282)
2 to 12 years	188 (12 to 1041)	69 (23 to 374)
>12 through 16 years	161 (84 to 359)	69 (26 to 251)

### 14.2 Neuroanesthesia

Propofol injectable emulsion was studied in patients undergoing craniotomy for supratentorial tumors in two clinical trials. The mean lesion size (anterior/posterior × lateral) was 31 mm × 32 mm in one trial and 55 mm × 42 mm in the other trial respectively. Anesthesia was induced with a median propofol dose of 1.4 mg/kg (range: 0.9 mg/kg to 6.9 mg/kg) and maintained with a median maintenance propofol dose of 146 mcg/kg/min (range: 68 mcg/kg/min to 425 mcg/kg/min). The median duration of the propofol injectable emulsion maintenance infusion was 285 minutes (range: 48 minutes to 622 minutes).

Propofol injectable emulsion was administered by infusion in a controlled clinical trial to evaluate its effect on cerebrospinal fluid pressure (CSFP). The mean arterial pressure was maintained relatively constant over 25 minutes with a change from baseline of -4% ± 17% (mean ± SD). The change in CSFP was -46% ± 14%. As CSFP is an indirect measure of intracranial pressure (ICP), propofol, when given by infusion or slow bolus in combination with hypocarbia, is capable of decreasing ICP independent of changes in arterial pressure.



### **14.3 Cardiac Anesthesia**

Propofol injectable emulsion was evaluated in clinical trials involving patients undergoing coronary artery bypass graft (CABG).

In post-CABG (coronary artery bypass graft) patients, the maintenance rate of propofol administration was usually low (median 11 mcg/kg/min) due to the intraoperative administration of high opioid doses. Patients receiving propofol required 35% less nitroprusside than midazolam patients. During initiation of sedation in post-CABG patients, a 15% to 20% decrease in blood pressure was seen in the first 60 minutes. It was not possible to determine cardiovascular effects in patients with severely compromised ventricular function.

### **14.4 Intensive Care Unit (ICU) Sedation in Adult Patients**

Propofol was compared to benzodiazepines and opioids in clinical trials involving ICU patients. Of these, 302 received propofol injectable emulsion and comprise the overall safety database for ICU sedation.

Across all clinical studies, the mean infusion maintenance rate for all propofol patients was  $27 \pm 21$  mcg/kg/min. The maintenance infusion rates required to maintain adequate sedation ranged from 2.8 mcg/kg/min to 130 mcg/kg/min. The infusion rate was lower in patients over 55 years of age (approximately 20 mcg/kg/min) compared to patients under 55 years of age (approximately 38 mcg/kg/min). Although there are reports of reduced analgesic requirements, most patients received opioids for analgesia during maintenance of ICU sedation. In these studies, morphine or fentanyl was used as needed for analgesia. Some patients also received benzodiazepines and/or neuromuscular blocking agents. During long-term maintenance of sedation, some ICU patients were awakened once or twice every 24 hours for assessment of neurologic or respiratory function.

In Medical and Postsurgical ICU studies comparing propofol to benzodiazepine infusion or bolus, there were no apparent differences in maintenance of adequate sedation, mean arterial pressure, or laboratory findings. Like the comparators, propofol reduced blood cortisol during sedation while maintaining responsivity to challenges with adrenocorticotrophic hormone (ACTH). Case reports from the published literature generally reflect that propofol has been used safely in patients with a history of porphyria or malignant hyperthermia.

In hemodynamically stable head trauma patients ranging in age from 19 to 43 years, adequate sedation was maintained with propofol or morphine. There were no apparent differences in adequacy of sedation, intracranial pressure, cerebral perfusion pressure, or neurologic recovery between the treatment groups. In literature reports of severely head injured patients in Neurosurgical ICUs, propofol infusion and hyperventilation, both with and without diuretics, controlled intracranial pressure while maintaining cerebral perfusion pressure. In some patients, bolus doses resulted in decreased blood pressure and compromised cerebral perfusion pressure.

Propofol was found to be effective in status epilepticus which was refractory to the standard anticonvulsant therapies. For these patients, as well as for ARDS/respiratory failure and tetanus patients, sedation maintenance dosages were generally higher than those for other critically ill patient populations.

## 14.5 Intensive Care Unit (ICU) Sedation in Pediatric Patients

A single, randomized, controlled, clinical trial that evaluated the safety and effectiveness of propofol versus standard sedative agents (SSA) was conducted on 327 pediatric ICU patients. Patients were randomized to receive either propofol 2%, (113 patients), propofol 1%, (109 patients), or an SSA (e.g, lorazepam, chloral hydrate, fentanyl, ketamine, morphine, or phenobarbital). Propofol therapy was initiated at an infusion rate of 5.5 mg/kg/hr and titrated as needed to maintain sedation at a standardized level. The results of the study showed an increase in the number of deaths in patients treated with propofol as compared to SSAs. Of the 25 patients who died during the trial or within the 28-day follow up period: 12 (11% were) in the propofol 2% treatment group, 9 (8% were) in the propofol 1% treatment group, and 4% were (4%) in the SSA treatment group. The differences in mortality rate between the groups were not statistically significant. Review of the deaths failed to reveal a correlation with underlying disease status or a correlation to the drug or a definitive pattern to the causes of death.

## 16 HOW SUPPLIED/STORAGE AND HANDLING

Propofol Injectable Emulsion, USP is a white or almost white homogeneous emulsion and is supplied as follows:

<b>NDC</b>	<b>Propofol Injectable Emulsion, USP</b>	<b>Package Factor</b>
71288- <b>729</b> -21	200 mg per 20 mL Single-Dose Vial (10 mg per mL)	20 mL ready-to-use single-dose infusion vial in packages of ten.
71288- <b>730</b> -51	500 mg per 50 mL Single-Dose Vial (10 mg per mL)	50 mL ready-to-use single-dose infusion vial in packages of ten.
71288- <b>731</b> -53	1,000 mg per 100 mL Single-Dose Vial (10 mg per mL)	100 mL ready-to-use single-dose infusion vial in packages of ten.

Store between 4° to 25°C (40° to 77°F). Do not freeze. Shake well before use.

**Sterile, Nonpyrogenic.**

**The container closure is not made with natural rubber latex.**

## **17 PATIENT COUNSELING INFORMATION**

### **17.1 Impaired Mental Alertness**

Advise patients that performance of activities requiring mental alertness, such as operating a motor vehicle or hazardous machinery or signing legal documents may be impaired for some time after general anesthesia or sedation.

### **17.2 Effect of Anesthetic and Sedation Drugs on Early Brain Development**

Studies conducted in young animals and children suggest repeated or prolonged use of general anesthetic or sedation drugs in children younger than 3 years may have negative effects on their developing brains. Discuss with parents and caregivers the benefits, risks, and timing and duration of surgery or procedures requiring anesthetic and sedation drugs.

meitheal®

Mfd. for Meitheal Pharmaceuticals

Chicago, IL 60631(USA)

©2024 Meitheal Pharmaceuticals Inc.

Mfd. by Nanjing King-Friend Biochemical Pharmaceutical Co., Ltd.

Nanjing, China 210061

July 2024

8N1AAM9-00

## **PRINCIPAL DISPLAY PANEL - Propofol Injectable Emulsion, USP 200 mg per 20 mL Container Label**

NDC 71288-729-20

Rx Only

**Propofol Injectable Emulsion, USP**

**200 mg per 20 mL**

(10 mg per mL)

**For Intravenous Administration**

**SHAKE WELL BEFORE USING**

20 mL **Single-Dose Vial**



## PRINCIPAL DISPLAY PANEL - Propofol Injectable Emulsion, USP 200 mg per 20 mL Carton

NDC 71288-729-21

Rx Only

**Propofol Injectable Emulsion, USP**

**200 mg per 20 mL**

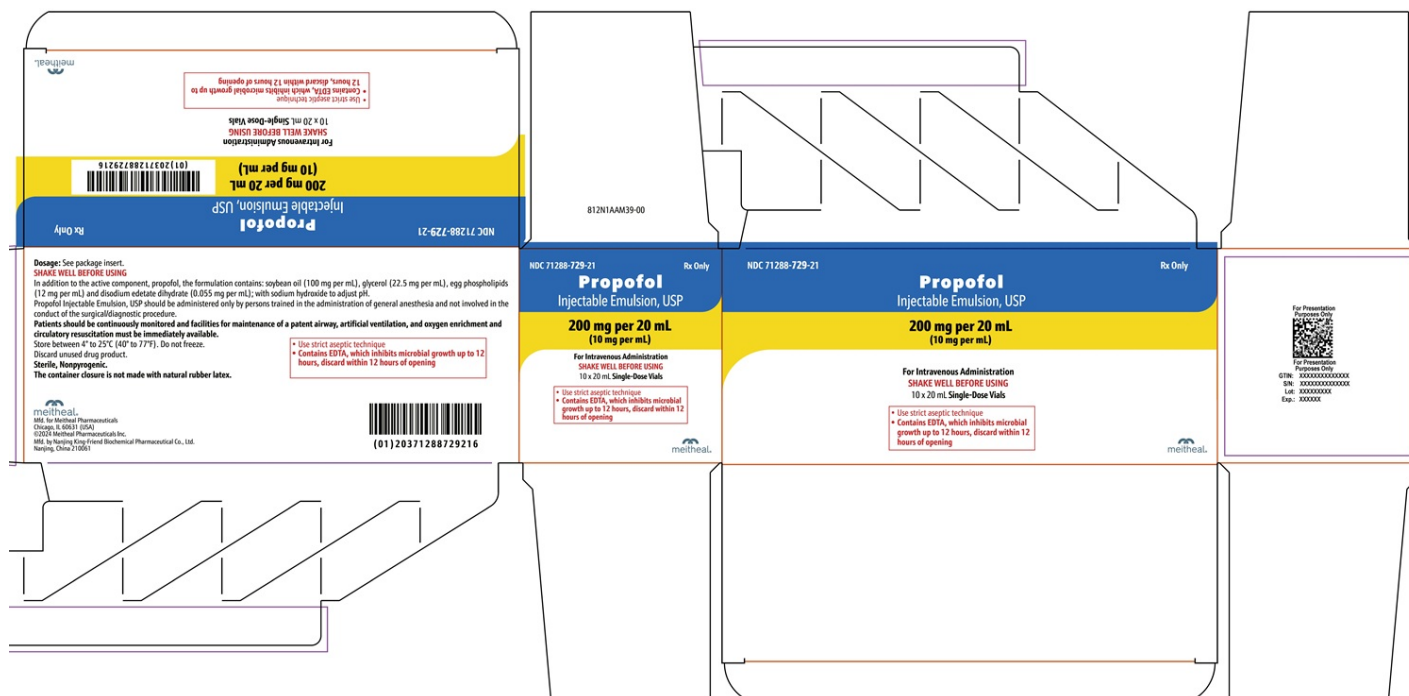
(10 mg per mL)

**For Intravenous Administration**

**SHAKE WELL BEFORE USING**

10 x 20 mL **Single-Dose Vials**

- Use strict aseptic technique
- **Contains EDTA, which inhibits microbial growth up to 12 hours, discard within 12 hours of opening**



## PRINCIPAL DISPLAY PANEL - Propofol Injectable Emulsion, USP 500 mg per 50 mL Container Label

NDC 71288-730-50

Rx Only

**Propofol Injectable Emulsion, USP**

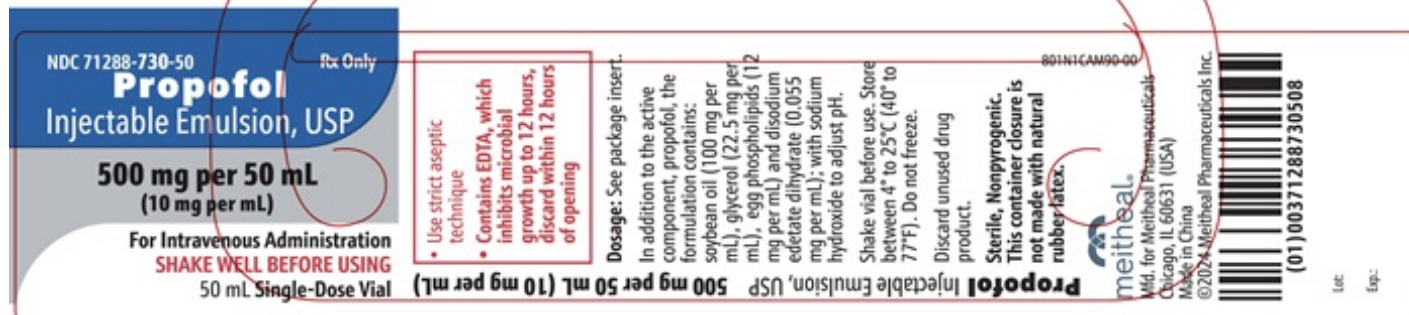
**500 mg per 50 mL**

(10 mg per mL)

**For Intravenous Administration**

**SHAKE WELL BEFORE USING**

**50 mL Single-Dose Vial**



## PRINCIPAL DISPLAY PANEL - Propofol Injectable Emulsion, USP 500 mg per 50 mL Carton

NDC 71288-730-51

Rx Only

**Propofol Injectable Emulsion, USP**

**500 mg per 50 mL**


(10 mg per mL)

**For Intravenous Administration**

**SHAKE WELL BEFORE USING**

10 x 50 mL **Single-Dose Vials**

- Use strict aseptic technique
- **Contains EDTA, which inhibits microbial growth up to 12 hours, discard within 12 hours of opening**



## PRINCIPAL DISPLAY PANEL - Propofol Injectable Emulsion, USP 1,000 mg per 100 mL Container Label

NDC 71288-731-52

Rx Only

**Propofol Injectable Emulsion, USP**

**1,000 mg per 100 mL**

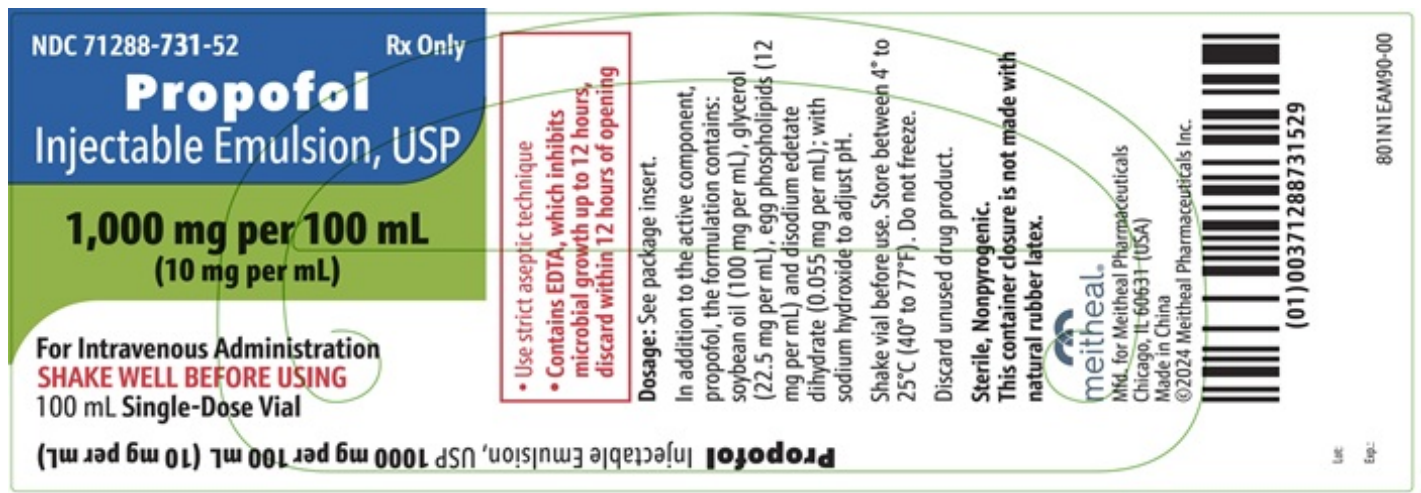
(10 mg per mL)

**For Intravenous Administration**

**SHAKE WELL BEFORE USING**

100 mL **Single-Dose Vial**





## PRINCIPAL DISPLAY PANEL - Propofol Injectable Emulsion, USP 1,000 mg per 100 mL Carton

NDC 71288-731-53

Rx Only

**Propofol Injectable Emulsion, USP**

**1,000 mg per 100 mL**

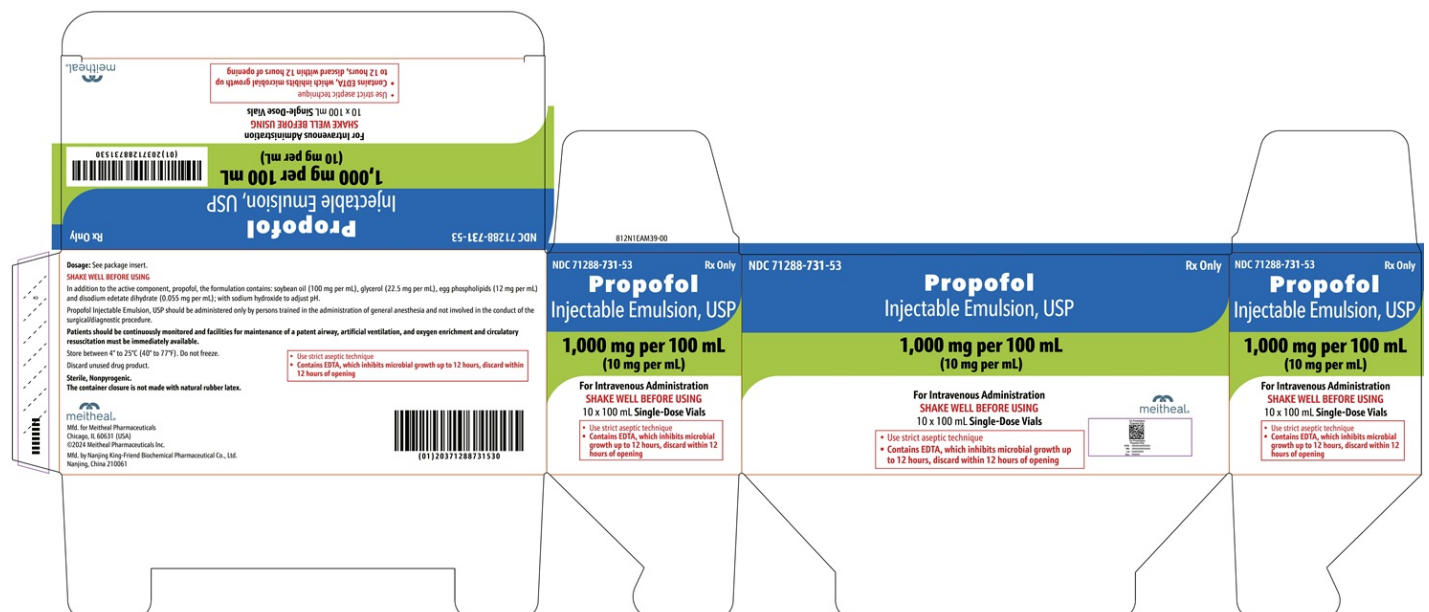
(10 mg per mL)

**For Intravenous Administration**

**SHAKE WELL BEFORE USING**

10 x 100 mL **Single-Dose Vials**

- Use strict aseptic technique
- **Contains EDTA, which inhibits microbial growth up to 12 hours, discard within 12 hours of opening**



PROPOFOL				
propofol injection, emulsion				
Product Information				
Product Type		HUMAN PRESCRIPTION DRUG	Item Code (Source)	
Route of Administration		INTRAVENOUS	NDC:71288-729	
Active Ingredient/Active Moiety				
Ingredient Name			Basis of Strength	Strength
PROPOFOL (UNII: YI7VU623SF) (PROPOFOL - UNII:YI7VU623SF)			PROPOFOL	10 mg in 1 mL
Inactive Ingredients				
Ingredient Name			Strength	
SOYBEAN OIL (UNII: 241ATL177A)			100 mg in 1 mL	
GLYCERIN (UNII: PDC6A3C0OX)			22.5 mg in 1 mL	
EGG PHOSPHOLIPIDS (UNII: 1Z74184RGV)			12 mg in 1 mL	
EDETATE DISODIUM (UNII: 7FLD91C86K)				
SODIUM HYDROXIDE (UNII: 55X04QC32I)				
WATER (UNII: 059QF0KO0R)				
Packaging				
#	Item Code	Package Description	Marketing Start Date	Marketing End Date
1	NDC:71288-729-21	10 in 1 CARTON	12/02/2025	
1	NDC:71288-729-20	20 mL in 1 VIAL; Type 0: Not a Combination Product		
Marketing Information				
Marketing Category		Application Number or Monograph Citation	Marketing Start Date	Marketing End Date
ANDA		ANDA217945	12/02/2025	

PROPOFOL			
propofol injection, emulsion			
Product Information			
Product Type	HUMAN PRESCRIPTION DRUG	Item Code (Source)	NDC:71288-730
Route of Administration	INTRAVENOUS		



Active Ingredient/Active Moiety		
Ingredient Name	Basis of Strength	Strength
PROPOFOL (UNII: YI7VU623SF) (PROPOFOL - UNII:YI7VU623SF)	PROPOFOL	10 mg in 1 mL

Inactive Ingredients	
Ingredient Name	Strength
SOYBEAN OIL (UNII: 241ATL177A)	100 mg in 1 mL
GLYCERIN (UNII: PDC6A3C0OX)	22.5 mg in 1 mL
EGG PHOSPHOLIPIDS (UNII: 1Z74184RGV)	12 mg in 1 mL
EDETATE DISODIUM (UNII: 7FLD91C86K)	
SODIUM HYDROXIDE (UNII: 55X04QC32I)	
WATER (UNII: 059QF0KOOR)	

Packaging				
#	Item Code	Package Description	Marketing Start Date	Marketing End Date
1	NDC:71288-730-51	10 in 1 CARTON	12/02/2025	
1	NDC:71288-730-50	50 mL in 1 VIAL; Type 0: Not a Combination Product		

Marketing Information			
Marketing Category	Application Number or Monograph Citation	Marketing Start Date	Marketing End Date
ANDA	ANDA217945	12/02/2025	

## PROPOFOL

propofol injection, emulsion

Product Information			
Product Type	HUMAN PRESCRIPTION DRUG	Item Code (Source)	NDC:71288-731
Route of Administration	INTRAVENOUS		

Active Ingredient/Active Moiety		
Ingredient Name	Basis of Strength	Strength
PROPOFOL (UNII: YI7VU623SF) (PROPOFOL - UNII:YI7VU623SF)	PROPOFOL	10 mg in 1 mL

Inactive Ingredients	
Ingredient Name	Strength
SOYBEAN OIL (UNII: 241ATL177A)	100 mg in 1 mL

<b>GLYCERIN</b> (UNII: PDC6A3C0OX)	22.5 mg in 1 mL
<b>EGG PHOSPHOLIPIDS</b> (UNII: 1Z74184RGV)	12 mg in 1 mL
<b>EDETATE DISODIUM</b> (UNII: 7FLD91C86K)	
<b>SODIUM HYDROXIDE</b> (UNII: 55X04QC32I)	
<b>WATER</b> (UNII: 059QF0KO0R)	

### Packaging

#	Item Code	Package Description	Marketing Start Date	Marketing End Date
1	NDC:71288-731-53	10 in 1 CARTON	12/02/2025	
1	NDC:71288-731-52	100 mL in 1 VIAL; Type 0: Not a Combination Product		

### Marketing Information

Marketing Category	Application Number or Monograph Citation	Marketing Start Date	Marketing End Date
ANDA	ANDA217945	12/02/2025	

**Labeler -** Meitheal Pharmaceuticals Inc. (080548348)

### Establishment

Name	Address	ID/FEI	Business Operations
Nanjing King-Friend Biochemical Pharmaceutical Co., Ltd.		421297554	manufacture(71288-729, 71288-730, 71288-731)

Revised: 12/2025

Meitheal Pharmaceuticals Inc.