

ESPEROCT- antihemophilic factor (recombinant), glycopegylated-exei

Novo Nordisk

HIGHLIGHTS OF PRESCRIBING INFORMATION

These highlights do not include all the information needed to use ESPEROCT® safely and effectively. See full prescribing information for ESPEROCT.

**ESPEROCT [antihemophilic factor (recombinant), glycopegylated-exei]
lyophilized powder for solution, for intravenous use**

Initial U.S. Approval: 2019

INDICATIONS AND USAGE

ESPEROCT [antihemophilic factor (recombinant), glycopegylated-exei] is a coagulation Factor VIII concentrate indicated for use in adults and children with hemophilia A for:

- On-demand treatment and control of bleeding episodes
- Perioperative management of bleeding
- Routine prophylaxis to reduce the frequency of bleeding episodes (1)

ESPEROCT is not indicated for the treatment of von Willebrand disease. (1)

DOSAGE AND ADMINISTRATION

For intravenous infusion after reconstitution only.

- Each vial label for ESPEROCT states the actual Factor VIII activity in international units (IU). (2.1)
- On-demand treatment/control of bleeding episodes: In adolescents / adults, 40 IU/kg body weight for minor/moderate bleeds and 50 IU/kg body weight for major bleeds; children (<12 years), 65 IU/kg body weight for minor/moderate/major bleeds. (2.1)
- Perioperative management: For minor/major surgery: In adolescents / adults: pre-operative dose of 50 IU/kg body weight; in children (<12 years), pre-operative dose of 65 IU/kg body weight. Frequency of administration is determined by the treating physician. (2.1)
- Routine prophylaxis: In adolescents/adults, 50 IU/kg every 4 days; in children (<12 years), 65 IU/kg twice weekly. A regimen may be individually adjusted to less or more frequent dosing based on bleeding episodes. (2.1)
- ESPEROCT also may be dosed to achieve a specific target Factor VIII activity level, depending on the severity of hemophilia, for on-demand treatment/control of bleeding episodes or perioperative management. To achieve a specific target Factor VIII activity level, use the following formula:
Dosage (IU) = Body Weight (kg) x Desired Factor VIII Increase (IU/dL or % normal) x 0.5 (IU/kg per IU/dL). (2.1).

DOSAGE FORMS AND STRENGTHS

ESPEROCT is available as a lyophilized powder in single-dose vials of dosage strengths at 500, 1000, 1500, 2000 and 3000 IU per vial. (3)

CONTRAINDICATIONS

Do not use in patients who have known hypersensitivity to ESPEROCT or its components, including hamster proteins. (4)

WARNINGS AND PRECAUTIONS

- Hypersensitivity reactions, including anaphylaxis, may occur. If a hypersensitivity reaction occurs, discontinue ESPEROCT and administer appropriate treatment. (5.1)
- Development of neutralizing antibodies (inhibitors) has occurred. If bleeding is not controlled with the recommended dose of ESPEROCT, or if the expected plasma Factor VIII activity levels are not attained, then perform an assay that measures Factor VIII inhibitor concentration. (5.2, 5.3)

ADVERSE REACTIONS

The most frequently reported adverse reactions (≥ 1%) were rash, redness, itching and injection site reactions. (6)

To report SUSPECTED ADVERSE REACTIONS, contact Novo Nordisk Inc. at 1-800-727-6500 or FDA at 1-800-FDA-1088 or www.fda.gov/medwatch.

USE IN SPECIFIC POPULATIONS

Pediatric Use: Higher clearance (based on kg body weight), a shorter half-life and lower incremental recovery are seen in children. Higher and more frequent dosing may be needed. (8.4)

See 17 for PATIENT COUNSELING INFORMATION and FDA-approved patient labeling.

Revised: 8/2022

FULL PRESCRIBING INFORMATION: CONTENTS*

1 INDICATIONS AND USAGE

2 DOSAGE AND ADMINISTRATION

2.1 Dose

2.2 Preparation and Reconstitution

2.3 Administration

3 DOSAGE FORMS AND STRENGTHS

4 CONTRAINDICATIONS

5 WARNINGS AND PRECAUTIONS

5.1 Hypersensitivity Reactions

5.2 Neutralizing Antibodies

5.3 Monitoring Laboratory Tests

6 ADVERSE REACTIONS

6.1 Clinical Trials Experience

6.2 Immunogenicity

6.3 Postmarketing Experience

8 USE IN SPECIFIC POPULATIONS

8.1 Pregnancy

8.2 Lactation

8.4 Pediatric Use

8.5 Geriatric Use

11 DESCRIPTION

12 CLINICAL PHARMACOLOGY

12.1 Mechanism of Action

12.2 Pharmacodynamics

12.3 Pharmacokinetics

13 NONCLINICAL TOXICOLOGY

13.1 Carcinogenesis, Mutagenesis, Impairment of Fertility

13.2 Animal Toxicology and/or Pharmacology

14 CLINICAL STUDIES

16 HOW SUPPLIED/STORAGE AND HANDLING

17 PATIENT COUNSELING INFORMATION

* Sections or subsections omitted from the full prescribing information are not listed.

FULL PRESCRIBING INFORMATION

1 INDICATIONS AND USAGE

ESPEROCT [antihemophilic factor (recombinant), glycopegylated-exei] is a recombinant DNA-derived coagulation Factor VIII concentrate indicated for use in adults and children with hemophilia A for:

- On-demand treatment and control of bleeding episodes
- Perioperative management of bleeding
- Routine prophylaxis to reduce the frequency of bleeding episodes

Limitation of Use:

ESPEROCT is not indicated for the treatment of von Willebrand disease. (1)

2 DOSAGE AND ADMINISTRATION

For intravenous infusion after reconstitution only.

2.1 Dose

- Dosage and duration of treatment depend on the severity of the Factor VIII deficiency, on the location and extent of bleeding, and on the patient’s clinical condition. Careful monitoring of replacement therapy is necessary in cases of major surgery or life-threatening bleeding episodes.
- Each vial of ESPEROCT contains the labeled amount of recombinant Factor VIII in international units (IU). One IU of Factor VIII activity corresponds to the quantity of Factor VIII in one milliliter of normal human plasma. The calculation of the required dosage of Factor VIII is based on the empirical finding that one IU of Factor VIII per kg body weight raises the plasma Factor VIII activity by two IU/dL.

On-demand Treatment and Control of Bleeding Episodes

Table 1 can be used to guide dosing of ESPEROCT for treatment of bleeding episodes.

Table 1: Dosing of ESPEROCT to Control Bleeding Episodes

Type of bleeding	Adolescents/Adults ≥12 years Dose (IU/kg)	Children <12 years Dose (IU/kg)	Additional doses
Minor Early hemarthrosis, mild muscle bleeding, or oral bleeding	40	65	One dose should be sufficient
Moderate More extensive hemarthrosis, muscle	40	65	An additional dose may be administered after 24

bleeding, or hematoma			hours
Major Life- or limb-threatening hemorrhages, gastro-intestinal bleeding, intracranial, intra-abdominal or intrathoracic bleeding, fractures	50	65	Additional dose(s) may be administered approximately every 24 hours

Perioperative Management

The dose level and dosing intervals for surgery depend on the procedure and local practice. A guide for dosing with ESPEROCT during surgery (perioperative management) is provided in Table 2 below.

Table 2: Dosing for Perioperative Management with ESPEROCT

Type of surgery	Adolescents/Adults ≥12 years Pre-operative Dose (IU/kg)	Children <12 years Pre- operative Dose (IU/kg)	Additional Doses
Minor Including tooth extraction	50	65	Additional dose(s) can be administered after 24 hours if necessary
Major Intracranial, intra-abdominal, intrathoracic, or joint replacement surgery	50	65	Additional doses can be administered approximately every 24 hours for the first week and then approximately every 48 hours until

		wound healing has occurred
--	--	----------------------------

Routine Prophylaxis

Adults and adolescents (≥ 12 years): The recommended starting dose is 50 IU of ESPEROCT per kg body weight every 4 days. This regimen may be individually adjusted to less or more frequent dosing based on bleeding episodes.

Children (< 12 years): A dose of 65 IU of ESPEROCT per kg body weight twice weekly. This regimen may be individually adjusted to less or more frequent dosing based on bleeding episodes.

- ESPEROCT also may be dosed to achieve a specific target Factor VIII activity level, depending on the severity of hemophilia, for on-demand treatment/control of bleeding episodes or perioperative management. To achieve a specific target Factor VIII activity level, use the following formula:
 $Dosage (IU) = Body Weight (kg) \times Desired Factor VIII Increase (IU/dL or \% normal) \times 0.5$
- Base the dose and frequency of ESPEROCT on the individual clinical response. Patients may vary in their pharmacokinetic and clinical responses.
- If monitoring of Factor VIII activity is performed, use a chromogenic or one-stage clotting assay appropriate for use with ESPEROCT [see *Warnings and Precautions* (5.3)].

2.2 Preparation and Reconstitution

- Always wash hands and ensure that the area is clean before performing the reconstitution procedures.
- Use aseptic technique during the reconstitution procedures.
- If the dose requires more than one vial of ESPEROCT per infusion, reconstitute each vial according to the following instructions.

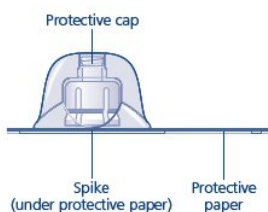
Overview of ESPEROCT Package

Overview

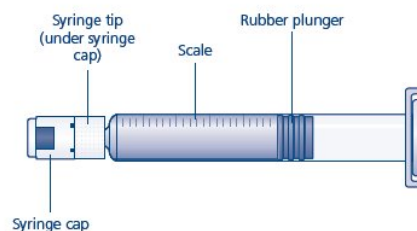
Vial with ESPEROCT powder



Vial adapter



Pre-filled syringe with diluent

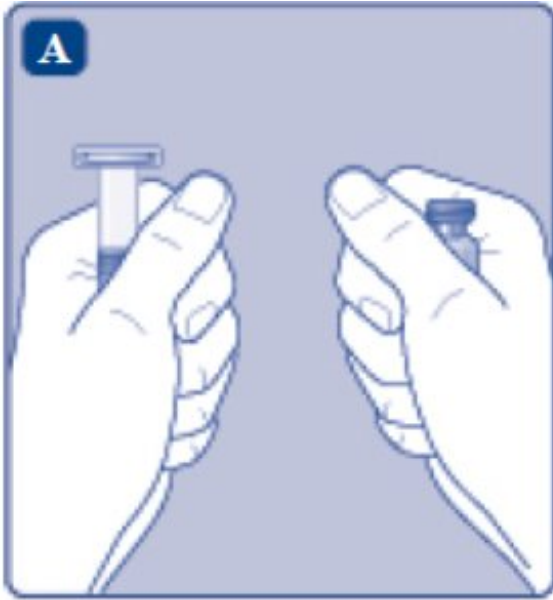


Plunger rod



Reconstitution

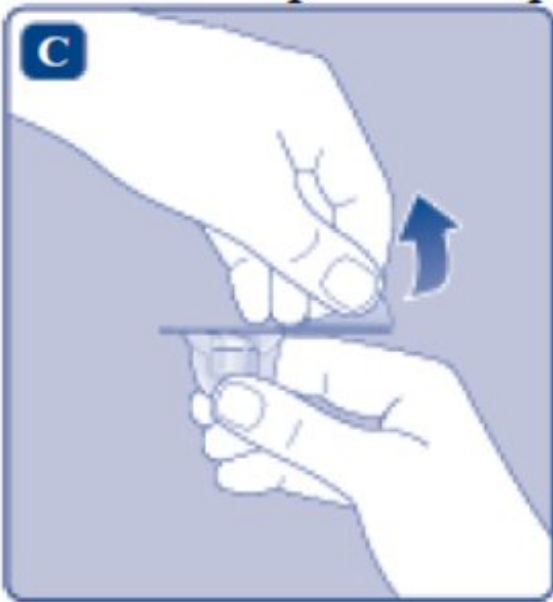
1. Bring the ESPEROCT vial and the pre-filled diluent syringe to room temperature.



2. Remove the plastic cap from the ESPEROCT vial.



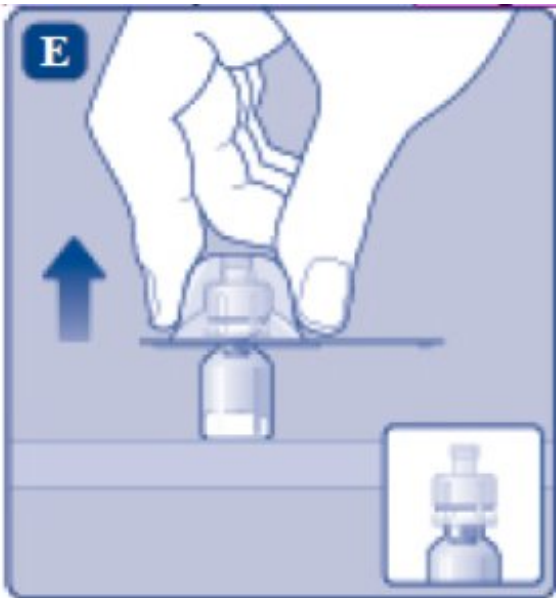
3. Wipe the rubber stopper on the vial with a sterile alcohol swab and allow it to dry prior to use.
4. Remove the protective paper from the vial adapter. **Do not remove the vial adapter from the protective cap.**



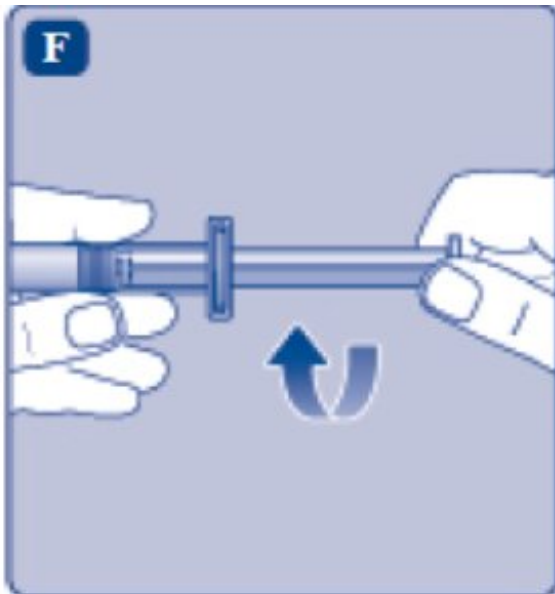
5. Place the ESPEROCT vial on a flat and solid surface. While holding the protective cap, place the vial adapter over the ESPEROCT vial and press down firmly on the protective cap until the vial adapter spike penetrates the rubber stopper.



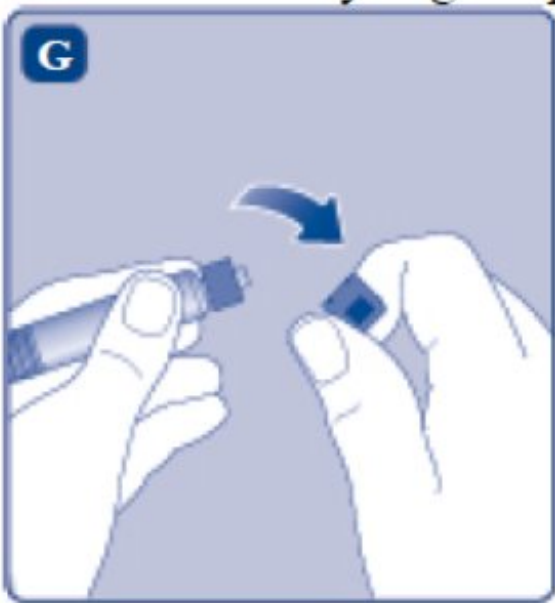
6. Carefully remove the protective cap from the vial adapter.



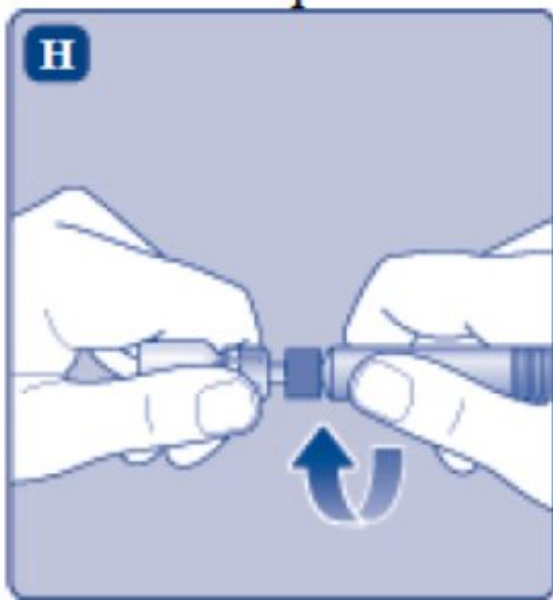
7. Grasp the plunger rod as shown in the diagram. Attach the plunger rod to the syringe by holding the plunger rod by the wide top end. Turn the plunger rod clockwise into the rubber plunger inside the pre-filled diluent syringe until resistance is felt.



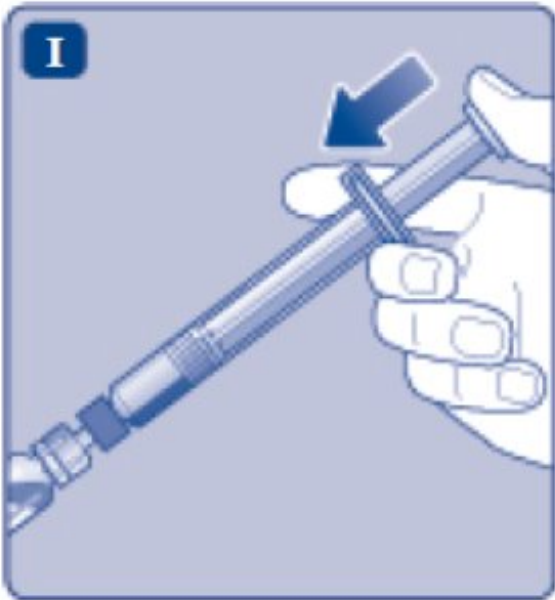
8. Break off the syringe cap from the pre-filled diluent syringe by snapping the perforation of the cap.



9. Connect the pre-filled diluent syringe to the vial adapter by turning it clockwise until it is secured.



10. Push the plunger rod to slowly inject all the diluent into the vial.



11. Without removing the syringe, gently swirl the ESPEROCT vial until all of the powder is dissolved. Avoid shaking the vial and foaming the solution.



2.3 Administration

For intravenous infusion only.

- Parenteral drug products should be inspected visually for particulate matter and discoloration prior to administration, whenever solution and container permit. The solution should be clear and have no particles. Do not use if particulate matter or discoloration is observed.
 - Do not administer ESPEROCT in the same tubing or container with other medicinal products.
 - Administer the ESPEROCT solution immediately. If not, store the solution in the vial with the vial adapter and the syringe attached. Use ESPEROCT within 4 hours when stored at $\leq 86^{\circ}\text{F}$ (30°C) or within 24 hours when stored in a refrigerator at 36°F to 46°F (2°C to 8°C).
1. Invert the ESPEROCT vial and slowly draw the solution into the syringe.



2. Detach the syringe from the vial adapter by turning the syringe counterclockwise.
3. Attach the syringe to the luer end of an infusion needle set.
4. Infuse the reconstituted ESPEROCT intravenously slowly over approximately 2 minutes.
5. After infusion, safely dispose of the syringe with the infusion set, the vial with the vial adapter, any unused ESPEROCT, and other waste materials.

Caution: The pre-filled diluent syringe is made of glass with an internal tip diameter of 0.037 inches and is compatible with a standard Luer-lock connector.

Some needleless connectors for intravenous catheters are incompatible with the glass diluent syringes (for example, certain connectors with an internal spike, such as Clave[®]/MicroClave[®], InVision-Plus[®], InVision-Plus CS[®], Invision-Plus Junior[®], Bionector[®]), and their use can damage the connector and affect administration. To administer ESPEROCT through incompatible needleless connectors, withdraw the reconstituted product into a standard 10 mL sterile Luer-lock plastic syringe.

3 DOSAGE FORMS AND STRENGTHS

ESPEROCT is available as a sterile white to off-white lyophilized powder supplied in single-dose vials containing nominally 500, 1000, 1500, 2000 or 3000 IU. The actual FVIII activity is printed on each ESPEROCT vial and carton.

After reconstitution with 4 mL of saline diluent, the reconstituted solution contains approximately 125, 250, 375, 500 or 750 IU per mL of ESPEROCT, respectively.

4 CONTRAINDICATIONS

ESPEROCT is contraindicated in patients who have known hypersensitivity to ESPEROCT or its components (including hamster proteins) [see *Warnings and Precautions (5.1) and Description (11)*].

5 WARNINGS AND PRECAUTIONS

5.1 Hypersensitivity Reactions

Allergic-type hypersensitivity reactions, including anaphylaxis, are possible with ESPEROCT. The product contains traces of hamster proteins, which in some patients may cause allergic reactions [see *Description (11)*]. Early signs of allergic reactions, which can progress to anaphylaxis, may include angioedema, chest tightness, difficulty breathing, wheezing, rash, hives, and itching. Observe patients for signs and symptoms of acute hypersensitivity reactions, particularly during the early phases of exposure to the product. Discontinue use of ESPEROCT if allergic- or anaphylactic-type reactions occur, and initiate appropriate treatment.

5.2 Neutralizing Antibodies

The formation of neutralizing antibodies (inhibitors) to Factor VIII has occurred following administration of ESPEROCT. Monitor patients for the development of Factor VIII inhibitors by appropriate clinical observations and laboratory tests. If expected Factor VIII activity plasma levels are not attained, or if bleeding is not controlled after ESPEROCT administration, suspect the presence of an inhibitor (neutralizing antibody) [see *Warnings and Precautions (5.3)*].

5.3 Monitoring Laboratory Tests

If monitoring of Factor VIII is performed, use a chromogenic or one-stage clotting assay

appropriate for use with ESPEROCT [see *Dosage and Administration (2)*].

Factor VIII activity levels can be affected by the type of activated partial thromboplastin time (aPTT) reagent used in the assay. Some silica-based aPTT reagents can underestimate the activity of ESPEROCT by up to 60%; other reagents may overestimate the activity by 20%. If an appropriate one-stage clotting or chromogenic assay is not available locally, then use a reference laboratory.

If bleeding is not controlled with the recommended dose of ESPEROCT or if the expected Factor VIII activity levels in plasma are not attained, then perform a Bethesda assay to determine if Factor VIII inhibitors are present.

6 ADVERSE REACTIONS

The most frequently reported adverse reactions (incidence $\geq 1\%$) in clinical trials were rash, redness, itching (pruritus), and injection site reactions.

6.1 Clinical Trials Experience

Because clinical trials are conducted under widely varying conditions, adverse reaction rates observed in the clinical trials of a drug cannot be directly compared to rates in clinical trials of another drug and may not reflect the rates observed in clinical practice.

The safety of ESPEROCT has been evaluated in 270 subjects (202 adolescents/adults and 68 children) in five prospective, multi-center clinical studies in previously treated patients (PTPs) with severe hemophilia A ($<1\%$ endogenous Factor VIII activity) and no history of inhibitors. All subjects received at least one dose of ESPEROCT. A previously treated patient was defined as a subject with a history of at least 150 exposure days to other Factor VIII products (adolescent/adult subjects) or 50 exposure days to other Factor VIII products (pediatric subjects). Total exposure to ESPEROCT was 80,425 exposure days corresponding to 889 patient years of treatment.

During the clinical trials in PTPs, adverse reactions occurred at a rate of 0.10 events per patient year of exposure. The most frequently reported adverse reactions were rash (5.2%), injection site reaction (2.6%), redness (1.9%), and itching (pruritus) (1.5%).

6.2 Immunogenicity

Subjects were monitored for neutralizing and non-neutralizing antibodies to Factor VIII, polyethylene glycol (PEG), and CHO host cell protein. One previously treated subject developed confirmed neutralizing antibodies to Factor VIII (13.5 Bethesda Units). In addition, two subjects had transient low titer FVIII antibody (<5 Bethesda Units) test results at a single occasion. Anti-PEG antibodies of no clinical consequence were detected in 45 subjects, 32 of whom had pre-existing anti-PEG antibodies. Nine subjects developed anti-CHO host cell protein antibodies of no clinical consequence.

The detection of antibodies is highly dependent on the sensitivity and specificity of the assay. Additionally, the observed incidence of antibody (including neutralizing antibody) positivity in an assay may be influenced by several factors, including assay methodology, sample handling, timing of sample collection, concomitant medications, and underlying disease.

6.3 Postmarketing Experience

The following adverse reactions have been identified during post-approval of ESPEROCT. Because these reactions are reported voluntarily from a population of uncertain size, it is not always possible to reliably estimate their frequency or establish a causal relationship to drug exposure.

Decreased Factor VIII activity: There have been reports of decreased Factor VIII activity in the absence of detectable Factor VIII inhibitors in previously treated patients (PTPs) upon switching to ESPEROCT from other Factor VIII products.

8 USE IN SPECIFIC POPULATIONS

8.1 Pregnancy

Risk Summary

There are no data with ESPEROCT use in pregnant women to determine whether there is a drug-associated risk. Animal reproduction studies have not been conducted with ESPEROCT. It is unknown whether ESPEROCT can cause fetal harm when administered to a pregnant woman or can affect fertility.

In the U.S. general population, the estimated background risk of major birth defect and miscarriage in clinically recognized pregnancies is 2–4% and 15–20%, respectively.

8.2 Lactation

Risk Summary

There is no information regarding the presence of ESPEROCT in human milk, the effect on the breastfed infant, and the effects on milk production. The developmental and health benefits of breastfeeding should be considered along with the mother's clinical need for ESPEROCT and any potential adverse effects on the breastfed infant from ESPEROCT or from the underlying maternal condition.

8.4 Pediatric Use

Safety and efficacy were evaluated in 93 previously treated pediatric patients <18 years of age, who received at least one dose of ESPEROCT; all received routine prophylaxis [see *Clinical Studies (14)*]. Thirty-four (34) of these subjects (36.6%) were 1 to <6 years of age; 34 subjects (36.6%) were 6 to <12 years of age; and 25 subjects (27%) were 12 to <18 years of age. Pharmacokinetic parameters were evaluated for 27 of these subjects who were treated with ESPEROCT [see *Clinical Pharmacology (12.3)*].

No difference in the safety profile of ESPEROCT was observed between previously treated pediatric subjects and adult subjects. Pharmacokinetic studies in children <12 years of age demonstrated higher clearance, a shorter half-life, and lower incremental recovery of Factor VIII compared to adults, but the pharmacokinetic parameters are comparable between young children (1–<6 years) and older children (6–<12 years). Because clearance (per kg body weight) is higher in children (<12 years), a higher dose and more frequent dosing may be needed in this population [see *Clinical Pharmacology (12.3)*].

8.5 Geriatric Use

Clinical studies of ESPEROCT did not include sufficient numbers of subjects age 65 years and over to determine whether or not they respond differently than younger subjects. Other reported clinical experience has not identified differences in responses between the elderly and younger patients. In general, dose selection for an elderly patient should be cautious, usually starting at the low end of the dosing range, reflecting the greater frequency of decreased hepatic, renal, or cardiac function, and of concomitant disease and other drug therapy.

11 DESCRIPTION

ESPEROCT is a sterile, preservative-free, non-pyrogenic lyophilized powder for intravenous injection after reconstitution with the provided saline diluent. The active ingredient in ESPEROCT is a recombinant analogue of human coagulation Factor VIII (FVIII) conjugated with a 40-kDa polyethylene glycol (PEG) molecule. ESPEROCT is formulated with the following excipients: sodium chloride, L-histidine, sucrose, polysorbate 80, L-methionine, and calcium chloride.

FVIII activity in ESPEROCT is determined using the chromogenic assay described in the European Pharmacopoeia. The activity assignment employs a FVIII reference material that is traceable to the current World Health Organization (WHO) international standard for FVIII concentrate, and evaluated by appropriate methodologies to ensure the accuracy of the results. ESPEROCT is available in single-dose vials that contain nominally 500, 1000, 1500, 2000, or 3000 IU of FVIII. Each vial of ESPEROCT is labeled with the actual FVIII activity. After reconstitution with the supplied diluent (0.9% saline), each mL of the solution contains approximately 125, 250, 375, 500, or 750 IU of FVIII, respectively.

The FVIII protein in ESPEROCT is produced in Chinese Hamster Ovary (CHO) cells using recombinant DNA technology, and contains a truncated B domain, which is O-glycosylated. The polypeptide part of the molecule has a molecular mass of 166 kDa (calculated excluding post-translational modifications) and represents a heterodimer of a heavy chain and a light chain, which are held together by non-covalent interactions. The recombinant FVIII protein is purified using a series of chromatographic steps, one of which is affinity chromatography, with the use of a monoclonal antibody to selectively isolate the rFVIII from the cell culture medium. The 40-kDa PEG molecule is conjugated to the O-glycan moiety of the B domain using an enzymatic reaction to produce a glycopegylated FVIII (FVIII-PEG). The purification process includes two viral clearance steps, namely detergent (Triton X-100) treatment for inactivation of enveloped viruses, and 20-nm filtration for removal of enveloped and non-enveloped viruses. No additives of human or animal origin are used during the manufacturing process and formulation of ESPEROCT.

In the blood circulation, when FVIII-PEG is activated by thrombin, the B-domain portion with the attached PEG moiety is cleaved off, and the resulting activated FVIII (FVIIIa) is similar in structure and function to native FVIIIa.

12 CLINICAL PHARMACOLOGY

12.1 Mechanism of Action

ESPEROCT, a glycopegylated form of recombinant anti-hemophilic factor, temporarily

replaces the missing coagulation Factor VIII needed for effective hemostasis in congenital hemophilia A patients. The Factor VIII in ESPEROCT is conjugated to a 40-kDa polyethylene glycol molecule which increases the half-life and decreases the clearance compared to the non-pegylated molecule.

12.2 Pharmacodynamics

The administration of ESPEROCT increases plasma levels of Factor VIII and can temporarily correct the coagulation defect in hemophilia A patients, as reflected by a decrease in activated partial thromboplastin time (aPTT).

12.3 Pharmacokinetics

All pharmacokinetic studies with ESPEROCT were conducted in previously treated subjects with severe hemophilia A (Factor VIII <1%). In total, 129 single-dose pharmacokinetic profiles of ESPEROCT were evaluated in 86 subjects (including 24 pediatric subjects, 1-<12 years).

Table 3 shows data for subjects who each received a single dose of 50 IU/kg. The plasma samples were analyzed using the one-stage clotting assay. There was a trend of increasing incremental recovery and AUC, and decreasing clearance, with age.

Table 3: Single-dose PK parameters of ESPEROCT 50 IU/kg, by age, using one-stage clotting assay (geometric mean (CV%))

PK Parameter No. of subjects	1 to <6 years N=12	6 to <12 years N=10	12 to <18 years N=3	>18 years N=42
No. of profiles	12	10	5	78
IR (IU/dL) per IU/kg) ^a	1.82 (32)	1.67 (22)	2.45 (16)	2.53 (24)
FVIII recovery (IU/dL) ^a	103.2 (27)	98.7 (18)	117.7 (14)	130.4 (26)
t _{1/2} (hours)	14.7 (27)	13.8 (32)	17.4 (39)	21.7 (33)
AUC _{inf} (IU*hour/dL)	2305 (42)	2197 (38)	3063 (40)	4110 (38)
CL (mL/hour/kg)	2.4 (42)	2.7 (42)	1.6 (39)	1.2 (34)
V _{ss} (mL/kg)	44.2 (25)	47.3 (28)	36.4 (12)	37.3 (26)
MRT (hours)	18.1 (27)	17.8 (35)	23.4 (43)	27.4 (28) ^b

PK parameters are presented in geometric mean.

Abbreviations: IR = Incremental recovery; t_{1/2} = terminal half-life; AUC = area under the

FVIII activity time profile; CL = clearance; V_{ss} = volume of distribution at steady-state; MRT = mean residence time; CV% = coefficient of variation

^a IR and FVIII recovery were assessed 30 minutes post-dosing 50 IU/kg for patients ≥12 years and 60 minutes post-dosing 50 IU/kg (first sample) for children <12 years.

^b Calculation based on 64 profiles.

In the single-dose PK assessment in adult subjects, whose body mass index (BMI) ranged from 17-35 kg/m², differences were noted for individuals who were overweight (BMI 25 - <30 kg/m²) and obese (BMI 30 - <35 kg/m²). Incremental recovery was increased by approximately 17% and 41%, AUC was increased by approximately 10% and 27%, and clearance was decreased by approximately 8% and 23% respectively, all in comparison to those subjects with BMI <25 kg/m². There is insufficient data to recommend specific dose adjustments for overweight and obese patients. The dose may be adjusted as necessary per prescriber's discretion.

Observed pre-dose (trough) and post-dose (peak) plasma Factor VIII activity levels at steady-state during prophylactic treatment with ESPEROCT are presented in Table 4 by dose regimen and age range.

Table 4: Steady-state trough and peak plasma FVIII activity by age and dose regimen, chromogenic assay (geometric mean [95% CI])

Dose Regimen	60 IU/kg twice weekly** (50-75 IU/kg)		50 IU/kg Q4D*		75 IU/kg Q7D*	
	<6 years N=31	6- <12 years N=34	12- <18 years N=23	≥18 years N=143	12- <18 years N=6	≥18 years N=29
Age range No. patients						
Trough, IU/dL	1.2 (0.8; 1.6)	2.0 (1.5; 2.7)	2.7 (1.8; 4.0)	3.0 (2.6; 3.5)	0.6 (0.2; 1.6)	1.3 (0.9; 2.0)
Peak, IU/dL	125.0 (118.7; 131.6)	143.3 (136.8; 150.2)	125.1 (116.0; 135.0)	137.9 (133.9; 142.2)	198.0 (166.8; 235.2)	197.9 (184.9; 212.7)

*Data included in analysis: adolescents/adults Main Phase until Visit 8 (end of the Main Phase) 50 IU/kg Q4D, and extension 1 for 75 IU/kg Q7D. Only measurements collected at steady-state for the given prophylaxis treatment are included in the analyses.

**Data included in analysis: pediatric Main Phase 60 IU/kg (50-75 IU/kg) twice weekly. Only measurements collected at steady-state for the given prophylaxis treatment are included in the analyses.

Time of Factor VIII Activity Above 5%

Steady-state Factor VIII activity profiles were estimated using a one-compartment model with first-order elimination with PK parameters of clearance (CL) and volume of distribution (Table 5). Pharmacokinetic predictions showed that in all age groups, patients dosed twice weekly (dosing interval alternating between 3 and 4 days) or Q4D will be above 5% Factor VIII activity (i.e., in the range of mild hemophilia) for the majority

of time (72–95% of time). Patients dosed with 50 IU/kg every 4 days will be above 1% Factor VIII activity 100% of the dosing interval. Patients dosed with 75 IU/kg every 7 days are predicted to be above 5% for 57% of time and above 1% for 83% of time.

Table 5: Estimation of steady-state peak and trough FVIII activity and time to 5% FVIII activity for ESPEROCT

Dose regimen Age range	60 IU/kg (50- 75 IU/kg) twice weekly <12 years	50 IU/kg twice weekly ≥12 years	50 IU/kg Q4D ≥12 years	75 IU/kg Q7D ≥12 years
Peak FVIII activity (%)	110/112*	133/138*	132	194
Trough FVIII activity (%)	2.8/0.8*	8.6/3.6*	3.5	0.3
Time to 5% FVIII activity (days)	2.5/2.5*	3.6/3.6*	3.6	4.0
% of time in dosing interval above 5% FVIII activity	72	95	90	57

*Twice weekly values are shown as 3 day/4 day. Only 50 IU/kg data are used for the analysis.

13 NONCLINICAL TOXICOLOGY

13.1 Carcinogenesis, Mutagenesis, Impairment of Fertility

Carcinogenesis, mutagenesis, and impairment of fertility studies in animals have not been performed.

13.2 Animal Toxicology and/or Pharmacology

No adverse effects were observed in immune-deficient rats intravenously injected with ESPEROCT (50-1200 IU/kg/ injection), once every 4th day for 52 weeks. No evidence of polyethylene glycol accumulation was detected by immunohistochemical staining of brain tissue, including the choroid plexus.

14 CLINICAL STUDIES

The safety and efficacy of ESPEROCT have been evaluated in five multinational, open-label trials in male subjects with severe hemophilia A (<1% endogenous Factor VIII activity). One trial was subsequently partially randomized to evaluate two different prophylaxis regimens. All subjects were previously treated, which was defined as having received other Factor VIII products for ≥150 exposure days for adolescents and adults,

and ≥ 50 exposure days for pediatric subjects. The key exclusion criteria across trials included known or suspected hypersensitivity to trial or related products and known history of Factor VIII inhibitors or current inhibitor ≥ 0.6 Bethesda units (BU).

The efficacy evaluation included 254 subjects, who received at least one dose of ESPEROCT, in the following trials:

- Adolescent/adult trial: This trial included 186 subjects, 161 adults (18 to 65 years old) and 25 adolescents (12 to <18 years old); it consisted of a Main Phase and optional Extension Phase. During the Main Phase, 175 subjects received the prophylaxis regimen which consisted of 50 IU/kg every 4 days (Q4D), while 12 adults chose to be treated on-demand. (One subject changed from on-demand to prophylaxis and is counted in both groups.) Thirteen (7%) of 175 adults in the prophylaxis arm modified their dosing regimen to Q3-4D dosing for ease of use. All subjects received at least one dose of ESPEROCT and are evaluable for safety and efficacy. A total of 165 subjects (91%) completed the Main Phase of this trial.
 - Extension: This extension compared two dose regimens: 75 IU/kg every 7 days (Q7D) and 50 IU/kg Q4D. The randomization was open to subjects who experienced 2 or fewer bleeds during the last 6 months in the Main Phase.
- Pediatric trial: This trial included 68 subjects who were evenly divided with 34 in each age group, 0-<6 and 6-<12 years of age. All subjects received the same prophylaxis regimen of approximately 65 IU/kg (50-75 IU/kg) twice weekly. A total of 63 subjects (93%) completed the Main Phase.
- Surgery trial: In the surgery trial, 33 previously treated adolescents/adults underwent 45 major surgeries. The dose level of ESPEROCT was chosen so that FVIII activity at least as recommended by World Federation of Hemophilia (WFH) guidelines was targeted. All subjects returned to the adolescent/adult trial after the surgery trial assessments were completed.

On-demand Treatment and Control of Bleeding Episodes

There were 1506 bleeds reported in 171 of 254 subjects across the completed clinical trials, and the most common bleed types were joint (65.2%), muscle (14.5%), and subcutaneous (8.9%). Table 6 summarizes the efficacy in control of bleeding episodes by age.

Doses used for treatment of bleeding episodes depended on age, treatment regimen and the severity of the bleed.

Of the 1407 mild and moderate bleeding episodes in all subjects in the adolescent/adult study, the median dose used was 42 IU/kg. For subjects who were on the on-demand arm the median initial dose was 28 IU/kg and 88.4% of the bleeds were treated successfully with a single dose. In subjects receiving routine prophylaxis, the median initial dose was 52 IU/kg, and 76.4% of the bleeds were successfully treated with a single dose. Of the 15 severe bleeds, 12 (80%) required more than one dose with a total median dose of 111 IU/kg.

In the pediatric study, 70 mild/moderate bleeds in children < 12 years old receiving routine prophylaxis were treated with a median initial dose of 64 IU/kg per injection, with 63% treated with a single injection. When needed, additional median doses of 62 IU/kg were used at approximately 24 hour intervals. The median total dose was 70 IU/kg per

bleed.

Table 6: Summary of efficacy in control of bleeding episodes by age

Age range # of subjects		<6 years N=34	6 - <12 years N=34	12 - <18years N=25	≥ 18 years N=161	Total N= 254
# of bleeds		30	40	112	1324	1506
# of injections	1-2	76.7%	82.5%	88.4%	95.5%	94.3%
	> 2	23.3%	17.5%	11.6%	4.5%	5.7%
Response to first treatment	Excellent/Good	80.0%	77.5%	75.0%	88.7%	87.3%
	Moderate	13.3%	17.5%	17.9%	10.3%	11.1 %

Definition of Hemostatic Response:

Excellent: Abrupt pain relief and/or unequivocal improvement in objective signs of bleeding within approximately 8 hours after a single injection.

Good: Definite pain relief and/or improvement in signs of bleeding within approximately 8 hours after one injection, but possibly requiring more than one injection for complete resolution.

Moderate: Probable or slight beneficial effect within approximately 8 hours after the first injection; usually requiring more than one injection.

Perioperative Management

The efficacy analysis of ESPEROCT in perioperative management included 45 major surgical procedures performed in 33 adolescent and adult subjects. The procedures included 15 joint replacements, 9 arthroscopic orthopedic interventions, 17 other orthopedic interventions, and 4 non-orthopedic surgeries.

The clinical evaluation of hemostatic response during major surgery was assessed using a 4-point scale of excellent, good, moderate, or none. The hemostatic effect of ESPEROCT was rated as “excellent” or “good” in 43 of 45 surgeries (95.6%), while the effect was rated as “moderate” in 2 surgeries (4.4%). No surgery had an outcome rated as “none” or “missing.”

The median pre-operative dose for adults and adolescents undergoing major surgeries was 52 IU/kg, and the median total dose was 702 IU/kg. During post-operative days 1-6, the median dose was 32 IU/kg at approximately 24 hour intervals. During post-operative days 7-14, the median dose was 36 IU/kg at approximately 28 hour intervals. The number of doses and duration of treatment varied by procedure.

Routine Prophylaxis in Adolescents/Adults

The efficacy of ESPEROCT in routine prophylaxis with Q4D dosing was demonstrated for the adult/adolescent population (see Table 7). In the extension part of the study, treatment success of the Q7D arm was not established. During the Main Phase of the adolescent/adult trial, 186 subjects had a total of 159 exposure years. The median

annualized bleeding rate (ABR) for treated bleeds in adults and adolescents treated every 4 days was 1.2 (IQR: 0.0;4.3), and mean ABR was 3.0 (SD: 4.7). When including all bleeds (treated and non-treated), the median ABR was 1.2 (IQR: 0.0; 4.7) and the mean ABR was 3.3 (SD: 4.9).

Table 7: Efficacy in adolescent/adult prophylaxis, median and mean ABRs by age, treatment regimen, and bleed type

Age Range	Prophylaxis			On-demand
	12-17 years	18-70 years	12-70 years	18-70 years
# of subjects	25	150	175	12
Mean treatment duration (years)	0.85	0.81	0.82	1.33
Treated bleeds	19 (76)	86 (57)	105 (60)	12 (100)
# of subjects with bleeds (%)	6 (24)	64 (43)	70 (40)	0
# of subjects without bleeds (%)	67 2.2 (0.9;4.7)	369 1.2 (0.0;3.7)	436 1.2 (0.0;4.3)	532 30.9 (18.6;38.5)
# of bleeds	3.5 (3.9)	2.9 (4.8)	3.0 (4.7)	31.9 (19.1)
Median ABR (IQR)				
Mean ABR (SD)				
All bleeds (treated and untreated)	19 (76)	88 (59)	107 (61)	12 (100)
# of subjects with bleeds (%)	6 (24)	62 (41)	68 (39)	0
# of subjects without bleeds (%)	72 2.2 (0.9;6.0)	386 1.2 (0.0;4.3)	458 1.2 (0.0;4.7)	536 31.3 (18.6;38.9)
# of bleeds*	3.7 (4.1)	3.2 (5.1)	3.3 (4.9)	32.2 (19.1)
Median ABR (IQR)				
Mean ABR (SD)				
Treated spontaneous bleeds	11 (44)	65 (43)	76 (43)	12 (100)
# of subjects with bleeds (%)	14 (56)	85 (57)	99 (57)	0
# of subjects without bleeds (%)	30 0.0 (0.0;1.5)	221 0.0 (0.0;1.9)	251 0.0 (0.0;1.8)	415 19.4 (12.1;31.0)
# of bleeds	1.4 (2.4)	1.8 (3.7)	1.7 (3.5)	24.5 (17.3)
Median AsBR (IQR)				
Mean AsBR (SD)				

Treated traumatic bleeds	16 (64)	57 (38)	73 (42)	10 (83)
# of subjects with bleeds (%)	9 (36)	93 (62)	102 (58)	2 (17)
# of subjects without bleeds (%)	37	146	183	110
# of bleeds	1.3	0.0	0.0	4.3
Median AtBR (IQR)	(0.0;2.6)	(0.0;1.4)	(0.0;1.7)	(0.8;9.9)
Mean AtBR (SD)	2.1 (2.9)	1.1 (2.2)	1.2 (2.3)	6.1 (6.2)
Treated joint bleeds	16 (64)	74 (49)	90 (51)	12 (100)
# of subjects with bleeds (%)	9 (36)	76 (51)	85 (49)	0
# of subjects without bleeds (%)	37	288	325	309
# of bleeds	1.2	0.0	0.9	19.4
Median AjBR (IQR)	(0.0;2.8)	(0.0;2.8)	(0.0;2.8)	(4.5;28.8)
Mean AjBR (SD)	1.8 (2.2)	2.3 (4.3)	2.2 (4.1)	19.7 (15.1)

ABR = annualized bleed rate; IQR = interquartile range, 25th percentile to 75th percentile; SD = standard deviation; AsBR = annualized spontaneous bleed rate; AtBR = annualized traumatic bleed rate; AjBR = annualized joint bleed rate.

*Reflects all bleeds reported by patients including those where no ESPEROCT was administered

Routine Prophylaxis in Children <12 Years of Age

Overall, 68 children below 12 years received prophylactic treatment with ESPEROCT at an average dose of approximately 65 IU/kg twice weekly. The prophylactic effect of ESPEROCT was demonstrated with a median ABR rate of 2.0 (IQR: 0.0; 2.8) and 2.0 (IQR: 0.0; 4.2) for treated bleeds and all bleeds respectively (see Table 8). The mean ABR (SD) for treated bleeds and all bleeds were 3.1 (7.1) and 4.4 (8.7), respectively. Of the 68 children, 22 (32%) did not experience any bleeding episodes and 29 (43%) did not experience any bleeding episodes that required treatment during the Main Phase of the trial. Of the 13 subjects with 17 documented target joints at baseline, 10 subjects (77%) and 14 target joints (82%) did not have any bleeds during the Main Phase of the trial.

Table 8: Efficacy in pediatric prophylaxis, median and mean ABR by age and bleed type

Age range	Prophylaxis Regimen		
	< 6 years**	6 to < 12 years	0 to < 12 years
# of subjects	N=34	N=34	N=68
Mean treatment	0.46	0.51	0.48

duration (years)			
Treated bleeds	19 (56)	20 (59)	39 (57)
# of subjects with bleeds (%)	15 (44) 30	14 (41) 40	29 (43) 70
# of subjects without bleeds (%)	1.9 (0.0;2.1) 3.9 (9.7)	2.0 (0.0;3.9) 2.3 (2.9)	2.0 (0.0;2.8) 3.1 (7.1)
# of bleeds Median ABR (IQR) Mean ABR (SD)			
All Bleeds (treated and untreated)	20 (59) 14 (41) 41	26 (77) 8 (24) 65	46 (68) 22 (32) 106
# of subjects with bleeds (%)	2.0 (0.0;4.0) 5.0 (11.9)	2.0 (1.9;6.0) 3.8 (3.6)	2.0 (0.0;4.2) 4.4 (8.7)
# of subjects without bleeds (%)			
# of bleeds* Median ABR (IQR) Mean ABR (SD)			
Treated spontaneous bleeds	6 (18) 28 (82) 9	7 (21) 27 (79) 10	13 (19) 55 (81) 19
# of subjects with bleeds (%)	0.0 (0.0;0.0) 2.1 (7.3)	0.0 (0.0; 0.0) 0.6 (1.5)	0.0 (0.0; 0.0) 1.3 (5.3)
# of subjects without bleeds (%)			
# of bleeds Median AsBR (IQR) Mean AsBR (SD)			
Treated traumatic bleeds	15 (44) 19 (56) 20	17 (50) 17 (50) 30	32 (47) 36 (53) 50
# of subjects with bleeds (%)	0.0 (0.0; 2.0) 1.7 (4.0)	0.9 (0.0;2.0) 1.7 (2.5)	0.0 (0.0;2.0) 1.7 (3.3)
# of subjects without bleeds (%)			
# of bleeds Median AtBR (IQR) Mean AtBR (SD)			
Treated joint bleeds	7 (21) 27 (79) 10	12 (35) 22 (65) 24	19 (28) 49 (72) 34
# of subjects with			

bleeds (%)	0.0 (0.0;0.0)	0.0 (0.0;2.0)	0.0 (0.0;2.0)
# of subjects without bleeds (%)	1.5 (6.3)	1.4 (2.4)	1.5 (4.7)
# of bleeds			
Median AjBR (IQR)			
Mean AjBR (SD)			

ABR = annualized bleed rate; IQR = interquartile range, 25th percentile to 75th percentile; SD = standard deviation; AsBR = annualized spontaneous bleed rate; AtBR = annualized traumatic bleed rate; AjBR = annualized joint bleed rate

*Reflects all bleeds reported by patients including those where no ESPEROCT was administered

**Elevated mean ABRs are due to subjects who withdrew from the study, whose bleeding rates were extrapolated to one year

16 HOW SUPPLIED/STORAGE AND HANDLING

How Supplied

- ESPEROCT is supplied in packages comprised of a single-dose vial containing nominally 500, 1000, 1500, 2000 or 3000 IU of Factor VIII activity; a MixPro[®] pre-filled diluent syringe containing 0.9% saline solution; and a sterile vial adapter with a 25-micrometer filter, which serves as a needleless reconstitution device.
- The actual Factor VIII activity in IU is stated on each ESPEROCT carton and vial label.

Table 9: ESPEROCT Presentations

Nominal Dosage Strength	Cap Color Indicator	Carton NDC Number	Components
500 IU	Red	NDC 0169 8500 01	<ul style="list-style-type: none"> • ESPEROCT in single-dose vial [NDC 0169 8501 11] • Pre-filled syringe with 4 mL sterile saline diluent [NDC 0169 8008 98] • Vial adapter
1000 IU	Green	NDC 0169 8100 01	<ul style="list-style-type: none"> • ESPEROCT in single-dose vial [NDC 0169 8101 11] • Pre-filled syringe with 4 mL sterile saline diluent [NDC 0169 8008 98] • Vial adapter

1500 IU	Gray	NDC 0169 8150 01	<ul style="list-style-type: none"> • ESPEROCT in single-dose vial [NDC 0169 8151 11] • Pre-filled syringe with 4 mL sterile saline diluent [NDC 0169 8008 98] • Vial adapter
2000 IU	Yellow	NDC 0169 8200 01	<ul style="list-style-type: none"> • ESPEROCT in single-dose vial [NDC 0169 8201 11] • Pre-filled syringe with 4 mL sterile saline diluent [NDC 0169 8008 98] • Vial adapter
3000 IU	Black	NDC 0169 8300 01	<ul style="list-style-type: none"> • ESPEROCT in single-dose vial [NDC 0169 8301 11] • Pre-filled syringe with 4 mL sterile saline diluent [NDC 0169 8008 98] • Vial adapter

IU = International Units

- The ESPEROCT vials are made of glass, closed with a chlorobutyl rubber stopper (not made with natural rubber latex), and sealed with an aluminum cap.
- The pre-filled diluent syringes are made of glass with a siliconized bromobutyl rubber plunger (not made with rubber latex).
- The closed vials and pre-filled diluent syringes are equipped with a tamper-evident snap-off cap which is made of polypropylene.

Storage and Handling

- Store ESPEROCT in the original package to protect the ESPEROCT vial from light.
- Store ESPEROCT in a powder form under refrigeration at 36°F to 46°F (2°C to 8°C) for up to 30 months from the date of manufacture until the expiration date stated on the label. During the 30-month shelf life, ESPEROCT may be kept at room temperature:
 - o up to 86°F (30°C) for no longer than 12 months, **or**
 - o up to 104°F (40°C) for no longer than 3 months
- Record the date on the carton when the product was removed from the refrigerator. Do not return the product to the refrigerator.
- Do not freeze ESPEROCT.
- Use ESPEROCT within 4 hours after reconstitution when stored at ≤86°F (30°C) or within 24 hours when stored in the refrigerator. Store the reconstituted product in the vial.

- Discard any unused reconstituted product.

17 PATIENT COUNSELING INFORMATION

Advise patients:

- To read the FDA-approved patient labeling (Patient Information and Instructions for Use).
- That allergic-type hypersensitivity reactions or anaphylaxis are possible with use of ESPEROCT. Inform patients of the early signs of hypersensitivity reactions including rash, hives, itching, facial swelling, tightness of the chest, and wheezing. Advise patients to discontinue use of ESPEROCT immediately and contact their healthcare provider and/or seek emergency care promptly if these symptoms occur.
- To contact their healthcare provider or treatment facility for further treatment and/or assessment if they experience a lack of a clinical response to Factor VIII replacement therapy, as this may be a manifestation of an inhibitor.

Version: 3

License Number: 1261

ESPEROCT[®] and MixPro[®] are registered trademarks of Novo Nordisk Health Care AG.

Patent Information: <http://novonordisk-us.com/products/product-patents.html>

Clave[®] and MicroClave[®] are registered trademarks of ICU Medical Inc.

InVision-Plus[®], InVision-Plus CS[®], Invision-Plus[®] Junior[®] are registered trademarks of RyMed Technologies, Inc. Bionector[®] is a registered trademark of Vygon.

© 2022 Novo Nordisk

For information contact:

Novo Nordisk Inc.

800 Scudders Mill Road

Plainsboro, NJ 08536, USA

1-800-727-6500

Manufactured by:

Novo Nordisk A/S

Novo Allé, DK-2880 Bagsvaerd

PATIENT PACKAGE INSERT

Patient Information

ESPEROCT[®]

[antihemophilic factor (recombinant), glycopegylated-exei]

Read the Patient Information and the Instructions For Use that come with ESPEROCT before you start taking this medicine and each time you get a

refill. There may be new information.

This Patient Information does not take the place of talking with your healthcare provider about your medical condition or treatment. If you have questions about ESPEROCT after reading this information, ask your healthcare provider.

What is the most important information I need to know about ESPEROCT?

Do not attempt to do an infusion yourself unless you have been taught how by your healthcare provider or hemophilia treatment center.

You must carefully follow your healthcare provider's instructions regarding the dose and schedule for infusing ESPEROCT so that your treatment will work best for you.

What is ESPEROCT?

ESPEROCT is an injectable medicine used to replace clotting Factor VIII that is missing in patients with hemophilia A. Hemophilia A is an inherited bleeding disorder in all age groups that prevents blood from clotting normally.

ESPEROCT is used to treat and prevent or reduce the number of bleeding episodes in people with hemophilia A.

Your healthcare provider may give you ESPEROCT when you have surgery.

Who should not use ESPEROCT?

You should not use ESPEROCT if you

- are allergic to Factor VIII or any of the other ingredients of ESPEROCT
- if you are allergic to hamster proteins

If you are not sure, talk to your healthcare provider before using this medicine.

Tell your healthcare provider if you are pregnant or nursing because ESPEROCT might not be right for you.

What should I tell my healthcare provider before I use ESPEROCT?

You should tell your healthcare provider if you:

- Have or have had any medical conditions.
- Take any medicines, including non-prescription medicines and dietary supplements.
- Are nursing.
- Are pregnant or planning to become pregnant.
- Have been told that you have inhibitors to Factor VIII.

How should I use ESPEROCT?

Treatment with ESPEROCT should be started by a healthcare provider who is experienced in the care of patients with hemophilia A.

ESPEROCT is given as an infusion into the vein.

You may infuse ESPEROCT at a hemophilia treatment center, at your healthcare provider's office or in your home. You should be trained on how to do infusions by your hemophilia treatment center or healthcare provider. Many people with hemophilia A learn to infuse the medicine by themselves or with the help of a family member.

Your healthcare provider will tell you how much ESPEROCT to use based on your weight, the severity of your hemophilia A, and where you are bleeding. Your dose will be calculated in international units, IU.

Call your healthcare provider right away if your bleeding does not stop after taking ESPEROCT.

If your bleeding is not adequately controlled, it could be due to the development of Factor VIII inhibitors. This should be checked by your healthcare provider. You might need a higher dose of ESPEROCT or even a different product to control bleeding. Do not increase the total dose of ESPEROCT to control your bleeding without consulting your healthcare provider.

Use in children

ESPEROCT can be used in children. Your healthcare provider will decide the dose of ESPEROCT you will receive.

If you forget to use ESPEROCT

If you forget a dose, infuse the missed dose when you discover the mistake. Do not infuse a double dose to make up for a forgotten dose. Proceed with the next infusions as scheduled and continue as advised by your healthcare provider.

If you stop using ESPEROCT

Do not stop using ESPEROCT without consulting your healthcare provider.

If you have any further questions on the use of this product, ask your healthcare provider.

What if I take too much ESPEROCT?

Always take ESPEROCT exactly as your healthcare provider has told you. You should check with your healthcare provider if you are not sure. If you infuse more ESPEROCT than recommended, tell your healthcare provider as soon as possible.

What are the possible side effects of ESPEROCT?

Common Side Effects Include:

- rash or itching
- swelling, pain, rash or redness at the location of infusion

Other Possible Side Effects:

You could have an allergic reaction to coagulation Factor VIII products. **Call your healthcare provider right away or get emergency treatment right away if you get any signs of an allergic reaction, such as:** hives, chest tightness, wheezing, dizziness, difficulty breathing, and/or swelling of the face.

Your body can also make antibodies called “inhibitors” against ESPEROCT, which may stop ESPEROCT from working properly. Your healthcare provider may need to test your blood for inhibitors from time to time.

These are not all of the possible side effects from ESPEROCT. Ask your healthcare provider for more information. You are encouraged to report side effects to FDA at 1-800-FDA-1088.

Tell your healthcare provider about any side effect that bothers you or that does not go away.

What are the ESPEROCT dosage strengths?

ESPEROCT comes in five different dosage strengths. The actual number of international units (IU) of Factor VIII in the vial will be imprinted on the label and on the box. The five different strengths are as follows:

Cap Color Indicator	Nominal Strength
Red	500 IU per vial
Green	1000 IU per vial
Gray	1500 IU per vial
Yellow	2000 IU per vial
Black	3000 IU per vial

Always check the actual dosage strength printed on the label to make sure you are using the strength prescribed by your healthcare provider.

How should I store ESPEROCT?

Prior to Reconstitution (mixing the dry powder in the vial with the diluent):

Protect from light. Do not freeze ESPEROCT.

ESPEROCT can be stored in refrigeration at 36°F to 46°F (2°C to 8°C) for up to 30 months until the expiration date stated on the label. During the 30 month shelf life, ESPEROCT may be kept at room temperature (not to exceed 86°F/30°C) for up to 12 months, **or** up to 104°F (40°C) for no longer than 3 months.

If you choose to store ESPEROCT at room temperature:

- Record the date when the product was removed from the refrigerator.
- Do not return the product to the refrigerator.
- Do not use after 12 months if stored up to 86°F (30°C) or after 3 months if stored up to 104°F (40°C) or the expiration date listed on the vial, whichever is earlier.

Do not use this medicine after the expiration date which is on the outer carton and the vial. The expiration date refers to the last day of that month.

After Reconstitution:

The reconstituted (the final product once the powder is mixed with the diluent) ESPEROCT should appear clear and colorless without visible particles.

The reconstituted ESPEROCT should be used immediately.

If you cannot use the reconstituted ESPEROCT immediately, it must be used within 4 hours when stored at or below 86°F (30°C) or within 24 hours when stored in a refrigerator at 36°F to 46°F (2°C to 8°C). Store the reconstituted product in the vial.

Keep this medicine out of the sight and out of reach of children.

What else should I know about ESPEROCT and hemophilia A?

Medicines are sometimes prescribed for purposes other than those listed here. Do not use ESPEROCT for a condition for which it is not prescribed. Do not share ESPEROCT with other people, even if they have the same symptoms that you have.

For more information about ESPEROCT, please call Novo Nordisk at 1-800-727-6500.

Revised: 10/2019

ESPEROCT® is a trademark of Novo Nordisk Health Care AG.

For Patent Information, refer to: <http://novonordisk-us.com/patients/products/product-patents.html>

© 2019 Novo Nordisk

Manufactured by:

Novo Nordisk A/S

Novo Allé

DK-2880 Bagsværd, Denmark

For information about ESPEROCT contact:

Novo Nordisk Inc.

800 Scudders Mill Road

Plainsboro, NJ 08536, USA

Instructions for Use

Instructions on how to use ESPEROCT® [antihemophilic factor (recombinant), glycopegylated-exei] MixPro®

READ THESE INSTRUCTIONS CAREFULLY BEFORE USING ESPEROCT.

ESPEROCT is supplied as a powder. Before infusion (administration) it must be mixed (reconstituted) with the liquid diluent supplied in the syringe. The liquid diluent is a sodium chloride solution. The mixed ESPEROCT must be infused into your vein (intravenous infusion). The equipment in this package is designed to mix and infuse ESPEROCT.

You will also need an infusion set (butterfly needle with tubing), sterile alcohol swabs, gauze pads, and bandages.



Don't use the equipment without proper training from your doctor or nurse.

Always wash your hands and ensure that the area around you is clean.

When you prepare and infuse medication directly into the veins, it is important to **use a clean and germ free (aseptic) technique**. Improper technique can introduce germs that can infect the blood.

Don't open the equipment until you are ready to use it.

Don't use the equipment if it has been dropped, or if it is damaged. Use a new package instead.

Don't use the equipment if it is expired. Use a new package instead. The expiration date is printed on the outer carton and on the vial, the vial adapter and the pre-filled syringe.

Don't use the equipment if you suspect it is contaminated. Use a new package instead.

Don't dispose of any of the items until after you have infused the mixed solution.

The equipment is for single use only.

Single-dose container. Discard unused portion.

Content

The package contains:

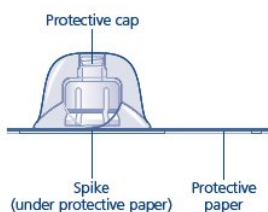
- Vial with ESPEROCT powder
- Vial adapter
- Pre-filled syringe with diluent
- Plunger rod (placed under the syringe)

Overview

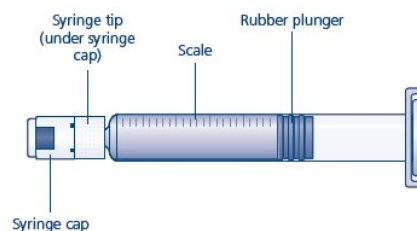
Vial with ESPEROCT powder



Vial adapter



Pre-filled syringe with diluent

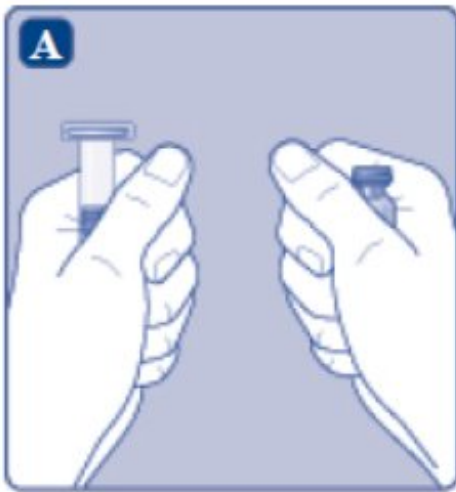


Plunger rod



1. Prepare the vial and the syringe

- **Take out the number of ESPEROCT packages you need.**
- **Check the expiry date.**
- **Check the name, strength and color** of the package, to make sure it contains the correct product.
- **Wash your hands** and dry them properly using a clean towel or air dry.
- Take the vial, the vial adapter and the pre-filled syringe out of the carton. **Leave the plunger rod untouched in the carton.**
- **Bring the vial and the pre-filled syringe to room temperature.** You can do this by holding them in your hands until they feel as warm as your hands.



- **Remove the plastic cap** from the vial. **If the plastic cap is loose or missing, don't use the vial.**
- **Wipe the rubber stopper with a sterile alcohol swab** and allow it to air dry for a few seconds before use to ensure that it is as germ free as possible.
- **Don't touch the rubber stopper with your fingers** as this can transfer germs.



2. Attach the vial adapter

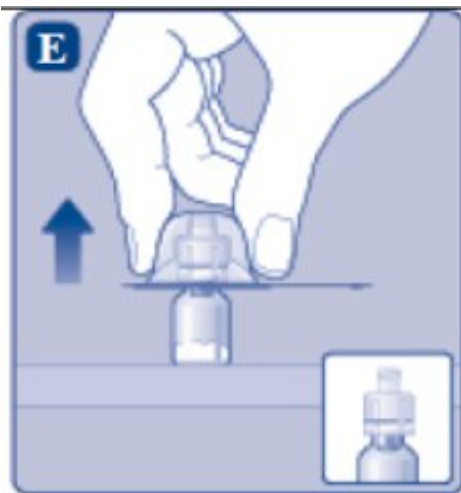
- **Remove the protective paper** from the vial adapter. **Don't take the vial adapter out of the protective cap with your fingers.** If you touch the spike on the vial adapter germs from your fingers can be transferred. **If the protective paper is not fully sealed or if it is broken, don't use the vial adapter.**



- **Place the vial on a flat and solid surface.**
- **Turn over the protective cap,** and snap the vial adapter onto the vial. **Once attached, don't remove the vial adapter from the vial.**

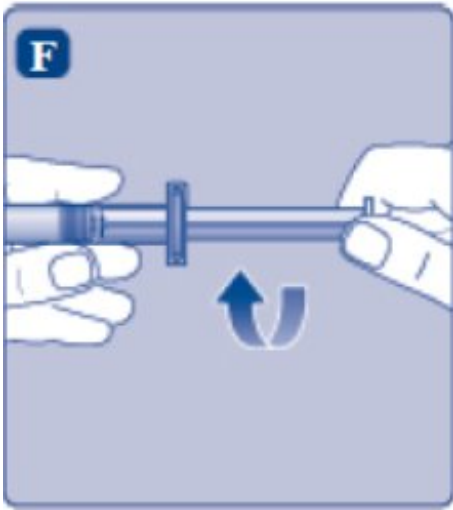


- **Carefully remove the protective cap** from the vial adapter.
Don't lift the vial adapter from the vial when removing the protective cap.

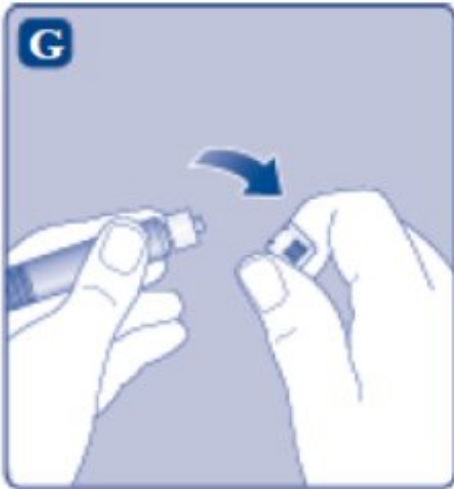


3. Attach the plunger rod and the syringe

- Grasp the plunger rod by the wide top end and take it out of the carton. **Don't touch the sides or the thread of the plunger rod.** If you touch the sides or the thread germs from your fingers can be transferred.
- **Immediately** connect the plunger rod to the syringe by turning it clockwise into the rubber plunger inside the pre-filled syringe until resistance is felt.



- **Remove the syringe cap** from the pre-filled syringe by bending it down until the perforation breaks.
Don't touch the syringe tip under the syringe cap. If you touch the syringe tip germs from your fingers can be transferred.
If the syringe cap is loose or missing, don't use the pre-filled syringe.



- **Screw the pre-filled syringe securely** onto the vial adapter until resistance is felt.



4. Mix the powder with the diluent

- **Hold the pre-filled syringe slightly tilted** with the vial pointing downwards.
- **Push the plunger rod** to inject all the diluent into the vial.



- **Keep the plunger rod pressed down and swirl** the vial gently until all the powder is dissolved.
Don't shake the vial as this will cause foaming.
- **Check the mixed solution.** It must be clear and colorless. **If you notice visible particles or discoloration, don't use it.** Use a new package instead.



ESPEROCT is recommended to be used immediately after it is mixed.

If you cannot use the mixed ESPEROCT solution immediately, it must be used within 4 hours when stored at $\leq 86^{\circ}\text{F}$ (30°C) or within 24 hours when stored in a refrigerator at 36°F to 46°F (2°C to 8°C). Store the reconstituted product in the vial.

Do not freeze mixed ESPEROCT solution or store it in syringes.

Keep reconstituted ESPEROCT solution out of direct light.



If your dose requires more than one vial, repeat step **A** to **J** with additional vials, vial adapters and pre-filled syringes until you have reached your required dose.

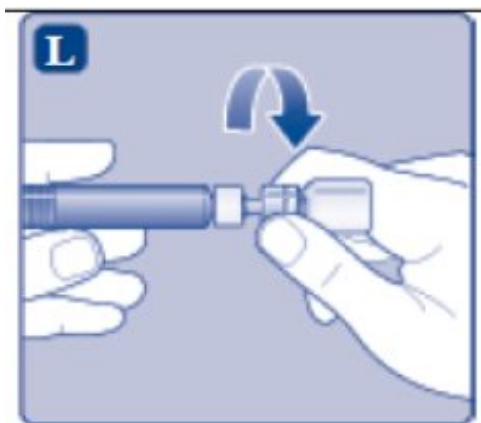
- **Keep the plunger rod pushed completely in.**
- **Turn the syringe** with the vial upside down.
- **Stop pushing the plunger rod and let it move back** on its own while the mixed solution fills the syringe.
- **Pull the plunger rod slightly downwards** to draw the mixed solution into the syringe.
- **In case you only need part of the entire vial, use the scale on the syringe to see how much mixed solution you withdraw, as instructed by your doctor or nurse.**
- While holding the vial upside down, **tap the syringe gently** to let any air bubbles rise to the top.

- **Push the plunger rod** slowly until all air bubbles are gone.



- **Unscrew the vial adapter** with the vial.

Don't touch the syringe tip. If you touch the syringe tip germs from your fingers can be transferred.



Caution: The pre-filled diluent syringe is made of glass with an internal tip diameter of 0.037 inches, and is compatible with a standard Luer-lock connector.

Some needleless connectors for intravenous catheters are incompatible with the glass diluent syringes (for example, certain connectors with an internal

spike, such as Clave[®] /MicroClave[®], InVision-Plus[®], InVision-Plus CS[®], Invision-Plus[®] Junior[®], Bionector[®]).

To administer ESPEROCT through incompatible needleless connectors, withdraw reconstituted product into a standard 10 mL sterile Luer-lock plastic syringe.

If you have encountered any problems with attaching the pre-filled sodium chloride syringe to any Luer-lock compatible device, please contact Novo Nordisk at (800) 727-6500.

5. Infuse the mixed solution

ESPEROCT is now ready to infuse into your vein.

- Do not mix ESPEROCT with any other intravenous infusions or medications.
- Infuse the mixed solution slowly over 1 to 3 minutes as instructed by your doctor or nurse.

Infusing the solution via a central venous access device (CVAD) such as a central venous catheter or subcutaneous port:

- Use a clean and germ free (aseptic) technique. Follow the instructions for proper use for your connector and central venous access device in consultation with your doctor or nurse.
- Infusing into a CVAD may require using a sterile 10 mL plastic syringe for withdrawal of the mixed solution and infusion.
- If necessary, use 0.9% Sodium Chloride Injection, USP to flush the CVAD line before or after ESPEROCT infusion.

The peel-off label found on the ESPEROCT vial can be used to record the lot number.

Disposal

- **After infusion, safely dispose** of all unused ESPEROCT solution, the syringe with the infusion set, the vial with the vial adapter, and other waste materials in an appropriate container for throwing away medical waste.

Don't throw it out with the ordinary household trash.



Don't disassemble the vial and vial adapter before disposal.

Don't reuse the equipment.

Important information

Contact your healthcare provider or local hemophilia treatment center if you experience any problems.

For full Prescribing Information please read the other insert included in this package.

ESPEROCT[®] and MixPro[®] are trademarks of Novo Nordisk Health Care AG.

For Patent Information, refer to: <http://novonordisk-us.com/patients/products/product-patents.html>

© 2019 Novo Nordisk

Manufactured by:

Novo Nordisk A/S

DK-2880 Bagsvaerd, Denmark

For information about ESPEROCT contact:

Novo Nordisk Inc.

800 Scudders Mill Road

Plainsboro, NJ 08536, USA

License No: 1261

Revised: 10/2019

PACKAGE/LABEL PRINCIPAL DISPLAY PANEL

500 IU Carton

NDC 0169 8500 01 List: 850001

ESPEROCT® 500 IU Range

[antihemophilic factor (recombinant), glycopegylated-exei]

500 IU

Intravenous use, after reconstitution.

Single-dose. Discard unused portion

Contains no preservatives.

Rx Only

Includes MixPro®

a vial adapter and pre-filled diluent syringe



1000 IU Carton

NDC 0169 8100 01 List: 810001

ESPEROCT® 1000 IU Range

[antihemophilic factor (recombinant), glycopegylated-exei]

1000 IU

Intravenous use, after reconstitution.

Single-dose. Discard unused portion

Contains no preservatives.

Rx Only

Includes MixPro®

a vial adapter and pre-filled diluent syringe



1500 IU Carton

NDC 0169 8150 01 List: 815001

ESPEROCKET® 1500 IU Range

[antihemophilic factor (recombinant), glycopegylated-exei]

1500 IU

Intravenous use, after reconstitution.

Single-dose. Discard unused portion

Contains no preservatives.

Rx Only

Includes MixPro®

a vial adapter and pre-filled diluent syringe



2000 IU Carton
NDC 0169 8200 01

List: 820001

ESPEROCT® 2000 IU Range

[antihemophilic factor (recombinant), glycopegylated-exei]

2000 IU

Intravenous use, after reconstitution.

Single-dose. Discard unused portion

Contains no preservatives.

Rx Only

Includes MixPro®

a vial adapter and pre-filled diluent syringe



3000 IU Carton

NDC 0169 8300 01

List: 830001

ESPEROCKET® 3000 IU Range

[antihemophilic factor (recombinant), glycopegylated-exei]

3000 IU

Intravenous use, after reconstitution.

Single-dose. Discard unused portion

Contains no preservatives.

Rx Only

Includes MixPro®

a vial adapter and pre-filled diluent syringe



Syringe Label

NDC 0169 800898

Sodium chloride 4 mL

For reconstitution of ESPEROCKET®

Store in a refrigerator 36°F to 46°F (2°C to 8°C)

Do not freeze

Rx Only

Single-dose

Novo Nordisk Inc.

1-800-727-6500

Expiry Date/Lot:



NDC 0169 8008 98

4 mL

Sodium chloride

For reconstitution of **ESPEROCT**®

Store in a refrigerator 36°F to 46°F (2°C to 8°C)

Do not freeze

Rx Only

Single-dose



8-9031-31-220-1

Novo Nordisk Inc.
1-800-727-6500

Expiry Date/
Lot:



500 IU Vial

NDC 0169 8501 11

ESPEROCT® 500 IU Range

[antihemophilic factor (recombinant), glycopegylated-exei]

Store in a refrigerator 36°F - 46°F (2°C - 8°C)

Rx Only

Reconstitution with 4 mL sodium chloride solution only

Do not freeze

Novo Nordisk Inc.

1-800-727-6500



1000 Vial

NDC 0169 8101 11

ESPEROCT® 1000 IU Range

[antihemophilic factor (recombinant), glycopegylated-exei]

Store in a refrigerator 36°F - 46°F (2°C - 8°C)

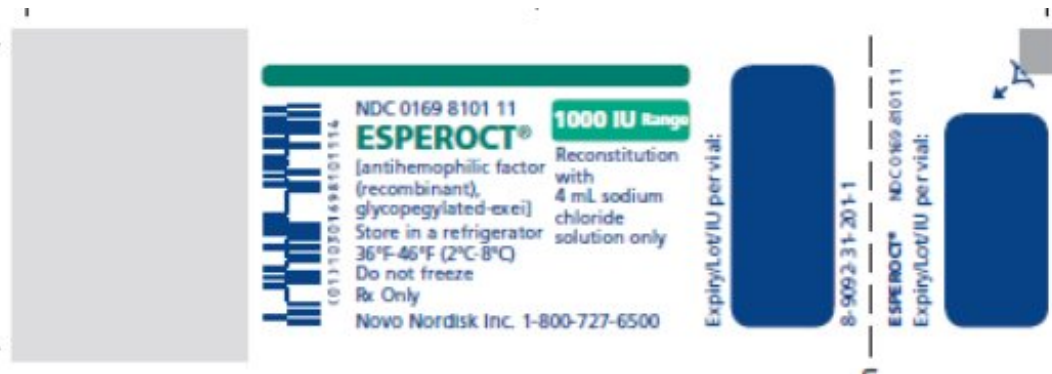
Rx Only

Reconstitution with 4 mL sodium chloride solution only

Do not freeze

Novo Nordisk Inc.

1-800-727-6500



1500 IU Vial

NDC 0169 8151 11

ESPEROCKET® 1500 IU Range

[antihemophilic factor (recombinant), glycopegylated-exei]

Store in a refrigerator 36°F - 46°F (2°C - 8°C)

Rx Only

Reconstitution with 4 mL sodium chloride solution only

Do not freeze

Novo Nordisk Inc.

1-800-727-6500



2000 IU Vial

NDC 0169 8201 11

ESPEROCKET® 2000 IU Range

[antihemophilic factor (recombinant), glycopegylated-exei]

Store in a refrigerator 36°F - 46°F (2°C - 8°C)

Rx Only

Reconstitution with 4 mL sodium chloride solution only

Do not freeze
Novo Nordisk Inc.
1-800-727-6500



3000 IU Vial
NDC 0169 8301 11

ESPEROCKET® 3000 IU Range

[antihemophilic factor (recombinant), glycopegylated-exei]

Store in a refrigerator 36°F - 46°F (2°C - 8°C)

Rx Only

Reconstitution with 4 mL sodium chloride solution only

Do not freeze

Novo Nordisk Inc.

1-800-727-6500



ESPEROCKET

antihemophilic factor (recombinant), glycopegylated-exei kit

Product Information

Product Type	PLASMA DERIVATIVE	Item Code (Source)	NDC:0169-8500
---------------------	-------------------	---------------------------	---------------

Packaging

#	Item Code	Package Description	Marketing Start Date	Marketing End Date
1	NDC:0169-8500-01	1 in 1 KIT; Type 0: Not a Combination Product		
2	NDC:0169-8500-93	1 in 1 KIT; Type 0: Not a Combination Product		

Quantity of Parts

Part #	Package Quantity	Total Product Quantity
Part 1	1 VIAL, GLASS	4 mL
Part 2	1 SYRINGE, GLASS	4 mL

Part 1 of 2

ESPEROCT

antihemophilic factor (recombinant), glycopegylated-exei injection, powder, lyophilized, for solution

Product Information

Item Code (Source)	NDC:0169-8501
Route of Administration	INTRAVENOUS

Active Ingredient/Active Moiety

Ingredient Name	Basis of Strength	Strength
ANTIHEMOPHILIC FACTOR, HUMAN RECOMBINANT (UNII: P89DR4NY54) (ANTIHEMOPHILIC FACTOR, HUMAN RECOMBINANT - UNII:P89DR4NY54)	ANTIHEMOPHILIC FACTOR, HUMAN RECOMBINANT	125 [iU] in 1 mL

Inactive Ingredients

Ingredient Name	Strength
SODIUM CHLORIDE (UNII: 451W47IQ8X)	
HISTIDINE (UNII: 4QD397987E)	
SUCROSE (UNII: C151H8M554)	
POLYSORBATE 80 (UNII: 6OZP39ZG8H)	
METHIONINE (UNII: AE28F7PNPL)	
CALCIUM CHLORIDE (UNII: M4I0D6VV5M)	

Packaging

#	Item Code	Package Description	Marketing Start Date	Marketing End Date
1	NDC:0169-8501-11	4 mL in 1 VIAL, GLASS; Type 0: Not a Combination Product		
2	NDC:0169-8501-90	4 mL in 1 VIAL, GLASS; Type 0: Not a Combination Product		

Marketing Information

Marketing Category	Application Number or Monograph Citation	Marketing Start Date	Marketing End Date
BLA	BLA125671	02/01/2020	

Part 2 of 2

SODIUM CHLORIDE SOLUTION

sodium chloride solution liquid

Product Information

Item Code (Source)	NDC:0169-8008
Route of Administration	INTRAVENOUS

Inactive Ingredients

Ingredient Name	Strength
SODIUM CHLORIDE (UNII: 451W47IQ8X)	

Packaging

#	Item Code	Package Description	Marketing Start Date	Marketing End Date
1	NDC:0169-8008-98	4 mL in 1 SYRINGE, GLASS; Type 0: Not a Combination Product		

Marketing Information

Marketing Category	Application Number or Monograph Citation	Marketing Start Date	Marketing End Date
BLA	BLA125671	02/01/2020	

Marketing Information

Marketing Category	Application Number or Monograph Citation	Marketing Start Date	Marketing End Date
BLA	BLA125671	02/19/2019	

ESPEROCT

antihemophilic factor (recombinant), glycopegylated-exei kit

Product Information

Product Type	PLASMA DERIVATIVE	Item Code (Source)	NDC:0169-8100
---------------------	-------------------	---------------------------	---------------

Packaging

#	Item Code	Package Description	Marketing Start Date	Marketing End Date
1	NDC:0169-8100-01	1 in 1 KIT; Type 0: Not a Combination Product		
2	NDC:0169-8100-93	1 in 1 KIT; Type 0: Not a Combination Product		

Quantity of Parts

Part #	Package Quantity	Total Product Quantity
Part 1	1 VIAL, GLASS	4 mL
Part 2	1 SYRINGE, GLASS	4 mL

Part 1 of 2

ESPEROCT

antihemophilic factor (recombinant), glycopegylated-exei injection, powder, lyophilized, for solution

Product Information

Item Code (Source)	NDC:0169-8101
---------------------------	---------------

Route of Administration	INTRAVENOUS
--------------------------------	-------------

Active Ingredient/Active Moiety

Ingredient Name	Basis of Strength	Strength
ANTIHEMOPHILIC FACTOR, HUMAN RECOMBINANT (UNII: P89DR4NY54) (ANTIHEMOPHILIC FACTOR, HUMAN RECOMBINANT - UNII:P89DR4NY54)	ANTIHEMOPHILIC FACTOR, HUMAN RECOMBINANT	250 [iU] in 1 mL

Inactive Ingredients

Ingredient Name	Strength
SODIUM CHLORIDE (UNII: 451W47IQ8X)	
HISTIDINE (UNII: 4QD397987E)	
SUCROSE (UNII: C151H8M554)	

POLYSORBATE 80 (UNII: 6OZP39ZG8H)

METHIONINE (UNII: AE28F7PNPL)

CALCIUM CHLORIDE (UNII: M4I0D6VV5M)

Packaging

#	Item Code	Package Description	Marketing Start Date	Marketing End Date
1	NDC:0169-8101-11	4 mL in 1 VIAL, GLASS; Type 0: Not a Combination Product		
2	NDC:0169-8101-90	4 mL in 1 VIAL, GLASS; Type 0: Not a Combination Product		

Marketing Information

Marketing Category	Application Number or Monograph Citation	Marketing Start Date	Marketing End Date
BLA	BLA125671	02/01/2020	

Part 2 of 2

SODIUM CHLORIDE SOLUTION

sodium chloride solution liquid

Product Information

Item Code (Source) NDC:0169-8008

Route of Administration INTRAVENOUS

Inactive Ingredients

Ingredient Name	Strength
SODIUM CHLORIDE (UNII: 451W47IQ8X)	

Packaging

#	Item Code	Package Description	Marketing Start Date	Marketing End Date
1	NDC:0169-8008-98	4 mL in 1 SYRINGE, GLASS; Type 0: Not a Combination Product		

Marketing Information

Marketing Category	Application Number or Monograph Citation	Marketing Start Date	Marketing End Date
BLA	BLA125671	02/01/2020	

Marketing Information

Marketing Category	Application Number or Monograph Citation	Marketing Start Date	Marketing End Date
BLA	BLA125671	02/19/2019	

ESPEROCT

antihemophilic factor (recombinant), glycopegylated-exei kit

Product Information

Product Type	PLASMA DERIVATIVE	Item Code (Source)	NDC:0169-8150
--------------	-------------------	--------------------	---------------

Packaging

#	Item Code	Package Description	Marketing Start Date	Marketing End Date
1	NDC:0169-8150-01	1 in 1 KIT; Type 0: Not a Combination Product		

Quantity of Parts

Part #	Package Quantity	Total Product Quantity
Part 1	1 VIAL, GLASS	4 mL
Part 2	1 SYRINGE, GLASS	4 mL

Part 1 of 2

ESPEROCT

antihemophilic factor (recombinant), glycopegylated-exei injection, powder, lyophilized, for solution

Product Information

Item Code (Source)	NDC:0169-8151
Route of Administration	INTRAVENOUS

Active Ingredient/Active Moiety

Ingredient Name	Basis of Strength	Strength
ANTIHEMOPHILIC FACTOR, HUMAN RECOMBINANT (UNII: P89DR4NY54) (ANTIHEMOPHILIC FACTOR, HUMAN RECOMBINANT - UNII:P89DR4NY54)	ANTIHEMOPHILIC FACTOR, HUMAN RECOMBINANT	375 [iU] in 1 mL

Inactive Ingredients

Ingredient Name	Strength
SODIUM CHLORIDE (UNII: 451W47IQ8X)	
HISTIDINE (UNII: 4QD397987E)	
SUCROSE (UNII: C151H8M554)	
POLYSORBATE 80 (UNII: 6OZP39ZG8H)	
METHIONINE (UNII: AE28F7PNPL)	
CALCIUM CHLORIDE (UNII: M4I0D6VV5M)	

Packaging

#	Item Code	Package Description	Marketing Start Date	Marketing End Date
1	NDC:0169-8151-11	4 mL in 1 VIAL, GLASS; Type 0: Not a Combination Product		

Marketing Information

Marketing Category	Application Number or Monograph Citation	Marketing Start Date	Marketing End Date
BLA	BLA125671	02/01/2020	

Part 2 of 2

SODIUM CHLORIDE SOLUTION

sodium chloride solution liquid

Product Information

Item Code (Source)	NDC:0169-8008
Route of Administration	INTRAVENOUS

Inactive Ingredients

Ingredient Name	Strength
SODIUM CHLORIDE (UNII: 451W47IQ8X)	

Packaging

#	Item Code	Package Description	Marketing Start Date	Marketing End Date
1	NDC:0169-8008-98	4 mL in 1 SYRINGE, GLASS; Type 0: Not a Combination Product		

Marketing Information

Marketing Category	Application Number or Monograph Citation	Marketing Start Date	Marketing End Date
BLA	BLA125671	02/01/2020	

Marketing Information

Marketing Category	Application Number or Monograph Citation	Marketing Start Date	Marketing End Date
BLA	BLA125671	02/19/2019	

ESPEROCT

antihemophilic factor (recombinant), glycopegylated-exei kit

Product Information

Product Type	PLASMA DERIVATIVE	Item Code (Source)	NDC:0169-8200
--------------	-------------------	--------------------	---------------

Packaging

#	Item Code	Package Description	Marketing Start Date	Marketing End Date
1	NDC:0169-8200-01	1 in 1 KIT; Type 0: Not a Combination Product		

Quantity of Parts

Part #	Package Quantity	Total Product Quantity
Part 1	1 VIAL, GLASS	4 mL
Part 2	1 SYRINGE, GLASS	4 mL

Part 1 of 2

ESPEROCT

antihemophilic factor (recombinant), glycopegylated-exei injection, powder, lyophilized, for solution

Product Information

Item Code (Source)	NDC:0169-8201
Route of Administration	INTRAVENOUS

Active Ingredient/Active Moiety

Ingredient Name	Basis of Strength	Strength
-----------------	-------------------	----------

ANTIHEMOPHILIC FACTOR, HUMAN RECOMBINANT (UNII: P89DR4NY54) (ANTIHEMOPHILIC FACTOR, HUMAN RECOMBINANT - UNII:P89DR4NY54)	ANTIHEMOPHILIC FACTOR, HUMAN RECOMBINANT	500 [iU] in 1 mL
--	---	---------------------

Inactive Ingredients

Ingredient Name	Strength
SODIUM CHLORIDE (UNII: 451W47IQ8X)	
HISTIDINE (UNII: 4QD397987E)	
SUCROSE (UNII: C151H8M554)	
POLYSORBATE 80 (UNII: 6OZP39ZG8H)	
METHIONINE (UNII: AE28F7PNPL)	
CALCIUM CHLORIDE (UNII: M4I0D6VV5M)	

Packaging

#	Item Code	Package Description	Marketing Start Date	Marketing End Date
1	NDC:0169-8201-11	4 mL in 1 VIAL, GLASS; Type 0: Not a Combination Product		

Marketing Information

Marketing Category	Application Number or Monograph Citation	Marketing Start Date	Marketing End Date
BLA	BLA125671	02/01/2020	

Part 2 of 2

SODIUM CHLORIDE SOLUTION

sodium chloride solution liquid

Product Information

Item Code (Source)	NDC:0169-8008
Route of Administration	INTRAVENOUS

Inactive Ingredients

Ingredient Name	Strength
SODIUM CHLORIDE (UNII: 451W47IQ8X)	

Packaging

#	Item Code	Package Description	Marketing Start Date	Marketing End Date
1	NDC:0169-	4 mL in 1 SYRINGE, GLASS; Type 0: Not a		

8008-98	Combination Product		
---------	---------------------	--	--

Marketing Information

Marketing Category	Application Number or Monograph Citation	Marketing Start Date	Marketing End Date
BLA	BLA125671	02/01/2020	

Marketing Information

Marketing Category	Application Number or Monograph Citation	Marketing Start Date	Marketing End Date
BLA	BLA125671	02/19/2019	

ESPEROCT

antihemophilic factor (recombinant), glycopegylated-exei kit

Product Information

Product Type	PLASMA DERIVATIVE	Item Code (Source)	NDC:0169-8300
---------------------	-------------------	---------------------------	---------------

Packaging

#	Item Code	Package Description	Marketing Start Date	Marketing End Date
1	NDC:0169-8300-01	1 in 1 KIT; Type 0: Not a Combination Product		
2	NDC:0169-8300-93	1 in 1 KIT; Type 0: Not a Combination Product		

Quantity of Parts

Part #	Package Quantity	Total Product Quantity
Part 1	1 VIAL, GLASS	4 mL
Part 2	1 SYRINGE, GLASS	4 mL

Part 1 of 2

ESPEROCT

antihemophilic factor (recombinant), glycopegylated-exei injection, powder, lyophilized, for solution

Product Information

Item Code (Source)	NDC:0169-8301
---------------------------	---------------

Route of Administration INTRAVENOUS

Active Ingredient/Active Moiety

Ingredient Name	Basis of Strength	Strength
ANTIHEMOPHILIC FACTOR, HUMAN RECOMBINANT (UNII: P89DR4NY54) (ANTIHEMOPHILIC FACTOR, HUMAN RECOMBINANT - UNII:P89DR4NY54)	ANTIHEMOPHILIC FACTOR, HUMAN RECOMBINANT	750 [iU] in 1 mL

Inactive Ingredients

Ingredient Name	Strength
SODIUM CHLORIDE (UNII: 451W47IQ8X)	
HISTIDINE (UNII: 4QD397987E)	
SUCROSE (UNII: C151H8M554)	
POLYSORBATE 80 (UNII: 6OZP39ZG8H)	
METHIONINE (UNII: AE28F7PNPL)	
CALCIUM CHLORIDE (UNII: M4I0D6VV5M)	

Packaging

#	Item Code	Package Description	Marketing Start Date	Marketing End Date
1	NDC:0169-8301-11	4 mL in 1 VIAL, GLASS; Type 0: Not a Combination Product		
2	NDC:0169-8301-90	4 mL in 1 VIAL, GLASS; Type 0: Not a Combination Product		

Marketing Information

Marketing Category	Application Number or Monograph Citation	Marketing Start Date	Marketing End Date
BLA	BLA125671	02/01/2020	

Part 2 of 2

SODIUM CHLORIDE SOLUTION

sodium chloride solution liquid

Product Information

Item Code (Source)	NDC:0169-8008
Route of Administration	INTRAVENOUS

Inactive Ingredients

Ingredient Name	Strength
-----------------	----------

SODIUM CHLORIDE (UNII: 451W47IQ8X)

Packaging

#	Item Code	Package Description	Marketing Start Date	Marketing End Date
1	NDC:0169-8008-98	4 mL in 1 SYRINGE, GLASS; Type 0: Not a Combination Product		

Marketing Information

Marketing Category	Application Number or Monograph Citation	Marketing Start Date	Marketing End Date
BLA	BLA125671	02/01/2020	

Marketing Information

Marketing Category	Application Number or Monograph Citation	Marketing Start Date	Marketing End Date
BLA	BLA125671	02/19/2019	

Labeler - Novo Nordisk (622920320)

Establishment

Name	Address	ID/FEI	Business Operations
Novo Nordisk A/S - Hax		306711800	MANUFACTURE(0169-8500, 0169-8100, 0169-8150, 0169-8200, 0169-8300)

Establishment

Name	Address	ID/FEI	Business Operations
Novo Nordisk US Bio Production Inc.		079783898	API MANUFACTURE(0169-8500, 0169-8100, 0169-8150, 0169-8200, 0169-8300)

Revised: 8/2022

Novo Nordisk