

PARICALCITOL - paricalcitol capsule, liquid filled
Aurobindo Pharma Limited

HIGHLIGHTS OF PRESCRIBING INFORMATION

These highlights do not include all the information needed to use PARICALCITOL CAPSULES safely and effectively. See full prescribing information for PARICALCITOL CAPSULES.

PARICALCITOL capsules, for oral use

Initial U.S. Approval: 1998

INDICATIONS AND USAGE

Paricalcitol is a vitamin D analog indicated in adults and pediatric patients 10 years and older for the prevention and treatment of secondary hyperparathyroidism associated with:

- Chronic kidney disease (CKD) Stages 3 and 4 (1.1).
- CKD Stage 5 in patients on hemodialysis or peritoneal dialysis (1.2).

DOSAGE AND ADMINISTRATION

Initial Dosage: CKD Stages 3 and 4 (2.1, 2.3)	
Adult: Baseline iPTH ≤ 500 pg/mL	1 mcg orally daily or 2 mcg three times a week*
Adult: Baseline iPTH > 500 pg/mL	2 mcg orally daily or 4 mcg three times a week*
Pediatric: Ages 10 to 16 years	1 mcg orally three times a week*
Dose Titration: CKD Stages 3 and 4 (2.1, 2.3)	
Adult: iPTH same, increased or decreased by < 30% relative to baseline	Increase dose by 1 mcg daily or 2 mcg three times a week*
Adult: iPTH decreased by ≥ 30% and ≤ 60% relative to baseline	Maintain dose
Adult: iPTH decreased by > 60% or iPTH < 60 pg/mL relative to baseline	Decrease dose by 1 mcg daily or 2 mcg three times a week*
Pediatric: Ages 10 to 16 years	Increase each dose by 1 mcg three times a week every 4 weeks or decrease each dose by 1 mcg three times a week at any time based on iPTH, serum calcium and phosphorus levels.*

* Not more frequently than every other day when dosing three times a week.

Initial Dosage: CKD Stage 5 (2.2, 2.3)	
Adult	Dose (micrograms) = baseline iPTH (pg/mL) divided by 80. Administer dose orally three times a week.*
Pediatric: Ages 10 to 16 years	Dose (micrograms) = baseline iPTH (pg/mL) divided by 120. Administer dose orally three times a week.*
Dose Titration: CKD Stage 5 (2.2, 2.3)	
Adult	Dose in micrograms is based on most recent iPTH (pg/mL) divided by 80 with adjustments based on serum calcium and phosphorous levels. Dose three times a week.*
Pediatric: Ages 10 to 16 years	Increase each dose by 1 mcg three times a week every 4 weeks or decrease each dose by 2 mcg three times a week at any time based on iPTH, serum calcium and phosphorus levels.*

* Not more frequently than every other day.

- CKD Stage 5: To avoid hypercalcemia only treat patients after their baseline serum calcium has been reduced to 9.5 mg/dL or lower (2.2).

DOSAGE FORMS AND STRENGTHS

Capsules: 1 mcg, 2 mcg, and 4 mcg (3).

-----**CONTRAINDICATIONS**-----

- Evidence of hypercalcemia (4).
- Evidence of vitamin D toxicity (4).

-----**WARNINGS AND PRECAUTIONS**-----

- Hypercalcemia: Excessive administration of paricalcitol capsules can cause over suppression of PTH, hypercalcemia, hypercalciuria, hyperphosphatemia, and adynamic bone disease. Prescription-based doses of vitamin D and its derivatives should be withheld during paricalcitol treatment (5.1).
- Digitalis toxicity: Potentiated by hypercalcemia of any cause. Use caution when paricalcitol capsules are prescribed concomitantly with digitalis compounds (5.2).
- Laboratory tests: Monitor serum calcium, serum phosphorus, and serum or plasma iPTH during initial dosing or following any dose adjustment. Paricalcitol capsules may increase serum creatinine and therefore decrease the estimated GFR (eGFR) (5.3).
- Aluminum overload and toxicity: Avoid excessive use of aluminum containing compounds (5.4).

-----**ADVERSE REACTIONS**-----

The most common adverse reactions (> 5% and more frequent than placebo) include diarrhea, nasopharyngitis, dizziness, vomiting, hypertension, hypersensitivity, nausea, and edema (6).

To report SUSPECTED ADVERSE REACTIONS, contact Aurobindo Pharma USA, Inc. at 1-800-850-2876 or FDA at 1-800-FDA-1088 or www.fda.gov/medwatch

-----**DRUG INTERACTIONS**-----

- Strong CYP3A inhibitors (e.g., ketoconazole) will increase the exposure of paricalcitol. Use with caution (7).
- Cholestyramine, Mineral Oil: Intestinal absorption of paricalcitol may be reduced if administered simultaneously with cholestyramine or mineral oil. Take paricalcitol capsules at least 1 hour before or 4 to 6 hours after taking cholestyramine or mineral oil (7).

-----**USE IN SPECIFIC POPULATIONS**-----

Lactation: Breastfeeding not recommended (8.2).

See 17 for PATIENT COUNSELING INFORMATION.

Revised: 12/2023

FULL PRESCRIBING INFORMATION: CONTENTS*

1 INDICATIONS AND USAGE

- 1.1 Chronic Kidney Disease Stages 3 and 4
- 1.2 Chronic Kidney Disease Stage 5

2 DOSAGE AND ADMINISTRATION

- 2.1 Chronic Kidney Disease Stages 3 and 4 in Adults
- 2.2 Chronic Kidney Disease Stage 5 in Adults
- 2.3 Pediatric Patients (Ages 10 to 16 Years)
- 2.4 Monitoring
- 2.5 Administration

3 DOSAGE FORMS AND STRENGTHS

4 CONTRAINDICATIONS

5 WARNINGS AND PRECAUTIONS

- 5.1 Hypercalcemia
- 5.2 Digitalis Toxicity
- 5.3 Laboratory Tests

5.4 Aluminum Overload and Toxicity

6 ADVERSE REACTIONS

6.1 Clinical Trials Experience

6.2 Postmarketing Experience

7 DRUG INTERACTIONS

8 USE IN SPECIFIC POPULATIONS

8.1 Pregnancy

8.2 Lactation

8.4 Pediatric Use

8.5 Geriatric Use

10 OVERDOSAGE

11 DESCRIPTION

12 CLINICAL PHARMACOLOGY

12.1 Mechanism of Action

12.2 Pharmacodynamics

12.3 Pharmacokinetics

13 NONCLINICAL TOXICOLOGY

13.1 Carcinogenesis, Mutagenesis, Impairment of Fertility

14 CLINICAL STUDIES

14.1 Chronic Kidney Disease Stages 3 and 4

14.2 Chronic Kidney Disease Stage 5

16 HOW SUPPLIED/STORAGE AND HANDLING

17 PATIENT COUNSELING INFORMATION

* Sections or subsections omitted from the full prescribing information are not listed.

FULL PRESCRIBING INFORMATION

1 INDICATIONS AND USAGE

1.1 Chronic Kidney Disease Stages 3 and 4

Paricalcitol capsules are indicated in adults and pediatric patients 10 years of age and older for the prevention and treatment of secondary hyperparathyroidism associated with Chronic Kidney Disease (CKD) Stages 3 and 4.

1.2 Chronic Kidney Disease Stage 5

Paricalcitol capsules are indicated in adults and pediatric patients 10 years of age and older for the prevention and treatment of secondary hyperparathyroidism associated with CKD Stage 5 in patients on hemodialysis (HD) or peritoneal dialysis (PD).

2 DOSAGE AND ADMINISTRATION

2.1 Chronic Kidney Disease Stages 3 and 4 in Adults

Administer paricalcitol capsules orally once daily or three times a week [see *Clinical*

Studies (14.1)]. When dosing three times weekly, do not administer more frequently than every other day.

Initial Dose

Table 1. Recommended Paricalcitol Capsules Starting Dose Based upon Baseline iPTH Level

Baseline iPTH Level	Daily Dose	Three Times a Week Dose*
Less than or equal to 500 pg/mL	1 mcg	2 mcg
More than 500 pg/mL	2 mcg	4 mcg

* To be administered not more often than every other day

Dose Titration

Table 2. Recommended Paricalcitol Capsules Dose Titration Base upon iPTH Level

iPTH Level Relative to Baseline	Paricalcitol Capsule Dose	Dose Adjustment at 2 to 4 Week Intervals	
		Daily Dosage	Three Times a Week Dosage*
The same, increased or decreased by less than 30%	Increase dose by	1 mcg	2 mcg
Decreased by more than or equal to 30% and less than or equal to 60%	Maintain dose	-	-
Decreased by more than 60% or iPTH less than 60 pg/mL	Decrease dose by	1 mcg	2 mcg

* To be administered not more often than every other day

If a patient is taking the lowest dose, 1 mcg, on the daily regimen and a dose reduction is needed, the dose can be decreased to 1 mcg three times a week. If a further dose reduction is required, the drug should be withheld as needed and restarted at a lower dosing frequency.

2.2 Chronic Kidney Disease Stage 5 in Adults

Initial Dose

Administer the dose of paricalcitol capsules orally three times a week, no more frequently than every other day based upon the following formula:

$$\text{Dose (micrograms)} = \text{baseline iPTH (pg/mL)} \text{ divided by } 80$$

Treat patients only after their baseline serum calcium has been adjusted to 9.5 mg/dL or lower to minimize the risk of hypercalcemia [see *Clinical Pharmacology (12.2)* and *Clinical Studies (14.2)*].

Dose Titration

Individualize the dose of paricalcitol capsules based on iPTH, serum calcium and phosphorus levels. Titrate paricalcitol capsules dose based on the following formula:

$$\text{Dose (micrograms)} = \text{most recent iPTH level (pg/mL)} \text{ divided by } 80$$

If serum calcium is elevated, the dose should be decreased by 2 to 4 micrograms.

As iPTH approaches the target range, small, individualized dose adjustments may be necessary in order to achieve a stable iPTH. In situations where monitoring of iPTH, Ca or P occurs less frequently than once per week, a more modest initial and dose titration ratio (e.g., iPTH divided by 100) may be warranted.

2.3 Pediatric Patients (Ages 10 to 16 Years)

CKD Stages 3 and 4

Initial Dose

Administer paricalcitol 1 mcg capsule orally three times a week, no more frequently than every other day.

Dose Titration

Individualize and titrate paricalcitol capsules dose based on iPTH, serum calcium and phosphorus levels to maintain an iPTH level within target range.

Every 4 weeks, each administered paricalcitol capsules dose may be increased in 1 mcg increments, maintaining the three times per week regimen (e.g., increase from 1 mcg three times per week to 2 mcg three times per week). At any time, each administered dose may be decreased by 1 mcg. Paricalcitol capsules may be stopped if the patient requires reduction while receiving 1 mcg three times per week, resuming when appropriate.

CKD Stage 5

Initial Dose

Administer the dose of paricalcitol capsules orally three times a week, no more frequently than every other day based upon the following formula:

$$\text{Dose* (micrograms)} = \text{baseline iPTH (pg/mL)} \text{ divided by } 120$$

* Round down to the nearest whole number

Dose Titration

Subsequent dosing should be individualized and based on iPTH, serum calcium and phosphorus levels to maintain an iPTH level within target range.

Every 4 weeks, each administered paricalcitol capsules dose may be increased in 1 mcg increments, maintaining the three times per week regimen (e.g., increase from 1 mcg three times per week to 2 mcg three times per week). At any time, each administered dose may be decreased by 2 mcg. Paricalcitol capsules may be stopped if the patient requires reduction while receiving 2 mcg three times per week or 1 mcg three times per week, resuming when appropriate.

2.4 Monitoring

Monitor serum calcium and phosphorus levels closely after initiation of paricalcitol capsules, during dose titration periods and during co-administration with strong CYP3A inhibitors [see *Warnings and Precautions (5.3)*, *Drug Interactions (7)*, and *Clinical Pharmacology (12.3)*].

If hypercalcemia is observed, the dose of paricalcitol capsules should be reduced or withheld until these parameters are normalized.

2.5 Administration

Paricalcitol capsules may be taken without regard to food.

3 DOSAGE FORMS AND STRENGTHS

Paricalcitol capsules, USP are available as 1 mcg, 2 mcg, and 4 mcg soft gelatin capsules.

- 1 mcg: gray colored opaque, oval shaped soft gelatin capsule imprinted as “1” with black edible ink containing clear colorless to pale yellow colored oily liquid.
- 2 mcg: orange brown colored opaque, oval shaped soft gelatin capsule imprinted as “P2” with black edible ink containing clear colorless to pale yellow colored oily liquid.
- 4 mcg: gold colored opaque, oval shaped soft gelatin capsule imprinted as “P4” with black edible ink containing clear colorless to pale yellow colored oily liquid.

4 CONTRAINDICATIONS

Paricalcitol capsules should not be given to patients with evidence of

- hypercalcemia or
- vitamin D toxicity [see *Warnings and Precautions (5.1)*].

5 WARNINGS AND PRECAUTIONS

Excessive administration of vitamin D compounds, including paricalcitol capsules, can cause over suppression of PTH, hypercalcemia, hypercalciuria, hyperphosphatemia, and adynamic bone disease.

5.1 Hypercalcemia

Progressive hypercalcemia due to overdosage of vitamin D and its metabolites may be so severe as to require emergency attention [see *Overdosage (10)*]. Acute hypercalcemia may exacerbate tendencies for cardiac arrhythmias and seizures and may potentiate the action of digitalis. Chronic hypercalcemia can lead to generalized vascular calcification and other soft-tissue calcification. Concomitant administration of high doses of calcium-containing preparations or thiazide diuretics with paricalcitol may increase the risk of hypercalcemia. High intake of calcium and phosphate concomitant with vitamin D compounds may lead to serum abnormalities requiring more frequent patient monitoring and individualized dose titration. Patients also should be informed about the symptoms of elevated calcium, which include feeling tired, difficulty thinking clearly, loss of appetite, nausea, vomiting, constipation, increased thirst, increased urination and weight loss.

Prescription-based doses of vitamin D and its derivatives should be withheld during paricalcitol treatment to avoid hypercalcemia.

5.2 Digitalis Toxicity

Digitalis toxicity is potentiated by hypercalcemia of any cause. Use caution when paricalcitol capsules are prescribed concomitantly with digitalis compounds.

5.3 Laboratory Tests

During the initial dosing or following any dose adjustment of medication, serum calcium, serum phosphorus, and serum or plasma iPTH should be monitored at least every two weeks for 3 months, then monthly for 3 months, and every 3 months thereafter.

In pre-dialysis patients, paricalcitol capsules may increase serum creatinine and therefore decrease the estimated GFR (eGFR). Similar effects have also been seen with calcitriol.

5.4 Aluminum Overload and Toxicity

Aluminum-containing preparations (e.g., antacids, phosphate binders) should not be administered chronically with paricalcitol, as increased blood levels of aluminum and aluminum bone toxicity may occur.

6 ADVERSE REACTIONS

Because clinical studies are conducted under widely varying conditions, adverse reaction rates observed in the clinical studies of a drug cannot be directly compared to rates in the clinical studies of another drug and may not reflect the rates observed in practice.

6.1 Clinical Trials Experience

CKD Stages 3 and 4

Adults

The safety of paricalcitol capsules has been evaluated in three 24-week (approximately six-month), double-blind, placebo-controlled, multicenter clinical studies involving 220 CKD Stages 3 and 4 patients. Six percent (6%) of paricalcitol capsules treated patients and 4% of placebo treated patients discontinued from clinical studies due to an adverse event. Adverse events occurring in the paricalcitol capsules group at a frequency of 2% or greater and more frequently than in the placebo group are presented in Table 3:

Table 3. Adverse Reactions by Body System Occurring in \geq 2% of Subjects in the Paricalcitol-Treated Group of Three, Double-Blind, Placebo-Controlled CKD Stages 3 and 4 Studies

Adverse Event ^a	Number (%) of Subjects			
	Paricalcitol Capsules (n = 107)		Placebo (n = 113)	
Overall	88	(82%)	86	(76%)
Ear and Labyrinth Disorders				
Vertigo	5	(5%)	0	(0%)
Gastrointestinal Disorders				
Abdominal Discomfort	4	(4%)	1	(1%)
Constipation	4	(4%)	4	(4%)
Diarrhea	7	(7%)	5	(4%)
Nausea	6	(6%)	4	(4%)
Vomiting	5	(5%)	5	(4%)
General Disorders and Administration Site Conditions				
Chest Pain	3	(3%)	1	(1%)
Edema	6	(6%)	5	(4%)
Pain	4	(4%)	4	(4%)
Immune System Disorders				
Hypersensitivity	6	(6%)	2	(2%)
Infections and Infestations				
Fungal Infection	3	(3%)	0	(0%)
Gastroenteritis	3	(3%)	3	(3%)
Infection	3	(3%)	3	(3%)
Sinusitis	3	(3%)	1	(1%)
Urinary Tract Infection	3	(3%)	1	(1%)
Viral Infection	8	(7%)	8	(7%)
Metabolism and Nutrition Disorders				
Dehydration	3	(3%)	1	(1%)
Musculoskeletal and Connective Tissue Disorders				
Arthritis	5	(5%)	0	(0%)
Back Pain	3	(3%)	1	(1%)
Muscle Spasms	3	(3%)	0	(0%)
Nervous System Disorders				
Dizziness	5	(5%)	5	(4%)
Headache	5	(5%)	5	(4%)
Syncope	3	(3%)	1	(1%)

Psychiatric Disorders				
Depression	3	(3%)	0	(0%)
Respiratory, Thoracic and Mediastinal Disorders				
Cough	3	(3%)	2	(2%)
Oropharyngeal Pain	4	(4%)	0	(0%)
Skin and Subcutaneous Tissue Disorders				
Pruritus	3	(3%)	3	(3%)
Rash	4	(4%)	1	(1%)
Skin Ulcer	3	(3%)	0	(0%)
Vascular Disorders				
Hypertension	7	(7%)	4	(4%)
Hypotension	5	(5%)	3	(3%)
a. Includes only events more common in the paricalcitol treatment group.				

Additional Adverse Reactions

The following additional adverse reactions occurred in <2% of the paricalcitol-treated patients in the above double-blind, placebo-controlled clinical trial.

Gastrointestinal Disorders: Dry mouth

Investigations: Hepatic enzyme abnormal

Nervous System Disorders: Dysgeusia

Skin and Subcutaneous Tissue Disorders: Urticaria

Pediatric patients 10 to 16 years of age

The safety of paricalcitol capsules has been evaluated in one multicenter clinical study involving CKD Stages 3 and 4 patients ages 10 to 16 years. A 12-week double-blind, placebo-controlled phase was followed by an open-label phase during which all patients received paricalcitol capsules.

During the 12-week blinded phase, a total of 18 patients received paricalcitol capsules and 18 patients received placebo. Adverse events occurring more frequently in the paricalcitol capsules group than in the placebo group are presented in Table 4.

Table 4. Adverse Reactions by Body System Occurring in the Double-Blind, Placebo-Controlled, CKD Stages 3 and 4 Study in Patients Ages 10 to 16 Years

Adverse Event ^a	Number (%) of Subjects			
	Paricalcitol Capsules (n = 18)		Placebo (n = 18)	
Overall	7	(39%)	16	(89%)
Gastrointestinal Disorders				

Nausea	1	(6%)	0	(0%)
Infections and Infestations				
Conjunctivitis	1	(6%)	0	(0%)
Rhinitis	3	(17%)	0	(0%)
Renal and Urinary Disorders				
Micturition Urgency	1	(6%)	0	(0%)
Respiratory, Thoracic and Mediastinal Disorders				
Asthma	1	(6%)	0	(0%)
a. Includes only events more common in the paricalcitol treatment group.				

Additional Adverse Reactions

-

The following adverse reactions have occurred in paricalcitol capsules-treated patients:

Gastrointestinal Disorders: Abdominal pain, constipation, vomiting

Metabolism and Nutrition Disorders: Hypercalcemia and hyperphosphatemia

Nervous System Disorders: Headache

CKD Stage 5

Adults

The safety of paricalcitol capsules has been evaluated in one 12-week, double-blind, placebo-controlled, multicenter clinical study involving 88 CKD Stage 5 patients. Sixty-one patients received paricalcitol capsules and 27 patients received placebo.

The proportion of patients who terminated prematurely from the study due to adverse events was 7% for paricalcitol capsules treated patients and 7% for placebo patients.

Adverse events occurring in the paricalcitol capsules group at a frequency of 2% or greater and more frequently than in the placebo group are as follows:

Table 5. Adverse Reactions by Body System Occurring in \geq 2% of Subjects in the Paricalcitol-Treated Group, Double-Blind, Placebo-Controlled CKD Stage 5 Study

Adverse Events ^a	Number (%) of Subjects			
	Paricalcitol Capsules (n=61)		Placebo (n = 27)	
Overall	43	(70%)	19	(70%)

Gastrointestinal Disorders				
Constipation	3	(5%)	0	(0%)
Diarrhea	7	(11%)	3	(11%)
Vomiting	4	(7%)	0	(0%)
General Disorders and Administration Site Conditions				
Fatigue	2	(3%)	0	(0%)
Edema Peripheral	2	(3%)	0	(0%)
Infections and Infestations				
Nasopharyngitis	5	(8%)	2	(7%)
Peritonitis	3	(5%)	0	(0%)
Sinusitis	2	(3%)	0	(0%)
Urinary Tract Infection	2	(3%)	0	(0%)
Metabolism and Nutrition Disorders				
Fluid Overload	3	(5%)	0	(0%)
Hypoglycemia	2	(3%)	0	(0%)
Nervous System Disorders				
Dizziness	4	(7%)	0	(0%)
Headache	2	(3%)	0	(0%)
Psychiatric Disorders				
Anxiety	2	(3%)	0	(0%)
Insomnia	3	(5%)	0	(0%)
Renal and Urinary Disorders				
Renal Failure Chronic	2	(3%)	0	(0%)

a. Includes only events more common in the paricalcitol treatment group.

Additional Adverse Reactions

The following adverse reactions occurred in <2% of the paricalcitol-treated patients in the above double-blind, placebo-controlled clinical trial.

Gastrointestinal Disorders: Gastroesophageal reflux disease

Metabolism and Nutrition Disorders: Decreased appetite, hypercalcemia, hypocalcemia

Reproductive System and Breast Disorders: Breast tenderness

Skin and Subcutaneous Tissue Disorders: Acne

Pediatric patients 10 to 16 years of age

The safety of paricalcitol capsules has been evaluated in one 12-week, open-label, single-arm, multicenter clinical studies involving 13 CKD Stage 5 patients ages 10 to 16 years of age receiving peritoneal dialysis or hemodialysis.

The following adverse reactions were reported:

Gastrointestinal Disorders: Abdominal pain, diarrhea, nausea, vomiting

Metabolism and Nutrition Disorders: Hypercalcemia, hyperphosphatemia

Three of 13 patients (23%) had hypercalcemia defined as at least 2 consecutive serum calcium values >10.2 mg/dL (2.55 mmol/L).

6.2 Postmarketing Experience

The following adverse reactions have been identified during post-approval use of paricalcitol capsules. Because these reactions are reported voluntarily from a population of uncertain size, it is not always possible to reliably estimate their frequency or establish a causal relationship to drug exposure.

Immune System Disorders: Angioedema (including laryngeal edema)

Investigations: Blood creatinine increased

7 DRUG INTERACTIONS

Table 6 shows the clinically significant drug interactions with paricalcitol capsules.

Table 6: Clinically Significant Drug Interactions with Paricalcitol

CYP3A Inhibitors	
<i>Clinical Impact</i>	Paricalcitol is partially metabolized by CYP3A. Hence, exposure of paricalcitol will increase upon coadministration with strong CYP3A inhibitors such as but not limited to: boceprevir, clarithromycin, conivaptan, grapefruit juice, indinavir, itraconazole, ketoconazole, lopinavir/ritonavir, mibefradil, nefazodone, nelfinavir, posaconazole, ritonavir, saquinavir, telaprevir, telithromycin, voriconazole.
<i>Intervention</i>	Dose adjustment of paricalcitol capsules may be necessary. Monitor closely for iPTH and serum calcium concentrations, if a patient initiates or discontinues therapy with a strong CYP3A4 inhibitor.
Cholestyramine	
<i>Clinical Impact</i>	Drugs that impair intestinal absorption of fat-soluble vitamins, such as cholestyramine, may interfere with the absorption of paricalcitol.
<i>Intervention</i>	Recommend to take paricalcitol capsules at least 1 hour <u>before</u> or 4 to 6 hours <u>after</u> taking cholestyramine (or at as great an interval as possible) to avoid impeding absorption of paricalcitol.
Mineral Oil	
<i>Clinical Impact</i>	Mineral oil or other substances that may affect absorption of fat may influence the absorption of paricalcitol.
<i>Intervention</i>	Recommend to take paricalcitol capsules at least 1 hour <u>before</u> or 4 to 6 hours <u>after</u> taking mineral oil (or at as great an interval as possible) to avoid affecting absorption of paricalcitol.

8 USE IN SPECIFIC POPULATIONS

8.1 Pregnancy

Risk Summary

Limited data with paricalcitol capsules in pregnant women are insufficient to inform a drug-associated risk for major birth defects and miscarriage. There are risks to the mother and fetus associated with chronic kidney disease in pregnancy [see *Clinical Considerations*].

In animal reproduction studies, slightly increased embryofetal loss was observed in pregnant rats and rabbits administered paricalcitol intravenously during the period of organogenesis at doses 2 and 0.5 times, respectively, the maximum recommended human dose (MRHD). Adverse reproductive outcomes were observed at doses that caused maternal toxicity [see *Data*].

The estimated background risk of major birth defects and miscarriage for the indicated population is unknown. All pregnancies have a background risk of birth defect, loss, or other adverse outcomes. In the U.S. general population, the estimated background risk of major birth defects and miscarriage in clinically recognized pregnancies is 2 to 4% and 15 to 20%, respectively.

Clinical Considerations

Disease-associated maternal and/or embryo/fetal risk

Chronic kidney disease in pregnancy increases the maternal risk for hypertension, spontaneous abortion, preterm labor, and preeclampsia. Chronic kidney disease increases the fetal risk for intrauterine growth restriction (IUGR), prematurity, polyhydramnios, still birth, and low birth weight.

Data

Animal Data

Pregnant rats and rabbits were treated with paricalcitol by once-daily intravenous (IV) injection during the period of organogenesis (in rats, from gestation day (GD) 6 to 17; in rabbits, from GD 6 to 18). Rats were dosed at 0, 0.3, 1.0 or 3.0 mcg/kg/day and rabbits at 0, 0.03, 0.1 or 0.3 mcg/kg/day, representing up to 2 or 0.5 times, respectively, the maximum recommended human dose (MRHD) of 0.24 mcg/kg, based on body surface area (mg/m^2). Slightly decreased fetal viability was observed in both studies at the highest doses representing 2 and 0.5 times, respectively, the MRHD in the presence of maternal toxicity (decreased body weight and food consumption). Pregnant rats were administered paricalcitol by IV injection three times per week at doses of 0, 0.3, 3.0 or 20.0 mcg/kg/day throughout gestation, parturition and lactation (GD 6 to lactation day (LD) 20) representing exposures up to 13 times the MHRD. A small increase in stillbirths and pup deaths from parturition to LD 4 were observed at the high dose when compared to the control group (9.2% versus 3.3% in controls) at 13 times the MRHD,

which occurred at a maternally toxic dose known to cause hypercalcemia in rats. Surviving pups were not adversely affected; body weight gains, developmental landmarks, reflex ontogeny, learning indices, and locomotor activity were all within normal parameters. F1 reproductive capacity was unaffected.

8.2 Lactation

Risk Summary

There is no information available on the presence of paricalcitol in human milk, the effects of the drug on the breastfed infant or the effects of the drug on milk production. Studies in rats have shown that paricalcitol and/or its metabolites are present in the milk of lactating rats; however, due to species-specific differences in lactation physiology, animal data may not reliably predict drug levels in human milk [see *Data*]. Because of the potential for serious adverse reactions, including hypercalcemia in a breastfed infant, advise patients that breastfeeding is not recommended during treatment with paricalcitol.

Data

Following a single oral administration of 20 mcg/kg of radioactive [³H] paricalcitol to lactating rats, the concentrations of total radioactivity was determined. Lower levels of total radioactivity were present in the milk compared to that in the plasma of the dams indicating that low levels of [³H] paricalcitol and/or its metabolites are secreted into milk. Exposure of the pups to [³H] paricalcitol through milk was confirmed by the presence of radioactive material in the pups' stomachs.

8.4 Pediatric Use

The safety and effectiveness of paricalcitol capsules have been established in pediatric patients 10 to 16 years of age for the prevention and treatment of secondary hyperparathyroidism associated with Stage 3, 4, and 5 CKD.

Use of paricalcitol capsules in this age group is supported by evidence from adequate and well controlled studies in adults with CKD, a 12-week double-blind placebo-controlled randomized multicenter study in 36 pediatric patients 10 to 16 years of age with CKD Stages 3 and 4, and safety data from a 12-week open-label single-arm multicenter study in 13 pediatric patients 10 to 16 years of age with CKD Stage 5 receiving peritoneal dialysis or hemodialysis. The pharmacokinetics of paricalcitol in Stage 5 CKD pediatric patients appear to be similar to those observed in Stage 3 and 4 pediatric patients [see *Clinical Pharmacology (12.3)* and *Clinical Studies (14.1)*].

Adverse reactions reported in these pediatric studies are consistent with the known safety profile of paricalcitol capsules and with what has been reported in adult clinical studies [see *Adverse Reactions (6.1)*].

Safety and effectiveness of paricalcitol capsules in pediatric patients under the age of 10 years have not been established.

8.5 Geriatric Use

Of the total number (n = 220) of CKD Stages 3 and 4 patients in clinical studies of paricalcitol capsules, 49% were age 65 and over, while 17% were age 75 and over. Of the total number (n = 88) of CKD Stage 5 patients in the pivotal study of paricalcitol capsules, 28% were age 65 and over, while 6% were age 75 and over. No overall differences in safety and effectiveness were observed between these patients and younger patients, and other reported clinical experience has not identified differences in responses between the elderly and younger patients, but greater sensitivity of some older individuals cannot be ruled out.

10 OVERDOSAGE

Excessive administration of paricalcitol capsules can cause hypercalcemia, hypercalciuria, and hyperphosphatemia, and over suppression of PTH [see *Warnings and Precautions (5.1)*].

Treatment of Overdosage

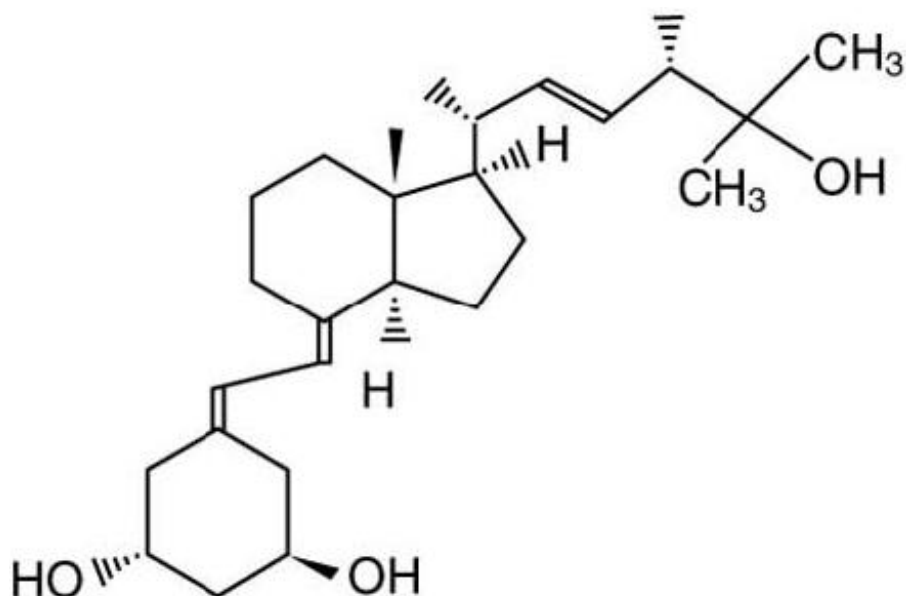
The treatment of acute overdosage of paricalcitol capsules should consist of general supportive measures. If drug ingestion is discovered within a relatively short time, induction of emesis or gastric lavage may be of benefit in preventing further absorption. If the drug has passed through the stomach, the administration of mineral oil may promote its fecal elimination. Serial serum electrolyte determinations (especially calcium), rate of urinary calcium excretion, and assessment of electrocardiographic abnormalities due to hypercalcemia should be obtained. Such monitoring is critical in patients receiving digitalis. Discontinuation of supplemental calcium and institution of a low-calcium diet are also indicated in accidental overdosage. Due to the relatively short duration of the pharmacological action of paricalcitol, further measures are probably unnecessary. If persistent and markedly elevated serum calcium levels occur, there are a variety of therapeutic alternatives that may be considered depending on the patient's underlying condition. These include the use of drugs such as phosphates and corticosteroids, as well as measures to induce an appropriate forced diuresis.

Paricalcitol is not significantly removed by dialysis.

11 DESCRIPTION

Paricalcitol, USP, the active ingredient in paricalcitol capsules, USP is a synthetically manufactured, metabolically active vitamin D analog of calcitriol with modifications to the side chain (D₂) and the A (19-nor) ring. Paricalcitol is available as soft gelatin capsules for oral administration containing 1 microgram, 2 micrograms or 4 micrograms of paricalcitol USP. Each capsule contains alcohol (ethanol 96% v/v), butylated hydroxytoluene, gelatin, glycerin, medium chain triglycerides, and titanium dioxide. In addition, 1 mcg capsules contain black iron oxide, 2 mcg capsules contain red iron oxide, and yellow iron oxide, and 4 mcg capsules contain yellow iron oxide. The medium chain triglycerides are fractionated from coconut oil or palm kernel oil. The capsules are imprinted with Opacode WB black which containing black iron oxide, hypromellose, and propylene glycol.

Paricalcitol USP is a white to almost white powder with the molecular formula of $C_{27}H_{44}O_3$, which corresponds to a molecular weight of 416.64. Paricalcitol is chemically designated as 19-nor-1 α ,3 β ,25-trihydroxy-9,10-secoergosta-5(Z),7(E),22(E)-triene and has the following structural formula:



12 CLINICAL PHARMACOLOGY

Secondary hyperparathyroidism is characterized by an elevation in parathyroid hormone (PTH) associated with inadequate levels of active vitamin D hormone. The source of vitamin D in the body is from synthesis in the skin as vitamin D₃ and from dietary intake as either vitamin D₂ or D₃. Both vitamin D₂ and D₃ require two sequential hydroxylations in the liver and the kidney to bind to and to activate the vitamin D receptor (VDR). The endogenous VDR activator, calcitriol [1,25(OH)₂D₃], is a hormone that binds to VDRs that are present in the parathyroid gland, intestine, kidney, and bone to maintain parathyroid function and calcium and phosphorus homeostasis, and to VDRs found in many other tissues, including prostate, endothelium and immune cells. VDR activation is essential for the proper formation and maintenance of normal bone. In the diseased kidney, the activation of vitamin D is diminished, resulting in a rise of PTH, subsequently leading to secondary hyperparathyroidism and disturbances in the calcium and phosphorus homeostasis. Decreased levels of 1,25(OH)₂D₃ have been observed in early stages of chronic kidney disease. The decreased levels of 1,25(OH)₂D₃ and resultant elevated PTH levels, both of which often precede abnormalities in serum calcium and phosphorus, affect bone turnover rate and may result in renal osteodystrophy.

12.1 Mechanism of Action

Paricalcitol is a synthetic, biologically active vitamin D₂ analog of calcitriol. Preclinical and *in vitro* studies have demonstrated that paricalcitol's biological actions are mediated through binding of the VDR, which results in the selective activation of vitamin D responsive pathways. Vitamin D and paricalcitol have been shown to reduce parathyroid hormone levels by inhibiting PTH synthesis and secretion.

12.2 Pharmacodynamics

Paricalcitol decreases serum intact parathyroid hormone (iPTH) and increases serum calcium and serum phosphorous in both HD and PD patients. This observed relationship was quantified using a mathematical model for HD and PD patient populations separately. Computer-based simulations of 100 trials in HD or PD patients (N = 100) using these relationships predict slightly lower efficacy (at least two consecutive $\geq 30\%$ reductions from baseline iPTH) with lower hypercalcemia rates (at least two consecutive serum calcium ≥ 10.5 mg/dL) for lower iPTH-based dosing regimens. Further lowering of hypercalcemia rates was predicted if the treatment with paricalcitol is initiated in patients with lower serum calcium levels at screening.

Based on these simulations, a dosing regimen of iPTH/80 with a screening serum calcium ≤ 9.5 mg/dL, approximately 76.5% (95% CI: 75.6% to 77.3%) of HD patients are predicted to achieve at least two consecutive weekly $\geq 30\%$ reductions from baseline iPTH over a duration of 12 weeks. The predicted incidence of hypercalcemia is 0.8% (95% CI: 0.7% to 1%). In PD patients, with this dosing regimen, approximately 83.3% (95% CI: 82.6% to 84%) of patients are predicted to achieve at least two consecutive weekly $\geq 30\%$ reductions from baseline iPTH. The predicted incidence of hypercalcemia is 12.4% (95% CI: 11.7% to 13%) [see *Clinical Studies (14.2) and Dosage and Administration (2.2)*].

12.3 Pharmacokinetics

Absorption

The mean absolute bioavailability of paricalcitol capsules under low-fat fed condition ranged from 72% to 86% in healthy adult volunteers, CKD Stage 5 patients on HD, and CKD Stage 5 patients on PD. A food effect study in healthy adult volunteers indicated that the C_{max} and $AUC_{0-\infty}$ were unchanged when paricalcitol was administered with a high fat meal compared to fasting. Food delayed T_{max} by about 2 hours. The $AUC_{0-\infty}$ of paricalcitol increased proportionally over the dose range of 0.06 to 0.48 mcg/kg in healthy adult volunteers.

Distribution

Paricalcitol is extensively bound to plasma proteins ($\geq 99.8\%$). The mean apparent volume of distribution following a 0.24 mcg/kg dose of paricalcitol in healthy adult volunteers was 34 L. The mean apparent volume of distribution following a 4 mcg dose of paricalcitol in CKD Stage 3 and a 3 mcg dose in CKD Stage 4 patients is between 44 and 46 L.

Metabolism

After oral administration of a 0.48 mcg/kg dose of 3H -paricalcitol, parent drug was extensively metabolized, with only about 2% of the dose eliminated unchanged in the feces, and no parent drug was found in the urine. Several metabolites were detected in both the urine and feces. Most of the systemic exposure was from the parent drug. Two minor metabolites, relative to paricalcitol, were detected in human plasma. One metabolite was identified as 24(R)-hydroxy paricalcitol, while the other metabolite was

unidentified. The 24(R)-hydroxy paricalcitol is less active than paricalcitol in an *in vivo* rat model of PTH suppression.

In vitro data suggest that paricalcitol is metabolized by multiple hepatic and non-hepatic enzymes, including mitochondrial CYP24, as well as CYP3A4 and UGT1A4. The identified metabolites include the product of 24(R)-hydroxylation, 24,26- and 24,28-dihydroxylation and direct glucuronidation.

Elimination

Paricalcitol is eliminated primarily via hepatobiliary excretion; approximately 70% of the radiolabeled dose is recovered in the feces and 18% is recovered in the urine. While the mean elimination half-life of paricalcitol is 4 to 6 hours in healthy adult volunteers, the mean elimination half-life of paricalcitol in CKD Stages 3, 4, and 5 (on HD and PD) patients ranged from 14 to 20 hours.

Table 7. Paricalcitol Capsule Pharmacokinetic Parameters (mean ± SD) in CKD Stages 3, 4, and 5 Adult Patients

Pharmacokinetic Parameters (units)	CKD Stage 3 n = 15*	CKD Stage 4 n = 14*	CKD Stage 5 HD** n = 14	CKD Stage 5 PD** n = 8
C _{max} (ng/mL)	0.11 ± 0.04	0.06 ± 0.01	0.575 ± 0.17	0.413 ± 0.06
AUC _{0-∞} (ng.h/mL)	2.42 ± 0.61	2.13 ± 0.73	11.67 ± 3.23	13.41 ± 5.48
CL/F (L/h)	1.77 ± 0.5	1.52 ± 0.36	1.82 ± 0.75	1.76 ± 0.77
V/F (L)	43.7 ± 14.4	46.4 ± 12.4	38 ± 16.4	48.7 ± 15.6
t _{1/2}	16.8 ± 2.65	19.7 ± 7.2	13.9 ± 5.1	17.7 ± 9.6

HD: hemodialysis; PD: peritoneal dialysis.

* Four mcg paricalcitol capsules were given to CKD Stage 3 patients; three mcg paricalcitol capsules were given to CKD Stage 4 patients.

** CKD Stage 5 HD and PD patients received a 0.24 mcg/kg dose of paricalcitol as capsules.

Specific Populations

Geriatric

The pharmacokinetics of paricalcitol has not been investigated in geriatric patients greater than 65 years [see *Use in Specific Populations (8.5)*].

Pediatric

Paricalcitol C_{max}, AUC, and t_{1/2} values were similar between Stage 3 and Stage 4 CKD pediatric patients 10 to 16 years of age. Population pharmacokinetic analysis shows that the pharmacokinetics of paricalcitol in Stage 5 CKD pediatric patients appear to be similar to those observed in Stage 3 and Stage 4 pediatric patients.

Table 8. Paricalcitol Capsules Pharmacokinetic Parameters (mean ± SD) in CKD Stages 3 and 4 Patients 10 to 16 Years of Age

Pharmacokinetic Parameter (units)	CKD Stage 3 n = 6	CKD Stage 4 N = 5
C _{max} (ng/mL)	0.12 ± 0.06	0.13 ± 0.05
AUC _∞ (ng•h/mL)	2.63 ± 0.76	3.2 ± 0.99
CL/F (L/h)	1.23 ± 0.38	1.02 ± 0.35
V/F (L)	27.78 ± 18.60	24.36 ± 5.92
t _{1/2} (h)	15.0 ± 6.1	17.5 ± 5.9

* Three 1 mcg paricalcitol capsules were given to CKD Stage 3 or 4 patients.

Gender

The pharmacokinetics of paricalcitol following single doses over the 0.06 to 0.48 mcg/kg dose range was gender independent.

Hepatic Impairment

The disposition of paricalcitol (0.24 mcg/kg) was compared in patients with mild (n = 5) and moderate (n = 5) hepatic impairment (as indicated by the Child-Pugh method) and subjects with normal hepatic function (n = 10). The pharmacokinetics of unbound paricalcitol was similar across the range of hepatic function evaluated in this study. No dose adjustment is required in patients with mild and moderate hepatic impairment. The influence of severe hepatic impairment on the pharmacokinetics of paricalcitol has not been evaluated.

Renal Impairment

Following administration of paricalcitol capsules, the pharmacokinetic profile of paricalcitol for CKD Stage 5 on HD or PD was comparable to that in CKD 3 or 4 patients. Therefore, no special dose adjustments are required other than those recommended in the Dosage and Administration section [see *Dosage and Administration (2)*].

Drug Interactions

An *in vitro* study indicates that paricalcitol is neither an inhibitor of CYP1A2, CYP2A6, CYP2B6, CYP2C8, CYP2C9, CYP2C19, CYP2D6, CYP2E1 or CYP3A nor an inducer of CYP2B6, CYP2C9 or CYP3A. Hence, paricalcitol is neither expected to inhibit nor induce the clearance of drugs metabolized by these enzymes.

Omeprazole

The effect of omeprazole (40 mg capsule), a strong inhibitor of CYP2C19, on paricalcitol (four 4 mcg capsules) pharmacokinetics was investigated in a single dose, crossover study in healthy subjects. The pharmacokinetics of paricalcitol was not affected when omeprazole was administered approximately 2 hours prior to the paricalcitol dose.

Ketoconazole

The effect of multiple doses of ketoconazole, a strong inhibitor of CYP3A, administered as 200 mg BID for 5 days on the pharmacokinetics of paricalcitol (4 mcg capsule) has been studied in healthy subjects. The C_{max} of paricalcitol was minimally affected, but $AUC_{0-\infty}$ approximately doubled in the presence of ketoconazole. The mean half-life of paricalcitol was 17 hours in the presence of ketoconazole as compared to 9.8 hours, when paricalcitol was administered alone [see *Drug Interactions (7)*].

13 NONCLINICAL TOXICOLOGY

13.1 Carcinogenesis, Mutagenesis, Impairment of Fertility

In a 104-week carcinogenicity study in CD-1 mice, an increased incidence of uterine leiomyoma and leiomyosarcoma was observed at subcutaneous doses of 1, 3, 10 mcg/kg given three times weekly (2 to 15 times the AUC at a human dose of 14 mcg, equivalent to 0.24 mcg/kg based on AUC). The incidence rate of uterine leiomyoma was significantly different than the control group at the highest dose of 10 mcg/kg. In a 104-week carcinogenicity study in rats, there was an increased incidence of benign adrenal pheochromocytoma at subcutaneous doses of 0.15, 0.5, 1.5 mcg/kg (< 1 to 7 times the exposure following a human dose of 14 mcg, equivalent to 0.24 mcg/kg based on AUC). The increased incidence of pheochromocytomas in rats may be related to the alteration of calcium homeostasis by paricalcitol. Paricalcitol did not exhibit genetic toxicity *in vitro* with or without metabolic activation in the microbial mutagenesis assay (Ames Assay), mouse lymphoma mutagenesis assay (L5178Y), or a human lymphocyte cell chromosomal aberration assay. There was also no evidence of genetic toxicity in an *in vivo* mouse micronucleus assay. Paricalcitol had no effect on fertility (male or female) in rats at intravenous doses up to 20 mcg/kg/dose (equivalent to 13 times a human dose of 14 mcg based on surface area, mcg/m²).

14 CLINICAL STUDIES

14.1 Chronic Kidney Disease Stages 3 and 4

Adults

The safety and efficacy of paricalcitol capsules were evaluated in three, 24-week, double blind, placebo-controlled, randomized, multicenter, Phase 3 clinical studies in CKD Stages 3 and 4 patients. Two studies used an identical three times a week dosing design, and one study used a daily dosing design. A total of 107 patients received paricalcitol capsules and 113 patients received placebo. The mean age of the patients was 63 years, 68% were male, 71% were Caucasian, and 26% were African-American. The average baseline iPTH was 274 pg/mL (range: 145 to 856 pg/mL). The average duration of CKD prior to study entry was 5.7 years. At study entry 22% were receiving calcium based phosphate binders and/or calcium supplements. Baseline 25-hydroxyvitamin D levels were not measured.

The initial dose of paricalcitol capsules was based on baseline iPTH. If iPTH was ≤ 500

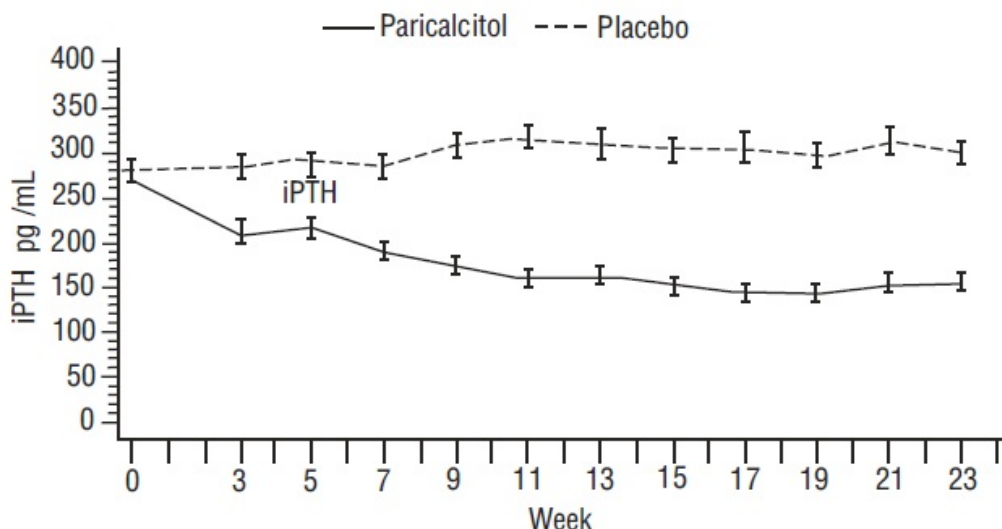
pg/mL, paricalcitol capsules were administered 1 mcg daily or 2 mcg three times a week, not more than every other day. If iPTH was > 500 pg/mL, paricalcitol capsules were administered 2 mcg daily or 4 mcg three times a week, not more than every other day. The dose was increased by 1 mcg daily or 2 mcg three times a week every 2 to 4 weeks until iPTH levels were reduced by at least 30% from baseline. The overall average weekly dose of paricalcitol capsules was 9.6 mcg/week in the daily regimen and 9.5 mcg/week in the three times a week regimen.

In the clinical studies, doses were titrated for any of the following reasons: if iPTH fell to < 60 pg/mL, or decreased > 60% from baseline, the dose was reduced or temporarily withheld; if iPTH decreased < 30% from baseline and serum calcium was \leq 10.3 mg/dL and serum phosphorus was \leq 5.5 mg/dL, the dose was increased; and if iPTH decreased between 30 to 60% from baseline and serum calcium and phosphorus were \leq 10.3 mg/dL and \leq 5.5 mg/dL, respectively, the dose was maintained. Additionally, if serum calcium was between 10.4 to 11 mg/dL, the dose was reduced irrespective of iPTH, and the dose was withheld if serum calcium was > 11 mg/dL. If serum phosphorus was > 5.5 mg/dL, dietary counseling was provided, and phosphate binders could have been initiated or increased. If the elevation persisted, the paricalcitol capsules dose was decreased. Seventy-seven percent (77%) of the paricalcitol capsules treated patients and 82% of the placebo treated patients completed the 24-week treatment. The primary efficacy endpoint of at least two consecutive \geq 30% reductions from baseline iPTH was achieved by 91% of paricalcitol capsules treated patients and 13% of the placebo treated patients ($p < 0.001$). The proportion of paricalcitol capsules treated patients achieving two consecutive \geq 30% reductions was similar between the daily and the three times a week regimens (daily: 30/33, 91%; three times a week: 62/68, 91%).

The incidence of hypercalcemia (defined as two consecutive serum calcium values > 10.5 mg/dL), and hyperphosphatemia in paricalcitol capsules treated patients was similar to placebo. There were no treatment related adverse events associated with hypercalcemia or hyperphosphatemia in the paricalcitol capsules group. No increases in urinary calcium or phosphorous were detected in paricalcitol capsules treated patients compared to placebo.

The pattern of change in the mean values for serum iPTH during the studies is shown in Figure 1.

Figure 1. Mean Values for Serum iPTH Over Time in the Three Double-Blind, Placebo-Controlled, Phase 3, CKD Stages 3 and 4 Studies Combined



The mean changes from baseline to final treatment visit in serum iPTH, calcium, phosphorus, and bone-specific alkaline phosphatase are shown in Table 9.

Table 9. Mean Changes from Baseline to Final Treatment Visit in Serum iPTH, Bone Specific Alkaline Phosphatase, Calcium, Phosphorus, and Calcium x Phosphorus Product in Three Combined Double-Blind, Placebo-Controlled, Phase 3, CKD Stages 3 and 4 Studies

	Paricalcitol Capsules	Placebo
iPTH (pg/mL)	n = 104	n = 110
Mean Baseline Value	266	279
Mean Final Treatment Value	162	315
Mean Change from Baseline (SE)	-104 (9.2)	+35 (9)
Bone Specific Alkaline Phosphatase (mcg/L)	n = 101	n = 107
Mean Baseline	17.1	18.8
Mean Final Treatment Value	9.2	17.4
Mean Change from Baseline (SE)	-7.9 (0.76)	-1.4 (0.74)
Calcium (mg/dL)	n = 104	n = 110
Mean Baseline	9.3	9.4
Mean Final Treatment Value	9.5	9.3
Mean Change from Baseline (SE)	+0.2 (0.04)	-0.1 (0.04)
Phosphorus (mg/dL)	n = 104	n = 110
Mean Baseline	4	4
Mean Final Treatment Value	4.3	4.3
Mean Change from Baseline (SE)	+0.3 (0.08)	+0.3 (0.08)

Pediatric patients 10 to 16 years of age

The safety and efficacy of paricalcitol capsules were evaluated in a 12-week, double-blind, placebo-controlled, randomized, multicenter study in pediatric patients ages 10 to

16 years with CKD Stages 3 and 4. A total of 18 patients received paricalcitol capsules and 18 patients received placebo during the blinded phase of the study. The mean age of the patients was 13.6 years, 69% were male, 86% were Caucasian, and 8% were Asian.

The initial dose of paricalcitol capsules was 1 mcg three times a week. Serum iPTH, calcium, and phosphorus levels were monitored every 2 to 4 weeks with a goal to maintain levels within target ranges: iPTH 35 to 70 pg/mL for CKD stage 3, iPTH 70 to 100 pg/mL for CKD stage 4, calcium < 10.2 mg/dL, phosphorous < 5.8 mg/dL. Starting at Treatment Week 4 and every 4 weeks thereafter, doses may have been increased in 1 mcg increments three times a week (e.g., increase from 1 mcg three times per week to 2 mcg three times per week) based upon safety observations and blood chemistry evaluations. Each administered dose could be decreased in 1 mcg increments three times a week, or held if the patient was receiving a 1 mcg dose, as appropriate at any time. The average cumulative weekly dose of paricalcitol capsules was 4 mcg/week during the 12 week blinded treatment period.

The primary efficacy endpoint, the proportion of Stage 3 and 4 patients achieving two consecutive $\geq 30\%$ reductions from baseline in iPTH levels, was statistically significant during the 12-week blinded phase. Results are shown in Table 10.

Table 10. Changes in iPTH from Baseline in the CKD Stages 3 and 4 Pediatric Study

Phase/Treatment	Two Consecutive $\geq 30\%$ Reductions From Baseline in iPTH Levels ^a
Blinded Phase	
Placebo	0/18 (0%)
Paricalcitol Capsules	5/18 (28%)*

* $p < 0.05$ compared to placebo

a. The analysis treats 3 patients on paricalcitol and 1 patient on placebo with unknown response status as non-responders.

14.2 Chronic Kidney Disease Stage 5

Adults

The safety and efficacy of paricalcitol capsules were evaluated in a Phase 3, 12-week, double blind, placebo-controlled, randomized, multicenter study in patients with CKD Stage 5 on HD or PD. The study used a three times a week dosing design. A total of 61 patients received paricalcitol capsules and 27 patients received placebo. The mean age of the patients was 57 years, 67% were male, 50% were Caucasian, 45% were African-American, and 53% were diabetic. The average baseline serum iPTH was 701 pg/mL (range: 216 to 1933 pg/mL). The average time since first dialysis across all subjects was 3.3 years.

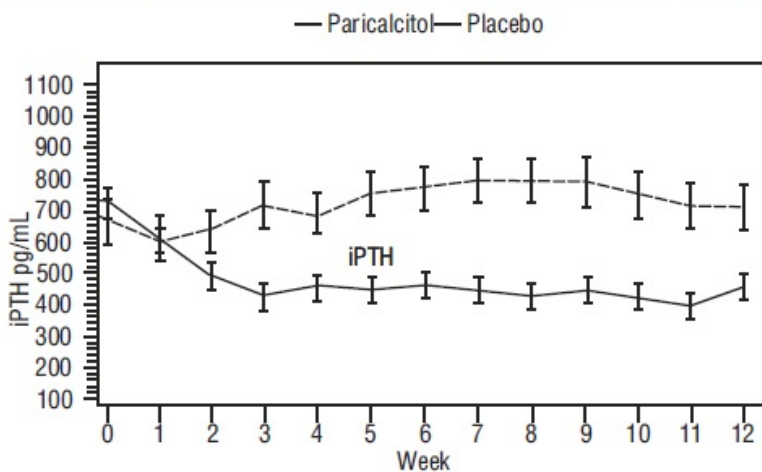
The initial dose of paricalcitol capsules was based on baseline iPTH/60. Subsequent dose adjustments were based on iPTH/60 as well as primary chemistry results that were measured once a week. Starting at Treatment Week 2, study drug was maintained,

increased or decreased weekly based on the results of the previous week's calculation of iPTH/60. Paricalcitol capsules were administered three times a week, not more than every other day.

The proportion of patients achieving at least two consecutive weekly $\geq 30\%$ reductions from baseline serum iPTH was 88% of paricalcitol capsules treated patients and 13% of the placebo treated patients. The proportion of patients achieving at least two consecutive weekly $\geq 30\%$ reductions from baseline iPTH was similar for HD and PD patients.

The incidence of hypercalcemia (defined as two consecutive serum calcium values > 10.5 mg/dL) in patients treated with paricalcitol capsules was 6.6% as compared to 0% for patients given placebo. In PD patients the incidence of hypercalcemia in patients treated with paricalcitol capsules was 21% as compared to 0% for patients given placebo. The patterns of change in the mean values for serum iPTH are shown in Figure 2. The rate of hypercalcemia with paricalcitol capsules may be reduced with a lower dosing regimen based on the iPTH/80 formula as shown by computer simulations. The hypercalcemia rate can be further predicted to decrease, if the treatment is initiated in only those with baseline serum calcium ≤ 9.5 mg/dL [see *Clinical Pharmacology (12.2)* and *Dosage and Administration (2.2)*].

Figure 2. Mean Values for Serum iPTH Over Time in a Phase 3, Double-Blind, Placebo-Controlled CKD Stage 5 Study



16 HOW SUPPLIED/STORAGE AND HANDLING

Paricalcitol capsules are available as 1 mcg, 2 mcg, and 4 mcg capsules.

Paricalcitol Capsules USP, 1 mcg are gray colored opaque, oval shaped soft gelatin capsule imprinted as "1" with black edible ink containing clear colorless to pale yellow colored oily liquid.

Bottles of 30 NDC 65862-936-30

Paricalcitol Capsules USP, 2 mcg are orange brown colored opaque, oval shaped soft gelatin capsule imprinted as "P2" with black edible ink containing clear colorless to pale yellow colored oily liquid.

Bottles of 30 NDC 65862-937-30

Paricalcitol Capsules USP, 4 mcg are gold colored opaque, oval shaped soft gelatin capsule imprinted as “P4” with black edible ink containing clear colorless to pale yellow colored oily liquid.

Bottles of 30 NDC 65862-938-30

Storage

Store paricalcitol capsules, USP at 20° to 25°C (68° to 77°F) [see USP Controlled Room Temperature].

17 PATIENT COUNSELING INFORMATION

Advise patients of the following:

- The most common adverse reactions with use of paricalcitol capsules include diarrhea, hypertension, nausea, nasopharyngitis, dizziness, and vomiting.
- Patients should adhere to instructions regarding diet and phosphorus restriction.
- Patients should contact a health care provider if they develop symptoms of elevated calcium, (e.g., feeling tired, difficulty thinking clearly, loss of appetite, nausea, vomiting, constipation, increased thirst, increased urination and weight loss).
- Patients should return to the physician's office for routine monitoring. More frequent monitoring is necessary during the initiation of therapy, following dose changes or when potentially interacting medications are started or discontinued.
- Patients should inform their physician of all medications, including prescription and nonprescription drugs, supplements, and herbal preparations they are taking and any change to their medical condition. Patients should also inform their physician that they are taking paricalcitol capsules if a new medication is prescribed.
- Breastfeeding is not recommended during treatment with paricalcitol capsules [see *Use in Specific Populations (8.2)*].

Distributed by:

Aurobindo Pharma USA, Inc.
279 Princeton-Hightstown Road
East Windsor, NJ 08520

Manufactured by:

Aurobindo Pharma Limited
Hyderabad-500 032, India

Revised: 12/2023

PACKAGE LABEL-PRINCIPAL DISPLAY PANEL - 1 mcg (30 Capsules Bottle)

NDC 65862-936-30

Rx only

Paricalcitol

Capsules, USP
1 mcg
AUROBINDO

30 Capsules

NDC 65862-936-30

Each capsule contains:
1 mcg Paricalcitol USP

Distributed by:
Aurobindo Pharma USA, Inc.
279 Princeton-Hightstown Road
East Windsor, NJ 08520

Made in India

Code: TS/DRUGS/22/2009

Rx only

Paricalcitol
Capsules, USP

1 mcg

AUROBINDO

30 Capsules

See package insert for full prescribing information.


Dispense in a USP tight container.
Do not accept if seal over bottle opening is broken or missing.

Store at 20° to 25°C (68° to 77°F)
[see USP Controlled Room Temperature].

P1424994

*Over Printing Zone

Coding Area
(45 x 15 mm)
Dotted lines not to be printed



PACKAGE LABEL-PRINCIPAL DISPLAY PANEL - 2 mcg (30 Capsules Bottle)

NDC 65862-937-30

Rx only
Paricalcitol
Capsules, USP
2 mcg
AUROBINDO

30 Capsules

NDC 65862-937-30

Rx only
Paricalcitol
Capsules, USP
2 mcg

30 Capsules

AUROBINDO

Each capsule contains:
 2 mcg Paricalcitol USP

See package insert for full prescribing information.

Dispense in a USP tight container. Do not accept if seal over bottle opening is broken or missing.

Store at 20° to 25°C (68° to 77°F) [see USP Controlled Room Temperature].

Distributed by:
Aurobindo Pharma USA, Inc.
 279 Princeton-Hightstown Road
 East Windsor, NJ 08520

Made in India

Code: TS/DRUGS/22/2009

N 3 6 5 8 6 2 9 3 7 3 0 8

P 1 4 2 4 9 9 5

*Over Printing Zone

Coding Area
 (45 x 15 mm)
 Dotted lines not to be printed

PACKAGE LABEL-PRINCIPAL DISPLAY PANEL - 4 mcg (30 Capsules Bottle)

NDC 65862-938-30

Rx only
Paricalcitol
Capsules, USP
4 mcg
AUROBINDO

30 Capsules

NDC 65862-938-30

Rx only
Paricalcitol
Capsules, USP
4 mcg

30 Capsules

AUROBINDO

Each capsule contains:
 4 mcg Paricalcitol USP

See package insert for full prescribing information.

Dispense in a USP tight container. Do not accept if seal over bottle opening is broken or missing.

Store at 20° to 25°C (68° to 77°F) [see USP Controlled Room Temperature].

Distributed by:
Aurobindo Pharma USA, Inc.
 279 Princeton-Hightstown Road
 East Windsor, NJ 08520

Made in India

Code: TS/DRUGS/22/2009

N 3 6 5 8 6 2 9 3 8 3 0 5

P 1 4 2 4 9 9 6

*Over Printing Zone

Coding Area
 (45 x 15 mm)
 Dotted lines not to be printed

paricalcitol capsule, liquid filled

Product Information

Product Type	HUMAN PRESCRIPTION DRUG	Item Code (Source)	NDC:65862-936
Route of Administration	ORAL		

Active Ingredient/Active Moiety

Ingredient Name	Basis of Strength	Strength
PARICALCITOL (UNII: 6702D36OG5) (PARICALCITOL - UNII:6702D36OG5)	PARICALCITOL	1 ug

Inactive Ingredients

Ingredient Name	Strength
ALCOHOL (UNII: 3K9958V90M)	
BUTYLATED HYDROXYTOLUENE (UNII: 1P9D0Z171K)	
GELATIN, UNSPECIFIED (UNII: 2G86QN327L)	
GLYCERIN (UNII: PDC6A3C0OX)	
MEDIUM-CHAIN TRIGLYCERIDES (UNII: C9H2L21V7U)	
TITANIUM DIOXIDE (UNII: 15FIX9V2JP)	
FERROSO FERRIC OXIDE (UNII: XM0M87F357)	
HYPROMELLOSE, UNSPECIFIED (UNII: 3NXW29V3WO)	
PROPYLENE GLYCOL (UNII: 6DC9Q167V3)	

Product Characteristics

Color	GRAY	Score	no score
Shape	OVAL	Size	8mm
Flavor		Imprint Code	1
Contains			

Packaging

#	Item Code	Package Description	Marketing Start Date	Marketing End Date
1	NDC:65862-936-30	30 in 1 BOTTLE; Type 0: Not a Combination Product	01/14/2016	

Marketing Information

Marketing Category	Application Number or Monograph Citation	Marketing Start Date	Marketing End Date
ANDA	ANDA207672	01/14/2016	

PARICALCITOL

paricalcitol capsule, liquid filled

Product Information

Product Type	HUMAN PRESCRIPTION DRUG	Item Code (Source)	NDC:65862-937
Route of Administration	ORAL		

Active Ingredient/Active Moiety

Ingredient Name	Basis of Strength	Strength
PARICALCITOL (UNII: 6702D36OG5) (PARICALCITOL - UNII:6702D36OG5)	PARICALCITOL	2 ug

Inactive Ingredients

Ingredient Name	Strength
ALCOHOL (UNII: 3K9958V90M)	
BUTYLATED HYDROXYTOLUENE (UNII: 1P9D0Z171K)	
GELATIN, UNSPECIFIED (UNII: 2G86QN327L)	
GLYCERIN (UNII: PDC6A3C0OX)	
MEDIUM-CHAIN TRIGLYCERIDES (UNII: C9H2L21V7U)	
TITANIUM DIOXIDE (UNII: 15FIX9V2JP)	
FERRIC OXIDE RED (UNII: 1K09F3G675)	
FERRIC OXIDE YELLOW (UNII: EX438O2MRT)	
FERROSFERRIC OXIDE (UNII: XM0M87F357)	
HYPROMELLOSE, UNSPECIFIED (UNII: 3NXW29V3WO)	
PROPYLENE GLYCOL (UNII: 6DC9Q167V3)	

Product Characteristics

Color	ORANGE (Orange Brown)	Score	no score
Shape	OVAL	Size	10mm
Flavor		Imprint Code	P2
Contains			

Packaging

#	Item Code	Package Description	Marketing Start Date	Marketing End Date
1	NDC:65862-937-30	30 in 1 BOTTLE; Type 0: Not a Combination Product	01/14/2016	

Marketing Information

Marketing Category	Application Number or Monograph Citation	Marketing Start Date	Marketing End Date
ANDA	ANDA207672	01/14/2016	

PARICALCITOL

paricalcitol capsule, liquid filled

Product Information

Product Type	HUMAN PRESCRIPTION DRUG	Item Code (Source)	NDC:65862-938
Route of Administration	ORAL		

Active Ingredient/Active Moiety

Ingredient Name	Basis of Strength	Strength
PARICALCITOL (UNII: 6702D36OG5) (PARICALCITOL - UNII:6702D36OG5)	PARICALCITOL	4 ug

Inactive Ingredients

Ingredient Name	Strength
ALCOHOL (UNII: 3K9958V90M)	
BUTYLATED HYDROXYTOLUENE (UNII: 1P9D0Z171K)	
GELATIN, UNSPECIFIED (UNII: 2G86QN327L)	
GLYCERIN (UNII: PDC6A3C0OX)	
MEDIUM-CHAIN TRIGLYCERIDES (UNII: C9H2L21V7U)	
TITANIUM DIOXIDE (UNII: 15FIX9V2JP)	
FERRIC OXIDE YELLOW (UNII: EX438O2MRT)	
FERROSFERRIC OXIDE (UNII: XM0M87F357)	
HYPROMELLOSE, UNSPECIFIED (UNII: 3NXW29V3WO)	
PROPYLENE GLYCOL (UNII: 6DC9Q167V3)	

Product Characteristics

Color	ORANGE (Gold)	Score	no score
Shape	OVAL	Size	10mm
Flavor		Imprint Code	P4
Contains			

Packaging

#	Item Code	Package Description	Marketing Start Date	Marketing End Date
1	NDC:65862-938-30	30 in 1 BOTTLE; Type 0: Not a Combination Product	01/14/2016	

Marketing Information

Marketing Category	Application Number or Monograph Citation	Marketing Start Date	Marketing End Date
ANDA	ANDA207672	01/14/2016	

Labeler - Aurobindo Pharma Limited (650082092)

Establishment

Name	Address	ID/FEI	Business Operations
APL HEALTHCARE LIMITED		650844777	ANALYSIS(65862-936, 65862-937, 65862-938) , MANUFACTURE(65862-936, 65862-937, 65862-938)

Establishment

Name	Address	ID/FEI	Business Operations
Aurobindo Pharma Limited		650381903	ANALYSIS(65862-936, 65862-937, 65862-938) , MANUFACTURE(65862-936, 65862-937, 65862-938)

Revised: 12/2023

Aurobindo Pharma Limited