

TAGRIS[®]- osimertinib tablet, film coated

AstraZeneca Pharmaceuticals LP

HIGHLIGHTS OF PRESCRIBING INFORMATION

These highlights do not include all the information needed to use TAGRIS[®] safely and effectively. See full prescribing information for TAGRIS[®].

TAGRIS[®] (osimertinib) tablets, for oral use
Initial U.S. Approval: 2015

RECENT MAJOR CHANGES

Indications and Usage (1.2)	09/2024
Indications and Usage (1.4)	02/2024
Dosage and Administration, Patient Selection (2.2)	09/2024
Dosage and Administration, Recommended Dosage and Administration (2.3)	09/2024
Dosage and Administration, Dosage Modifications (2.5)	09/2024
Warnings and Precautions, Interstitial Lung Disease/Pneumonitis (Error! Hyperlink reference not valid.)	09/2024
Warnings and Precautions, QTc Interval Prolongation (Error! Hyperlink reference not valid.)	09/2024
Warnings and Precautions, Cardiomyopathy (Error! Hyperlink reference not valid.)	09/2024
Warnings and Precautions, Keratitis (Error! Hyperlink reference not valid.)	09/2024
Warnings and Precautions, Aplastic Anemia (Error! Hyperlink reference not valid.)	02/2024

INDICATIONS AND USAGE

TAGRIS[®] is a kinase inhibitor indicated for:

- adjuvant therapy after tumor resection in adult patients with non-small cell lung cancer (NSCLC) whose tumors have epidermal growth factor receptor (EGFR) exon 19 deletions or exon 21 L858R mutations, as detected by an FDA-approved test. (1.1, 2.2)
- the treatment of adult patients with locally advanced, unresectable (stage III) NSCLC whose disease has not progressed during or following concurrent or sequential platinum-based chemoradiation therapy and whose tumors have EGFR exon 19 deletions or exon 21 L858R mutations, as detected by an FDA-approved test. (1.2, 2.2)
- the first-line treatment of adult patients with metastatic NSCLC whose tumors have EGFR exon 19 deletions or exon 21 L858R mutations, as detected by an FDA-approved test. (1.3, 2.2)
- in combination with pemetrexed and platinum-based chemotherapy, the first-line treatment of adult patients with locally advanced or metastatic NSCLC whose tumors have EGFR exon 19 deletions or exon 21 L858R mutations, as detected by an FDA-approved test. (1.4, 2.2)
- the treatment of adult patients with metastatic EGFR T790M mutation-positive NSCLC, as detected by an FDA-approved test, whose disease has progressed on or after EGFR TKI therapy. (1.5, 2.2)

DOSAGE AND ADMINISTRATION

Adjuvant treatment of early-stage NSCLC: 80 mg orally once daily, with or without food, until disease recurrence, or unacceptable toxicity, or for up to 3 years. (2.3)

Locally advanced, unresectable (stage III) NSCLC: Following platinum-based chemoradiation therapy, 80 mg orally once daily, with or without food, until disease progression or unacceptable toxicity. (2.3)

Metastatic NSCLC: 80 mg orally once daily, with or without food, until disease progression or unacceptable toxicity. (2.3)

Locally advanced or metastatic NSCLC: 80 mg orally once daily administered in combination with pemetrexed and platinum-based chemotherapy, with or without food, until disease progression or unacceptable toxicity due to TAGRIS[®]. (2.3)

DOSAGE FORMS AND STRENGTHS

Tablets: 80 mg and 40 mg. (3)

CONTRAINDICATIONS

None. (4)

----- WARNINGS AND PRECAUTIONS -----

- **Interstitial Lung Disease (ILD)/Pneumonitis:** Monitor for new or worsening pulmonary symptoms indicative of ILD/pneumonitis. For patients receiving TAGRISSO who have not received recent definite platinum-based chemoradiation therapy, permanently discontinue TAGRISSO in patients diagnosed with ILD/Pneumonitis. For patients who received recent definitive platinum-based chemoradiation therapy with Grade 1 ILD/pneumonitis continue TAGRISSO or interrupt and restart, as appropriate. Permanently discontinue TAGRISSO in patients diagnosed with Grade ≥ 2 ILD/pneumonitis. (2.5, **Error! Hyperlink reference not valid.**)
- **QTc Interval Prolongation:** Monitor electrocardiograms and electrolytes in patients who have a history or predisposition for QTc prolongation, or those who are taking medications that are known to prolong the QTc interval. Withhold, then restart at a reduced dose or permanently discontinue TAGRISSO based on severity. (2.5, **Error! Hyperlink reference not valid.**)
- **Cardiomyopathy:** Occurred in 3.8% of patients. Conduct cardiac monitoring, including left ventricular ejection fraction (LVEF) assessment in patients with cardiac risk factors. (2.5, **Error! Hyperlink reference not valid.**)
- **Keratitis:** Promptly refer patients with signs and symptoms of keratitis to an ophthalmologist for evaluation. (**Error! Hyperlink reference not valid.**)
- **Erythema Multiforme Major, Stevens-Johnson Syndrome, and Toxic Epidermal Necrolysis:** Withhold TAGRISSO if erythema multiforme major (EMM), Stevens-Johnson syndrome (SJS), or toxic epidermal necrolysis (TEN) is suspected and permanently discontinue if confirmed. (2.5, **Error! Hyperlink reference not valid.**)
- **Cutaneous Vasculitis:** Withhold TAGRISSO if cutaneous vasculitis is suspected, evaluate for systemic involvement, and consider dermatology consultation. If no other etiology can be identified, consider permanent discontinuation based on severity. (**Error! Hyperlink reference not valid.**)
- **Aplastic Anemia:** Withhold TAGRISSO if aplastic anemia is suspected and permanently discontinue TAGRISSO if confirmed. (2.5, **Error! Hyperlink reference not valid.**)
- **Embryo-Fetal Toxicity:** TAGRISSO can cause fetal harm. Advise females of potential risk to the fetus and to use effective contraception during treatment with TAGRISSO and for 6 weeks after last dose. Advise males to use effective contraception for 4 months after the last dose of TAGRISSO. (**Error! Hyperlink reference not valid.**, 8.1, 8.3)

----- ADVERSE REACTIONS -----

Most common ($\geq 20\%$) adverse reactions, including laboratory abnormalities, were:

- TAGRISSO monotherapy: leukopenia, lymphopenia, thrombocytopenia, anemia, diarrhea, rash, musculoskeletal pain, neutropenia, nail toxicity, dry skin, stomatitis, and fatigue. (6.1)
- TAGRISSO monotherapy following platinum-based chemoradiation therapy: lymphopenia, leukopenia, ILD/pneumonitis, thrombocytopenia, neutropenia, rash, diarrhea, nail toxicity, musculoskeletal pain, cough and COVID-19. (6.1)
- TAGRISSO in combination with pemetrexed and platinum-based chemotherapy: leukopenia, thrombocytopenia, neutropenia, lymphopenia, rash, diarrhea, stomatitis, nail toxicity, dry skin, and increased blood creatinine. (6.1)

To report SUSPECTED ADVERSE REACTIONS, contact AstraZeneca at 1-800-236-9933 or www.TAGRISSO.com or FDA at 1-800-FDA-1088 or www.fda.gov/medwatch.

----- DRUG INTERACTIONS -----

Strong CYP3A Inducers: Avoid concomitant use. If not possible, increase TAGRISSO to 160 mg daily in patients receiving a strong CYP3A4 inducer. (2.5, 7.1)

----- USE IN SPECIFIC POPULATIONS -----

Lactation: Do not breastfeed. (8.2)

See 17 for PATIENT COUNSELING INFORMATION.

Revised: 9/2024

FULL PRESCRIBING INFORMATION: CONTENTS*

1 INDICATIONS AND USAGE

1.1 Adjuvant Treatment of EGFR Mutation-Positive Non-Small Cell Lung Cancer

(NSCLC)

1.2 Locally Advanced, Unresectable (Stage III) EGFR Mutation-Positive NSCLC

1.3 First-line Treatment of EGFR Mutation-Positive Metastatic NSCLC

1.4 First-line Treatment of EGFR Mutation-Positive Locally Advanced or Metastatic NSCLC

1.5 Previously Treated EGFR T790M Mutation-Positive Metastatic NSCLC

2 DOSAGE AND ADMINISTRATION

2.1 Recommended Evaluation and Testing Before Initiating TAGRISSO

2.2 Patient Selection

2.3 Recommended Dosage and Administration

2.4 Administration to Patients Who Have Difficulty Swallowing Solids

2.5 Dosage Modifications for Adverse Reactions

3 DOSAGE FORMS AND STRENGTHS

4 CONTRAINDICATIONS

5 WARNINGS AND PRECAUTIONS

5.1 Interstitial Lung Disease/Pneumonitis

5.2 QTc Interval Prolongation

5.3 Cardiomyopathy

5.4 Keratitis

5.5 Erythema Multiforme Major, Stevens-Johnson Syndrome, and Toxic Epidermal Necrolysis

5.6 Cutaneous Vasculitis

5.7 Aplastic Anemia

5.8 Embryo-Fetal Toxicity

6 ADVERSE REACTIONS

6.1 Clinical Trials Experience

6.2 Postmarketing Experience

7 DRUG INTERACTIONS

7.1 Effect of Other Drugs on Osimertinib

7.2 Effect of Osimertinib on Other Drugs

7.3 Drugs That Prolong the QTc Interval

8 USE IN SPECIFIC POPULATIONS

8.1 Pregnancy

8.2 Lactation

8.3 Females and Males of Reproductive Potential

8.4 Pediatric Use

8.5 Geriatric Use

8.6 Renal Impairment

8.7 Hepatic Impairment

11 DESCRIPTION

12 CLINICAL PHARMACOLOGY

12.1 Mechanism of Action

12.2 Pharmacodynamics

12.3 Pharmacokinetics

13 NONCLINICAL TOXICOLOGY

13.1 Carcinogenesis, Mutagenesis, Impairment of Fertility

13.2 Animal Toxicology and/or Pharmacology

14 CLINICAL STUDIES

14.1 Adjuvant Treatment of Early-Stage EGFR Mutation-Positive Non-Small Cell Lung Cancer (NSCLC)

- 14.2 Locally Advanced, Unresectable (Stage III) EGFR Mutation Positive NSCLC
- 14.3 Previously Untreated EGFR Mutation-Positive Metastatic NSCLC
- 14.4 Previously Untreated EGFR Mutation-Positive Locally Advanced or Metastatic NSCLC
- 14.5 Previously Treated EGFR T790M Mutation-Positive Metastatic NSCLC

16 HOW SUPPLIED/STORAGE AND HANDLING

17 PATIENT COUNSELING INFORMATION

Patient Medication Information

* Sections or subsections omitted from the full prescribing information are not listed.

FULL PRESCRIBING INFORMATION

1 INDICATIONS AND USAGE

1.1 Adjuvant Treatment of EGFR Mutation-Positive Non-Small Cell Lung Cancer (NSCLC)

TAGRISSO is indicated as adjuvant therapy after tumor resection in adult patients with non-small cell lung cancer (NSCLC) whose tumors have epidermal growth factor receptor (EGFR) exon 19 deletions or exon 21 L858R mutations, as detected by an FDA-approved test [see *Dosage and Administration (2.2)*].

1.2 Locally Advanced, Unresectable (Stage III) EGFR Mutation-Positive NSCLC

TAGRISSO is indicated for the treatment of adult patients with locally advanced, unresectable (stage III) NSCLC whose disease has not progressed during or following concurrent or sequential platinum-based chemoradiation therapy and whose tumors have EGFR exon 19 deletions or exon 21 L858R mutations, as detected by an FDA-approved test [see *Dosage and Administration (2.2)*].

1.3 First-line Treatment of EGFR Mutation-Positive Metastatic NSCLC

TAGRISSO is indicated for the first-line treatment of adult patients with metastatic NSCLC whose tumors have EGFR exon 19 deletions or exon 21 L858R mutations, as detected by an FDA-approved test [see *Dosage and Administration (2.2)*].

1.4 First-line Treatment of EGFR Mutation-Positive Locally Advanced or Metastatic NSCLC

TAGRISSO in combination with pemetrexed and platinum-based chemotherapy is indicated for the first-line treatment of adult patients with locally advanced or metastatic NSCLC whose tumors have EGFR exon 19 deletions or exon 21 L858R mutations, as detected by an FDA-approved test [see *Dosage and Administration (2.2)*].

1.5 Previously Treated EGFR T790M Mutation-Positive Metastatic NSCLC

TAGRISSO is indicated for the treatment of adult patients with metastatic EGFR T790M mutation-positive NSCLC, as detected by an FDA-approved test, whose disease has

progressed on or after EGFR tyrosine kinase inhibitor (TKI) therapy [see *Dosage and Administration (2.2)*].

2 DOSAGE AND ADMINISTRATION

2.1 Recommended Evaluation and Testing Before Initiating TAGRISSO

TAGRISSO Monotherapy

- Before initiating TAGRISSO monotherapy in patients with cardiac risk factors, conduct cardiac monitoring, including assessment of left ventricular ejection fraction (LVEF) [see **Error! Hyperlink reference not valid.**].
- Before initiating TAGRISSO, perform complete blood count with differential [see **Error! Hyperlink reference not valid.**].

TAGRISSO in Combination with Pemetrexed and Platinum-based Chemotherapy

- Before initiating TAGRISSO in combination with pemetrexed and platinum-based chemotherapy, conduct cardiac monitoring in all patients, including assessment of left ventricular ejection fraction (LVEF) [see **Error! Hyperlink reference not valid.**].
- Before initiating TAGRISSO, perform complete blood count with differential [see **Error! Hyperlink reference not valid.**].

2.2 Patient Selection

Table 1 below presents the patient selection criteria for treatment with TAGRISSO.

Table : Patient Selection

Select patients for treatment with TAGRISSO based on the presence of a mutation as detected by an FDA-approved test.			
Indication	Treatment Regimen	Required Mutation	Source for Testing
Adjuvant Treatment of EGFR Mutation-Positive NSCLC [see <i>Indications and Usage (1.1)</i>]	TAGRISSO monotherapy	EGFR exon 19 deletions or exon 21 L858R mutations	Tumor
Locally Advanced, Unresectable (Stage III) EGFR Mutation-Positive NSCLC [see <i>Indications and Usage (1.2)</i>]	Following completion of platinum-based chemoradiation therapy, TAGRISSO monotherapy	EGFR exon 19 deletions or exon 21 L858R mutations	Tumor
First-line Treatment of EGFR Mutation-Positive Metastatic NSCLC [see <i>Indications and Usage (1.3)</i>]	TAGRISSO monotherapy	EGFR exon 19 deletions or exon 21 L858R mutations	Plasma or tumor
First-line Treatment of EGFR Mutation-Positive	TAGRISSO in combination with	EGFR exon 19 deletions or exon	Plasma or tumor

Locally Advanced or Metastatic NSCLC [see Indications and Usage (1.4)]	pemetrexed and platinum-based chemotherapy	21 L858R mutations	
Previously Treated EGFR T790M Mutation-Positive Metastatic NSCLC [see <i>Indications and Usage (1.5)</i>]	TAGRISSO monotherapy	EGFR T790M Mutation	Plasma or tumor
Information on FDA-approved tests for the detection of EGFR mutations is available at http://www.fda.gov/companiondiagnostics .			

2.3 Recommended Dosage and Administration

Recommended Dosage

Table 2 provides the recommended dosage of TAGRISSO by indication.

Table 2. Recommended Dosage of TAGRISSO

Indication	Recommended Dosage of TAGRISSO	Duration of Treatment
Adjuvant Treatment of EGFR Mutation-Positive NSCLC	80 mg tablet orally once daily with or without food	For a total of 3 years or until disease recurrence or unacceptable toxicity
Locally Advanced, Unresectable (Stage III) EGFR Mutation-Positive NSCLC	Following platinum-based chemoradiation therapy, 80 mg tablet orally once daily with or without food	Until disease progression or unacceptable toxicity
First-line Treatment of EGFR Mutation-Positive Metastatic NSCLC	80 mg tablet orally once daily with or without food	Until disease progression or unacceptable toxicity
First-line Treatment of EGFR Mutation-Positive Locally Advanced or Metastatic NSCLC	80 mg tablet orally once daily with or without food in combination with pemetrexed and platinum-based chemotherapy Refer to the Prescribing Information for pemetrexed and cisplatin or carboplatin for the respective dosing information.	Until disease progression or unacceptable toxicity due to TAGRISSO
Previously Treated EGFR T790M Mutation-Positive Metastatic NSCLC	80 mg tablet orally once daily with or without food	Until disease progression or unacceptable toxicity

Administration

Administer TAGRISSO 80 mg tablet orally once daily with or without food. Tablets may be dispersed in water for patients who have difficulty swallowing, or for nasogastric tube

administration [see *Dosage and Administration (2.4)*].

Missed Dose

If a dose of TAGRISSO is missed, do not make up the missed dose and take the next dose as scheduled.

2.4 Administration to Patients Who Have Difficulty Swallowing Solids

Disperse TAGRISSO tablet in 60 mL (2 ounces) of non-carbonated water only. Stir until tablet is dispersed into small pieces (the tablet will not completely dissolve) and swallow immediately. Do not crush, heat, or ultrasonicate during preparation. Rinse the container with 120 mL to 240 mL (4 to 8 ounces) of water and immediately drink.

If administration via nasogastric tube is required, disperse the TAGRISSO tablet as above in 15 mL of non-carbonated water, and then use an additional 15 mL of water to transfer any residues to the syringe. The resulting 30 mL liquid should be administered as per the nasogastric tube instructions with appropriate water flushes (approximately 30 mL). Repeat this step until no pieces remain in the syringe. This will help to ensure that the full prescribed dose of the TAGRISSO is given. The dispersion and residues should be administered within 30 minutes of the addition of the tablets to water.

2.5 Dosage Modifications for Adverse Reactions

The recommended dose reductions for adverse reactions are provided in Table 3.

Table 3. Recommended Dosage Modifications for TAGRISSO

Target Organ	Adverse Reaction*	Dosage Modification
Pulmonary (Patients who have not received recent definitive platinum-based chemoradiation therapy) [see Error! Hyperlink reference not valid.]	Any Grade Interstitial lung disease (ILD)/Pneumonitis	Permanently discontinue TAGRISSO.
Pulmonary (Patients who have received recent definitive platinum-based chemoradiation therapy) [see Error! Hyperlink reference not valid.]	Grade 1 ILD/Pneumonitis	Withhold or continue TAGRISSO, as clinically indicated.
	Grade ≥ 2 ILD/Pneumonitis	Permanently discontinue TAGRISSO.
Cardiac [see Error! Hyperlink reference not valid. 2, Error! Hyperlink reference not valid.]	QTc [†] interval greater than 500 msec on at least 2 separate ECGs [‡]	Withhold TAGRISSO until QTc interval is less than 481 msec or recovery to baseline if baseline QTc is greater than or equal to 481 msec, then resume at 40 mg dose.
	QTc interval prolongation with signs/symptoms of life-threatening arrhythmia	Permanently discontinue TAGRISSO.

	Symptomatic congestive heart failure	Permanently discontinue TAGRISSO.
Cutaneous [see Error! Hyperlink reference not valid.]	Erythema Multiforme Major (EMM), Stevens-Johnson syndrome (SJS), and Toxic Epidermal Necrolysis (TEN)	Withhold TAGRISSO if suspected and permanently discontinue if confirmed.
Blood and bone marrow [see Error! Hyperlink reference not valid.]	Aplastic anemia	Withhold TAGRISSO if aplastic anemia is suspected and permanently discontinue if confirmed.
Other [see <i>Adverse Reactions (6.1)</i>]	Adverse reaction of Grade 3 or greater severity	Withhold TAGRISSO for up to 3 weeks.
	If improvement to Grade 0-2 within 3 weeks	Resume at 80 mg or 40 mg daily.
	If no improvement within 3 weeks	Permanently discontinue TAGRISSO.

* Adverse reactions graded by the National Cancer Institute Common Terminology Criteria for Adverse Events version 5.0 (NCI CTCAE v5.0).

† QTc = QT interval corrected for heart rate

‡ ECGs = Electrocardiograms

Dosage Modifications for Combination Therapy

When TAGRISSO is administered in combination with pemetrexed and platinum-based chemotherapy, modify the dose of any one of the treatments for the management of adverse reactions, as appropriate. For TAGRISSO dose modification instructions, see Table 3. Withhold, reduce the dose or permanently discontinue pemetrexed, cisplatin or carboplatin according to their respective Prescribing Information.

Drug Interactions

Strong CYP3A4 Inducers

Avoid concomitant use of strong CYP3A4 inducers with TAGRISSO. If concurrent use is unavoidable, increase TAGRISSO dosage to 160 mg daily when co-administering with a strong CYP3A inducer. Resume TAGRISSO at 80 mg 3 weeks after discontinuation of the strong CYP3A4 inducer [see *Drug Interactions (7) and Clinical Pharmacology (12.3)*].

3 DOSAGE FORMS AND STRENGTHS

80 mg tablets: beige, oval and biconvex tablet marked with “AZ 80” on one side and plain on the reverse.

40 mg tablets: beige, round and biconvex tablet marked with “AZ 40” on one side and plain on the reverse.

4 CONTRAINDICATIONS

None.

5 WARNINGS AND PRECAUTIONS

5.1 Interstitial Lung Disease/Pneumonitis

TAGRISSE can cause severe and fatal ILD/pneumonitis.

Across clinical trials, interstitial lung disease (ILD)/pneumonitis occurred in 4% of the 1813 patients treated with TAGRISSE monotherapy who had not received recent definitive chemoradiation therapy; 0.4% of cases were fatal.

ILD/Pneumonitis with TAGRISSE in Combination with Pemetrexed and Platinum-based Chemotherapy

In the FLAURA2 study, ILD/pneumonitis occurred in 3.3% of the 276 patients who received TAGRISSE in combination with pemetrexed and platinum-based chemotherapy; 0.4% of cases were fatal.

ILD/Pneumonitis Following Definitive Platinum-based Chemoradiation Therapy

In the LAURA study, following definitive platinum-based chemoradiation therapy, ILD/pneumonitis, including radiation pneumonitis, occurred in 80 of the 143 patients (56%) who received TAGRISSE monotherapy and 28 of the 73 patients (38%) who received placebo. There was one fatal case (0.7%), 3.5% Grade 3, 34% Grade 2, and 18% Grade 1 adverse reactions of ILD/pneumonitis in TAGRISSE-treated patients. For TAGRISSE-treated patients, ILD/pneumonitis led to permanent discontinuation of TAGRISSE in 7% of patients and dosage interruptions of TAGRISSE in 35% of patients. Among the 46 patients who were rechallenged with TAGRISSE, 11% had recurrence of ILD/pneumonitis. In the 80 TAGRISSE-treated patients, ILD/pneumonitis resolved in 40%, resolved with sequelae in 1.3%, were resolving in 16%, did not resolve in 41%, and resulted in death in 1.3%.

For patients receiving TAGRISSE who have not received recent definitive platinum-based chemoradiation therapy, withhold TAGRISSE and promptly investigate for ILD in patients who present with worsening or respiratory symptoms which may be indicative of ILD (e.g., dyspnea, cough, and fever). Permanently discontinue TAGRISSE if ILD/pneumonitis is confirmed [see *Dosage and Administration (2.5)* and *Adverse Reactions (6.1)*].

For patients who have received recent definitive platinum-based chemoradiation therapy with Grade 1 ILD/pneumonitis continue TAGRISSE or interrupt and restart, as appropriate. Permanently discontinue TAGRISSE in patients diagnosed with Grade ≥ 2 ILD/pneumonitis [see *Dosage and Administration (2.5)* and *Adverse Reactions (6.1)*].

5.2 QTc Interval Prolongation

TAGRISSE can cause heart rate-corrected QT (QTc) interval prolongation. Of the 1813 patients treated with TAGRISSE monotherapy in clinical trials, 1.1% were found to have a QTc >500 msec, and 4.3% of patients had an increase from baseline QTc >60 msec [see *Clinical Pharmacology (12.2)*].

Of the 276 patients treated with TAGRISSE in combination with pemetrexed and platinum-based chemotherapy in the FLAURA2 study, 1.8% were found to have a QTc >500 msec, and 10.5% of patients had an increase from baseline QTc >60 msec.

No QTc-related arrhythmias were reported.

Clinical trials of TAGRISSE did not enroll patients with baseline QTc of >470 msec.

Conduct periodic monitoring with ECGs and electrolytes in patients with congenital long QTc syndrome, congestive heart failure, electrolyte abnormalities, or those who are taking medications known to prolong the QTc interval. Permanently discontinue TAGRISSO in patients who develop QTc interval prolongation with signs/symptoms of life-threatening arrhythmia [see *Dosage and Administration (2.5)*].

5.3 Cardiomyopathy

TAGRISSO can cause cardiomyopathy, including cardiac failure, chronic cardiac failure, congestive heart failure, pulmonary edema or decreased ejection fraction.

Across clinical trials, cardiomyopathy occurred in 3.8% of the 1813 TAGRISSO-treated patients; 0.1% of cardiomyopathy cases were fatal.

In the FLAURA2 study, cardiomyopathy occurred in 9% of the 276 patients who received TAGRISSO in combination with pemetrexed and platinum-based chemotherapy; 1.1% of cardiomyopathy cases were fatal.

A decline in left ventricular ejection fraction (LVEF) ≥ 10 percentage points from baseline and to less than 50% LVEF occurred in 4.2% of 1557 patients who had baseline and at least one follow-up LVEF assessment. In the ADAURA study, 1.5% (5/325) of patients treated with TAGRISSO experienced LVEF decreases greater than or equal to 10 percentage points and a drop to less than 50%. In the LAURA study, following platinum-based chemoradiation therapy, 3% (4/135) of patients treated with TAGRISSO and no patients treated with placebo experienced LVEF decreases greater than or equal to 10 percentage points and a drop to less than 50%. In the FLAURA2 study, 8% (21/262) of patients treated with TAGRISSO in combination with pemetrexed and platinum-based chemotherapy, who had baseline and at least one follow-up LVEF assessment, experienced LVEF decreases greater than or equal to 10 percentage points and a drop to less than 50%.

For patients who will be receiving TAGRISSO monotherapy, conduct cardiac monitoring, including assessment of LVEF at baseline and during treatment, in patients with cardiac risk factors.

For patients who will be receiving TAGRISSO in combination with pemetrexed and platinum-based chemotherapy, conduct cardiac monitoring, including assessment of LVEF at baseline and during treatment, in all patients.

Assess LVEF in patients who develop relevant cardiac signs or symptoms during treatment. For symptomatic congestive heart failure, permanently discontinue TAGRISSO [see *Dosage and Administration (2.5)*].

5.4 Keratitis

Keratitis was reported in 0.6% of 1813 patients treated with TAGRISSO monotherapy in clinical trials. Promptly refer patients with signs and symptoms suggestive of keratitis (such as eye inflammation, lacrimation, light sensitivity, blurred vision, eye pain and/or red eye) to an ophthalmologist.

5.5 Erythema Multiforme Major, Stevens-Johnson Syndrome, and Toxic Epidermal Necrolysis

Postmarketing cases consistent with erythema multiforme major (EMM), Stevens-

Johnson syndrome (SJS) and toxic epidermal necrolysis (TEN) have been reported in patients receiving TAGRISSO [see *Postmarketing (6.2)*]. Withhold TAGRISSO if EMM, SJS, or TEN is suspected and permanently discontinue if confirmed.

5.6 Cutaneous Vasculitis

Postmarketing cases of cutaneous vasculitis including leukocytoclastic vasculitis, urticarial vasculitis, and IgA vasculitis have been reported in patients receiving TAGRISSO [see *Postmarketing (6.2)*]. Withhold TAGRISSO if cutaneous vasculitis is suspected, evaluate for systemic involvement, and consider dermatology consultation. If no other etiology can be identified, consider permanent discontinuation of TAGRISSO based on severity.

5.7 Aplastic Anemia

Aplastic anemia has been reported in patients treated with TAGRISSO in clinical trials (0.06% of 1813) and postmarketing [see *Postmarketing (6.2)*]. Some cases had a fatal outcome. Inform patients of the signs and symptoms of aplastic anemia including but not limited to, new or persistent fevers, bruising, bleeding, and pallor. If aplastic anemia is suspected, withhold TAGRISSO and obtain a hematology consultation. If aplastic anemia is confirmed, permanently discontinue TAGRISSO [see *Dosage and Administration (2.5)*].

Perform complete blood count with differential before starting TAGRISSO, periodically throughout treatment, and more frequently if indicated.

5.8 Embryo-Fetal Toxicity

Based on data from animal studies and its mechanism of action, TAGRISSO can cause fetal harm when administered to a pregnant woman. In animal reproduction studies, osimertinib caused post-implantation fetal loss when administered during early development at a dose exposure 1.5 times the exposure at the recommended clinical dose. When males were treated prior to mating with untreated females, there was an increase in preimplantation embryonic loss at plasma exposures of approximately 0.5 times those observed at the recommended dose of 80 mg once daily. Verify pregnancy status of females of reproductive potential prior to initiating TAGRISSO. Advise pregnant women of the potential risk to a fetus. Advise females of reproductive potential to use effective contraception during treatment with TAGRISSO and for 6 weeks after the last dose. Advise males with female partners of reproductive potential to use effective contraception for 4 months after the last dose [see *Use in Specific Populations (8.1 and 8.3)*].

6 ADVERSE REACTIONS

The following adverse reactions are discussed in greater detail in other sections of the labeling:

- Interstitial Lung Disease/Pneumonitis [see **Error! Hyperlink reference not valid.**]
- QTc Interval Prolongation [see **Error! Hyperlink reference not valid.**]
- Cardiomyopathy [see **Error! Hyperlink reference not valid.**]
- Keratitis [see **Error! Hyperlink reference not valid.**]

- Erythema multiforme, Stevens-Johnson syndrome, and Toxic epidermal necrolysis [see **Error! Hyperlink reference not valid.**]
- Cutaneous Vasculitis [see **Error! Hyperlink reference not valid.**]
- Aplastic Anemia [see **Error! Hyperlink reference not valid.**]

6.1 Clinical Trials Experience

Because clinical trials are conducted under widely varying conditions, adverse reaction rates observed in the clinical trials of a drug cannot be directly compared to rates in the clinical trials of another drug and may not reflect the rates observed in practice.

The data in the WARNINGS AND PRECAUTIONS section reflect exposure to TAGRISSO in 1813 patients with EGFR mutation-positive NSCLC who received TAGRISSO monotherapy at the recommended dose of 80 mg orally once daily until disease progression or unacceptable toxicity in four randomized, controlled trials [ADAURA (n=337), FLAURA (n=338), FLAURA2 (monotherapy arm; n=275), and AURA3 (n=279)] [see *Clinical Studies (14)*], two single arm trials [AURA Extension (n=201) {NCT01802632} and AURA2 (n=210)]{NCT02094261}, and one dose-finding study, AURA1 (n=173). Among 1813 patients who received TAGRISSO monotherapy, 82% were exposed for 6 months or longer and 67% were exposed for greater than one year. In this pooled safety population, the most common adverse reactions in $\geq 20\%$ of 1813 patients who received TAGRISSO monotherapy were diarrhea (47%), rash (46%), musculoskeletal pain (38%), nail toxicity (34%), dry skin (32%), stomatitis (24%), and fatigue (21%). The most common laboratory abnormalities in $\geq 20\%$ of 1813 patients who received TAGRISSO monotherapy were leukopenia (65%), lymphopenia (64%), thrombocytopenia (53%), anemia (52%), and neutropenia (36%). In addition to the 1813 patients, certain subsections in the WARNINGS AND PRECAUTIONS describe adverse reactions observed with exposure to TAGRISSO monotherapy (80 mg orally once daily until disease progression or unacceptable toxicity) following definitive platinum-based chemoradiation therapy (n=143) in the LAURA study.

The data described below reflect exposure to TAGRISSO (80 mg daily) in 337 patients with EGFR mutation-positive resectable NSCLC, 143 patients with EGFR mutation-positive locally advanced, unresectable (stage III) NSCLC, and 833 patients with EGFR mutation-positive locally advanced or metastatic NSCLC in five randomized, controlled trials [ADAURA (n=337), LAURA (n=143), FLAURA (n=279), FLAURA2 (monotherapy arm; n=275), and AURA3 (n=279)]. The data also reflect exposure to TAGRISSO at the recommended dose of 80 mg daily given in combination with pemetrexed and platinum-based chemotherapy in 276 patients with EGFR mutation-positive locally advanced or metastatic NSCLC in one randomized controlled trial [FLAURA2 (n=276)]. Patients with a history of interstitial lung disease, drug induced interstitial disease or radiation pneumonitis that required steroid treatment, serious arrhythmia or baseline QTc interval greater than 470 msec on electrocardiogram were excluded from enrollment in these studies.

Adjuvant Treatment of EGFR Mutation-Positive NSCLC - Monotherapy

The safety of TAGRISSO was evaluated in ADAURA, a randomized, double-blind, placebo-controlled trial for the adjuvant treatment of patients with EGFR exon 19 deletions or exon 21 L858R mutation-positive NSCLC who had complete tumor resection, with or without prior adjuvant chemotherapy. At time of DFS analysis, the median duration of exposure to TAGRISSO was 22.5 months.

Serious adverse reactions were reported in 16% of patients treated with TAGRISSO. The most common serious adverse reaction ($\geq 1\%$) was pneumonia (1.5%). Adverse reactions leading to dose reductions occurred in 9% of patients treated with TAGRISSO. The most frequent adverse reactions leading to dose reductions or interruptions were diarrhea (4.5%), stomatitis (3.9%), nail toxicity (1.8%) and rash (1.8%). Adverse reactions leading to permanent discontinuation occurred in 11% of patients treated with TAGRISSO. The most frequent adverse reactions leading to discontinuation of TAGRISSO were interstitial lung disease (2.7%), and rash (1.2%).

Tables 4 and 5 summarize common adverse reactions and laboratory abnormalities which occurred in ADAURA.

Table 4. Adverse Reactions Occurring in $\geq 10\%$ of Patients Receiving TAGRISSO in ADAURA*

Adverse Reaction	TAGRISSO (N=337)		PLACEBO (N=343)	
	All Grades (%)	Grade 3 or higher [†] (%)	All Grades (%)	Grade 3 or higher [†] (%)
Gastrointestinal Disorders				
Diarrhea [‡]	47	2.4	20	0.3
Stomatitis [§]	32	1.8	7	0
Abdominal Pain [¶]	12	0.3	7	0
Skin Disorders				
Rash [#]	40	0.6	19	0
Nail toxicity ^b	37	0.9	3.8	0
Dry skin ^β	29	0.3	7	0
Pruritus ^à	19	0	9	0
Respiratory, Thoracic and Mediastinal Disorders				
Cough ^è	19	0	19	0
Musculoskeletal and Connective Tissue Disorders				
Musculoskeletal Pain ^ð	18	0.3	25	0.3
Infection and Infestation Disorders				
Nasopharyngitis	14	0	10	0
Upper respiratory tract infection	13	0.6	10	0
Urinary Tract Infection ^ø	10	0.3	7	0
General Disorders and Administration Site Conditions				
Fatigue ^ý	13	0.6	9	0.3
Metabolism and Nutrition Disorders				
Decreased appetite	13	0.6	3.8	0
Nervous System Disorders				
Dizziness [£]	10	0	9	0

* NCI CTCAE v4.0.

† All events were grade 3.

‡ Includes diarrhea, colitis, enterocolitis, enteritis.

§ Includes aphthous ulcer, cheilitis, gingival ulceration, glossitis, tongue ulceration, stomatitis and

- mouth ulceration.
- ¶ Includes abdominal discomfort, abdominal pain, abdominal lower pain, abdominal upper pain, epigastric discomfort, hepatic pain.
- # Includes rash, rash generalized, rash erythematous, rash macular, rash maculo-papular, rash papular, rash pustular, rash pruritic, rash vesicular, rash follicular, erythema, folliculitis, acne, dermatitis, dermatitis acneiform, dermatitis bullous, dermatitis exfoliative generalized, drug eruption, eczema, eczema asteatotic, lichen planus, skin erosion, pustule.
- ♣ Includes nail bed disorder, nail bed inflammation, nail bed infection, nail discoloration, nail pigmentation, nail disorder, nail toxicity, nail dystrophy, nail infection, nail ridging, onychalgia, onychoclasia, onycholysis, onychomadesis, onychomalacia, paronychia.
- β Includes dry skin, skin fissures, xerosis, eczema, xeroderma.
- à Includes pruritus, pruritus generalized, eyelid pruritus.
- è Includes cough, productive cough, upper-airway cough syndrome.
- ø Includes arthralgia, arthritis, back pain, bone pain, musculoskeletal chest pain, musculoskeletal pain, myalgia, neck pain, non-cardiac chest pain, pain in extremity, and spinal pain.
- ∅ Includes cystitis, urinary tract infection, and urinary tract infection bacterial.
- ý Includes asthenia, fatigue.
- £ Includes dizziness, vertigo, and vertigo positional.

Clinically relevant adverse reactions in ADAURA in <10% of patients receiving TAGRISSO were alopecia (6%), epistaxis (6%), interstitial lung disease (3%), palmar-plantar erythrodysesthesia syndrome (1.8%), skin hyperpigmentation (1.8%), urticaria (1.5%), keratitis (0.6%), QTc interval prolongation (0.6%), and erythema multiforme (0.3%). QTc interval prolongation represents the incidence of patients who had a QTcF prolongation >500 msec.

Table 5. Laboratory Abnormalities Worsening from Baseline in ≥20% of Patients in ADAURA

Laboratory Abnormality*†	TAGRISSO (N=337)		PLACEBO (N=343)	
	All Grades (%)	Grade 3 or Grade 4 (%)	All Grades (%)	Grade 3 or Grade 4 (%)
Hematology				
Leukopenia	54	0	25	0
Thrombocytopenia	47	0	7	0.3
Lymphopenia	44	3.4	14	0.9
Anemia	30	0	12	0.3
Neutropenia	26	0.6	10	0.3
Chemistry				
Hyperglycemia	25	2.3	30	0.9
Hypermagnesemia	24	1.3	14	1.5
Hyponatremia	20	1.8	16	1.5

* NCI CTCAE v4.0

† Based on the number of patients with available follow-up laboratory data.

Laboratory abnormalities in ADAURA that occurred in <20% of patients receiving TAGRISSO was increased blood creatinine (10%).

Locally Advanced, Unresectable (Stage III) EGFR Mutation Positive NSCLC

The safety of TAGRISSO was evaluated in LAURA, a double blind, randomized (2:1),

placebo controlled study conducted in 216 patients with EGFR exon 19 deletions or exon 21 L858R mutation positive, locally advanced, unresectable (stage III) NSCLC, who had not progressed during or following definitive platinum based chemoradiation therapy. Among patients who received TAGRISSO, 81% were exposed for 6 months or longer and 74% were exposed for one year or longer.

Serious adverse reactions were reported in 38% of patients treated with TAGRISSO. The most common serious adverse reactions ($\geq 1\%$) included ILD/pneumonitis (13%), pneumonia (6%) and gastroenteritis (1.4%). Fatal adverse reactions occurred in 1.4% of patients who received TAGRISSO due to pneumonia (0.7%) and ILD/pneumonitis (0.7%).

Permanent discontinuation of TAGRISSO due to an adverse reaction occurred in 13% of patients. The adverse reactions resulting in permanent discontinuation of TAGRISSO in > 1 patient were ILD/pneumonitis (7%) and pneumonia (1.4%).

Dosage interruptions of TAGRISSO due to an adverse reaction occurred in 56% of patients. The adverse reactions requiring dosage interruption in $\geq 2\%$ of patients were ILD/pneumonitis (35%), pneumonia (6%), COVID-19 (4.2%), neutropenia (2.1%), and QTc interval prolongation (2.1%).

Dose reductions of TAGRISSO due to an adverse reaction occurred in 8% of patients.

The most common adverse reactions, including laboratory abnormalities worsening from baseline, were lymphopenia, leukopenia, ILD/pneumonitis, thrombocytopenia, neutropenia, rash, diarrhea, nail toxicity, musculoskeletal pain, cough, and COVID-19.

Tables 6 and 7 summarize common adverse reactions and laboratory abnormalities which occurred in LAURA.

Table 6. Adverse Reactions in $\geq 10\%$ of Patients Receiving TAGRISSO in LAURA*

Adverse Reaction	TAGRISSO (N=143)		Placebo (N=73)	
	Any Grade (%)	Grade 3 or 4 (%)	Any Grade (%)	Grade 3 or 4 (%)
Respiratory, Thoracic and Mediastinal Disorders				
ILD/pneumonitis [†]	56	3.5	38	0
Cough [‡]	20	0	15	0
Skin Disorders				
Rash [§]	39	0.7	19	0
Nail toxicity [¶]	23	0	1.4	0
Dry skin [#]	17	0.7	5	0
Pruritus	13	0	7	0
Gastrointestinal Disorders				
Diarrhea ^p	36	2.1	14	0
Stomatitis ^β	15	0	5	0
Musculoskeletal and Connective Tissue Disorders				
Musculoskeletal pain ^α	20	0.7	26	0
Infection and Infestation Disorders				

COVID-19 ^è	20	0.7	10	0
Pneumonia ^ð	15	3.5	10	5
Metabolism and Nutrition Disorders				
Decreased appetite	15	0.7	5	0

* NCI CTCAE v5.0

† Includes radiation pneumonitis, radiation lung fibrosis, pneumonitis, interstitial lung disease (ILD), pulmonary fibrosis.

‡ Includes cough, productive cough.

§ Includes rash, maculo-papular rash, pustular rash, pruritic rash, folliculitis, papule, dermatitis, acneiform dermatitis, atopic dermatitis, eczema, asteatotic eczema, acne, urticaria.

¶ Includes nail bed disorder, nail disorder, nail discoloration, nail infection, onychoclasia, paronychia.

Includes dry skin, skin fissures, senile xerosis, xeroderma.

␣ Includes diarrhea, enteritis.

␣ Includes stomatitis, aphthous ulceration, mouth ulceration.

à Includes musculoskeletal chest pain, myalgia, arthritis, arthralgia, back pain, bone pain, musculoskeletal pain, neck pain, pain in extremity, spinal osteoarthritis.

è Includes COVID-19 and COVID-19 pneumonia.

ð Includes pneumonia, aspiration pneumonia, viral pneumonia, Pneumocystis jiroveci pneumonia, Haemophilus pneumonia, lower respiratory tract infection.

Clinically relevant adverse reactions in LAURA in <10% of patients receiving TAGRISSO were dyspnea (8%), urinary tract infection (8%), alopecia (1.4%), urticaria (1.4%), epistaxis (0.7%), keratitis (0.7%), and QTc interval prolongation (0.7%). QTc interval prolongation represents the incidence of patients who had a QTc prolongation >500 msec.

Table 7. Laboratory Abnormalities Worsening from Baseline in ≥20% of Patients in LAURA

Laboratory Abnormality*†	TAGRISSO (N=143)		Placebo (N=73)	
	All Grades (%)	Grade 3 or 4 (%)	All Grades (%)	Grade 3 or 4 (%)
Hematology				
Lymphopenia	70	3.5	40	1.4
Leukopenia	66	2.8	24	0
Thrombocytopenia	51	1.4	8	1.4
Neutropenia	42	2.1	15	1.4

* NCI CTCAE v5.0

† Each test incidence is based on the number of patients who had both baseline and at least one on-study laboratory measurement available (TAGRISSO arm: 142 and placebo arm: 72).

A clinically relevant laboratory abnormality in LAURA that occurred in <20% of patients receiving TAGRISSO was increased blood creatinine (19%).

Previously Untreated EGFR Mutation-Positive Metastatic Non-Small Cell Lung Cancer - Monotherapy

The safety of TAGRISSO was evaluated in FLAURA, a multicenter international double-blind randomized (1:1) active-controlled trial conducted in 556 patients with EGFR exon 19 deletion or exon 21 L858R mutation-positive, unresectable or metastatic NSCLC who

had not received previous systemic treatment for advanced disease. The median duration of exposure to TAGRISSO was 16.2 months.

Serious adverse reactions were reported in 4% of patients treated with TAGRISSO; the most common serious adverse reactions ($\geq 1\%$) were pneumonia (2.9%), ILD/pneumonitis (2.1%), and pulmonary embolism (1.8%). Dose reductions occurred in 2.9% of patients treated with TAGRISSO. The most frequent adverse reactions leading to dose reductions or interruptions were prolongation of the QT interval as assessed by ECG (4.3%), diarrhea (2.5%), and lymphopenia (1.1%). Adverse reactions leading to permanent discontinuation occurred in 13% of patients treated with TAGRISSO. The most frequent adverse reaction leading to discontinuation of TAGRISSO was ILD/pneumonitis (3.9%).

Tables 8 and 9 summarize common adverse reactions and laboratory abnormalities which occurred in FLAURA.

Table 8. Adverse Reactions Occurring in $\geq 10\%$ of Patients Receiving TAGRISSO in FLAURA*

Adverse Reaction	TAGRISSO (N=279)		EGFR TKI comparator (gefitinib or erlotinib) (N=277)	
	Any Grade (%)	Grade 3 or higher (%)	Any Grade (%)	Grade 3 or higher (%)
Gastrointestinal Disorders				
Diarrhea [†]	58	2.2	57	2.5
Stomatitis [‡]	32	0.7	22	1.1
Nausea	14	0	19	0
Constipation	15	0	13	0
Vomiting	11	0	11	1.4
Skin Disorders				
Rash [§]	58	1.1	78	7
Dry skin [¶]	36	0.4	36	1.1
Nail toxicity [#]	35	0.4	33	0.7
Pruritus ^p	17	0.4	17	0
General Disorders and Administration Site Conditions				
Fatigue [§]	21	1.4	15	1.4
Pyrexia	10	0	4	0.4
Metabolism and Nutrition Disorders				
Decreased appetite	20	2.5	19	1.8
Respiratory, Thoracic and Mediastinal Disorders				
Cough	17	0	15	0.4
Dyspnea	13	0.4	7	1.4
Neurologic Disorders				
Headache	12	0.4	7	0
Cardiac Disorders				
Prolonged QT Interval ^a	10	2.2	4	0.7
Infection and Infestation Disorders				

Upper Respiratory Tract Infection	10	0	7	0
-----------------------------------	----	---	---	---

* NCI CTCAE v4.0

† One grade 5 (fatal) event was reported (diarrhea) for EGFR TKI comparator.

‡ Includes stomatitis and mouth ulceration.

§ Includes rash, rash generalized, rash erythematous, rash macular, rash maculo-papular, rash papular, rash pustular, rash pruritic, rash vesicular, rash follicular, erythema, folliculitis, acne, dermatitis, dermatitis acneiform, drug eruption, skin erosion, pustule.

¶ Includes dry skin, skin fissures, xerosis, eczema, xeroderma.

Includes nail bed disorder, nail bed inflammation, nail bed infection, nail discoloration, nail pigmentation, nail disorder, nail toxicity, nail dystrophy, nail infection, nail ridging, onychalgia, onychoclasia, onycholysis, onychomadesis, onychomalacia, paronychia.

␣ Includes pruritus, pruritus generalized, eyelid pruritus.

β Includes fatigue, asthenia.

à Includes prolonged QT interval reported as adverse reaction.

Clinically relevant adverse reactions in FLAURA in <10% of patients receiving TAGRISSO were alopecia (7%), epistaxis (6%), interstitial lung disease (3.9%), urticaria (2.2%), palmar-plantar erythrodysesthesia syndrome (1.4%), QTc interval prolongation (1.1%), keratitis (0.4%), and skin hyperpigmentation (0.4%). QTc interval prolongation represents the incidence of patients who had a QTcF prolongation >500 msec.

Table 9. Laboratory Abnormalities Worsening from Baseline in ≥20% of Patients in FLAURA

Laboratory Abnormality ^{*†}	TAGRISSO (N=279)		EGFR TKI comparator (gefitinib or erlotinib) (N=277)	
	All Grades (%)	Grade 3 or Grade 4 (%)	All Grades (%)	Grade 3 or Grade 4 (%)
Hematology				
Lymphopenia	63	6	36	4.2
Anemia	59	0.7	47	0.4
Thrombocytopenia	51	0.7	12	0.4
Neutropenia	41	3	10	0
Chemistry				
Hyperglycemia [‡]	37	0	31	0.5
Hypermagnesemia	30	0.7	11	0.4
Hyponatremia	26	1.1	27	1.5
Increased AST	22	1.1	43	4.1
Increased ALT	21	0.7	52	8
Hypokalemia	16	0.4	22	1.1
Hyperbilirubinemia	14	0	29	1.1

* NCI CTCAE v4.0

† Each test incidence, except for hyperglycemia, is based on the number of patients who had both baseline and at least one on-study laboratory measurement available (TAGRISSO range: 267 - 273 and EGFR TKI comparator range: 256 - 268).

‡ Hyperglycemia is based on the number of patients who had both baseline and at least one on-study laboratory measurement available: TAGRISSO (179) and EGFR comparator (191).

A clinically relevant laboratory abnormality in FLAURA that occurred in <20% of patients receiving TAGRISSO was increased blood creatinine (9%).

Previously Untreated EGFR Mutation-Positive Locally Advanced or Metastatic Non-Small Cell Lung Cancer – TAGRISSO in Combination with Pemetrexed and Platinum-based Chemotherapy

The safety of TAGRISSO in combination with pemetrexed and platinum-based chemotherapy was evaluated in FLAURA2, a multicenter international open-label, randomized (1:1), active-controlled trial conducted in 557 patients with EGFR exon 19 deletion or exon 21 L858R mutation-positive, locally advanced or metastatic NSCLC who had not received previous systemic treatment for advanced disease. The median duration of exposure to TAGRISSO in combination with pemetrexed and platinum-based chemotherapy was 22.3 months and the median duration of exposure to TAGRISSO monotherapy was 19.3 months.

Serious adverse reactions were reported in 38% of patients treated with TAGRISSO in combination with pemetrexed and platinum-based chemotherapy; the most frequently reported serious adverse reactions ($\geq 2\%$) in the combination arm were anemia (3.3%), COVID-19 (2.5%), pneumonia (2.5%), febrile neutropenia (2.2%), thrombocytopenia (2.2%), and pulmonary embolism (2.2%). Fatal adverse reactions occurred in 7% of patients who received TAGRISSO in combination with pemetrexed and platinum-based chemotherapy including pulmonary embolism (1.1%), pneumonia (1.1%) and cardiomyopathy (1.1%).

Dosage interruptions of TAGRISSO, when given with pemetrexed and platinum-based chemotherapy, due to an adverse reaction occurred in 44% of patients. Adverse reactions which required dosage interruption in $\geq 2\%$ of patients included anemia (4.7%), neutropenia (4.3%), diarrhea (3.6%), febrile neutropenia (3.3%) and thrombocytopenia (2.9%).

Permanent discontinuation of TAGRISSO when given in combination with pemetrexed and platinum-based chemotherapy due to an adverse reaction occurred in 11% of patients. Adverse reactions which resulted in permanent discontinuation of TAGRISSO in $\geq 1\%$ of patients included ILD/pneumonitis (2.9%), pneumonia (1.4%), and decreased ejection fraction (1.1%).

Adverse reactions leading to dose reduction of TAGRISSO occurred in 10% of patients treated with TAGRISSO in combination with pemetrexed and platinum-based chemotherapy. The most frequently reported adverse reactions leading to dose reduction of TAGRISSO in the combination arm in $\geq 1\%$ of patients were diarrhea (1.1%) and rash (1.1%).

Tables 10 and 11 summarize common adverse reactions and laboratory abnormalities which occurred in FLAURA2.

Table 10. Adverse Reactions Occurring in $\geq 10\%$ of Patients Receiving TAGRISSO in FLAURA2*

Adverse Reaction	TAGRISSO with Pemetrexed and Platinum-based Chemotherapy (N=276)		TAGRISSO (N=275)	
	Any Grade (%)	Grade 3 or	Any Grade	Grade 3 or

		higher (%)	(%)	higher (%)
Skin Disorders				
Rash [†]	49	2.5	44	1.5
Nail toxicity [‡]	27	0.7	32	0.4
Dry skin [§]	24	0	31	0
Pruritus [¶]	8	0	11	0
Gastrointestinal Disorders				
Diarrhea	43	2.9	41	0.4
Stomatitis [#]	31	0.4	21	0.4

* NCI CTCAE v5.0

[†] Includes rash, rash erythematous, rash macular, rash maculo-papular, rash papular, rash pustular, rash pruritic, rash vesicular, rash follicular, erythema, folliculitis, acne, dermatitis, dermatitis acneiform, drug eruption, skin erosion, pustule.

[‡] Includes nail bed disorder, nail bed inflammation, nail bed infection, nail discoloration, nail pigmentation, nail disorder, nail toxicity, nail dystrophy, nail infection, nail ridging, onychalgia, onychoclasia, onycholysis, onychomadesis, onychomalacia, paronychia.

[§] Includes dry skin, skin fissures, xerosis, eczema, xeroderma.

[¶] Includes pruritus, eyelid pruritus.

[#] Includes stomatitis and mouth ulceration.

Clinically relevant adverse reactions in FLAURA2 in <10% of patients receiving TAGRISSO in combination with pemetrexed and platinum-based chemotherapy were alopecia (9%), epistaxis (7%), palmar-plantar erythrodysesthesia syndrome (5%), interstitial lung disease (3.3%), skin hyperpigmentation (2.5%), QTc interval prolongation (1.8%), erythema multiforme (1.4%), urticaria (1.4%), and keratitis (0.7%). QTc interval prolongation represents the incidence of patients who had a QTcF prolongation >500 msec.

Table 11. Laboratory Abnormalities Worsening from Baseline in ≥20% of Patients in FLAURA2^{*†}

Laboratory Abnormality [‡]	TAGRISSO with Pemetrexed and Platinum-based Chemotherapy (N=276)		TAGRISSO (N=275)	
	All Grades (%)	Grade 3 or Grade 4 (%)	All Grades (%)	Grade 3 or Grade 4 (%)
Hematology				
Leukopenia	88	20	53	3.3
Thrombocytopenia	85	16	44	1.8
Neutropenia	85	36	40	4.7
Lymphopenia	78	16	55	7
Chemistry				
Blood creatinine increased	22	0.4	8	0

* NCI CTCAE v5.0

[†] Findings based on test results presented as CTCAE grade shifts.

[‡] Each test incidence is based on the number of patients who had both baseline and at least one on-study laboratory measurement available (TAGRISSO with pemetrexed and platinum-based

chemotherapy arm: 275 and TAGRISSO monotherapy arm: 275).

Previously Treated EGFR T790M Mutation-Positive Metastatic Non-Small Cell Lung Cancer – Monotherapy

The safety of TAGRISSO was evaluated in AURA3, a multicenter international open label randomized (2:1) controlled trial conducted in 419 patients with unresectable or metastatic EGFR T790M mutation-positive NSCLC who had progressive disease following first line EGFR TKI treatment. A total of 279 patients received TAGRISSO 80 mg orally once daily until intolerance to therapy, disease progression, or investigator determination that the patient was no longer benefiting from treatment. A total of 136 patients received pemetrexed plus either carboplatin or cisplatin every three weeks for up to 6 cycles; patients without disease progression after 4 cycles of chemotherapy could continue maintenance pemetrexed until disease progression, unacceptable toxicity, or investigator determination that the patient was no longer benefiting from treatment. Left Ventricular Ejection Fraction (LVEF) was evaluated at screening and every 12 weeks. The median duration of treatment was 8.1 months for patients treated with TAGRISSO and 4.2 months for chemotherapy-treated patients. The trial population characteristics were: median age 62 years, age less than 65 (58%), female (64%), Asian (65%), never smokers (68%), and ECOG PS 0 or 1 (100%).

Serious adverse reactions were reported in 18% of patients treated with TAGRISSO and 26% in the chemotherapy group. No single serious adverse reaction was reported in 2% or more patients treated with TAGRISSO. One patient (0.4%) treated with TAGRISSO experienced a fatal adverse reaction (ILD/pneumonitis).

Dose reductions occurred in 2.9% of patients treated with TAGRISSO. The most frequent adverse reactions leading to dose reductions or interruptions were prolongation of the QT interval as assessed by ECG (1.8%), neutropenia (1.1%), and diarrhea (1.1%). Adverse reactions resulting in permanent discontinuation of TAGRISSO occurred in 7% of patients treated with TAGRISSO. The most frequent adverse reaction leading to discontinuation of TAGRISSO was ILD/pneumonitis (3%).

Tables 12 and 13 summarize common adverse reactions and laboratory abnormalities which occurred in TAGRISSO-treated patients in AURA3.

Table 12. Adverse Reactions Occurring in ≥10% of Patients Receiving TAGRISSO in AURA3*

Adverse Reaction	TAGRISSO (N=279)		Chemotherapy (Pemetrexed/Cisplatin or Pemetrexed/Carboplatin) (N=136)	
	All Grades [†] (%)	Grade 3/4 [†] (%)	All Grades [†] (%)	Grade 3/4 [†] (%)
Gastrointestinal Disorders				
Diarrhea	41	1.1	11	1.5
Nausea	16	0.7	49	3.7
Stomatitis [‡]	19	0	15	1.5
Constipation	14	0	35	0

Vomiting	11	0.4	20	2.2
Skin Disorders				
Rash [§]	34	0.7	6	0
Dry skin [¶]	23	0	4.4	0
Nail toxicity [#]	22	0	1.5	0
Pruritus [Ⓟ]	13	0	5	0
General Disorders and Administration Site Conditions				
Fatigue [Ⓡ]	22	1.8	40	5.1
Metabolism and Nutrition Disorders				
Decreased appetite	18	1.1	36	2.9
Respiratory, Thoracic and Mediastinal Disorders				
Cough	17	0	14	0
Musculoskeletal and Connective Tissue Disorders				
Back pain	10	0.4	9	0.7

* NCI CTCAE v4.0.

† No grade 4 events were reported.

‡ Includes stomatitis and mouth ulceration.

§ Includes rash, rash generalized, rash erythematous, rash macular, rash maculo-papular, rash papular, rash pustular, erythema, folliculitis, acne, dermatitis, acneiform dermatitis, pustule.

¶ Includes dry skin, eczema, skin fissures, xerosis.

Includes nail disorders, nail bed disorders, nail bed inflammation, nail bed tenderness, nail discoloration, nail disorder, nail dystrophy, nail infection, nail ridging, nail toxicity, onychalgia, onychoclasia, onycholysis, onychomadesis, paronychia.

Ⓟ Includes pruritus, pruritus generalized, eyelid pruritus.

Ⓡ Includes fatigue, asthenia.

Clinically relevant adverse reactions in AURA3 in <10% of patients receiving TAGRISSO were epistaxis (5%), interstitial lung disease (3.9%), alopecia (3.6%), urticaria (2.9%), palmar-plantar erythrodysesthesia syndrome (1.8%), QTc interval prolongation (1.4%), keratitis (1.1%), and erythema multiforme (0.7%), and skin hyperpigmentation (0.4%). QTc interval prolongation represents the incidence of patients who had a QTcF prolongation >500 msec.

Table 13. Laboratory Abnormalities Worsening from Baseline in ≥20% of Patients in AURA3

Laboratory Abnormality*†	TAGRISSO (N=279)		Chemotherapy (Pemetrexed/Cisplatin or Pemetrexed/Carboplatin) (N=131)	
	All Grades (%)	Grade 3 or Grade 4 (%)	All Grades (%)	Grade 3 or Grade 4 (%)
Hematology				
Anemia	43	0	79	3.1
Lymphopenia	63	8	61	10
Thrombocytopenia	46	0.7	48	7
Neutropenia	27	2.2	49	12
Chemistry				

Hypermagnesemia [†]	27	1.8	9	1.5
Hyponatremia [†]	26	2.2	36	1.5
Hyperglycemia [‡]	20	0	NA	NA
Hypokalemia [†]	9	1.4	18	1.5

NA=Not Applicable

* NCI CTCAE v4.0

† Each test incidence, except for hyperglycemia, is based on the number of patients who had both baseline and at least one on-study laboratory measurement available (TAGRISSO 279, Chemotherapy comparator 131).

‡ Hyperglycemia is based on the number of patients who had both baseline and at least one on-study laboratory measurement available (TAGRISSO 270, Chemotherapy 5; fasting glucose was not a protocol requirement for patients in the chemotherapy arm).

Clinically relevant laboratory abnormalities in AURA3 that occurred in <20% of patients receiving TAGRISSO included increased blood creatinine (7%).

Other Clinical Trials Experience

The following adverse reaction has been reported following administration of TAGRISSO: increased blood creatine phosphokinase.

6.2 Postmarketing Experience

The following adverse reactions have been identified during post-approval use of TAGRISSO. Because these reactions are reported voluntarily from a population of uncertain size, it is not always possible to reliably estimate their frequency or establish a causal relationship to drug exposure.

- o *Skin and subcutaneous tissue:* Erythema multiforme major (EMM), Stevens-Johnson syndrome (SJS), toxic epidermal necrolysis (TEN), cutaneous vasculitis, erythema dyschromicum perstans
- o *Blood and lymphatic system disorders:* Aplastic anemia

7 DRUG INTERACTIONS

7.1 Effect of Other Drugs on Osimertinib

Strong CYP3A Inducers

Co-administering TAGRISSO with a strong CYP3A4 inducer decreased the exposure of osimertinib compared to administering TAGRISSO alone [see *Clinical Pharmacology (12.3)*]. Decreased osimertinib exposure may lead to reduced efficacy.

Avoid co-administering TAGRISSO with strong CYP3A inducers. Increase the TAGRISSO dosage when co-administering with a strong CYP3A4 inducer if concurrent use is unavoidable [see *Dosage and Administration (2.5)*]. No dose adjustments are required when TAGRISSO is used with moderate and/or weak CYP3A inducers.

7.2 Effect of Osimertinib on Other Drugs

Co-administering TAGRISSO with a breast cancer resistant protein (BCRP) or P-glycoprotein (P-gp) substrate increased the exposure of the substrate compared to

administering it alone [see *Clinical Pharmacology (12.3)*]. Increased BCRP or P-gp substrate exposure may increase the risk of exposure-related toxicity.

Monitor for adverse reactions of the BCRP or P-gp substrate, unless otherwise instructed in its approved labeling, when co-administered with TAGRISSO.

7.3 Drugs That Prolong the QTc Interval

The effect of co-administering medicinal products known to prolong the QTc interval with TAGRISSO is unknown. When feasible, avoid concomitant administration of drugs known to prolong the QTc interval with known risk of Torsades de pointes. If not feasible to avoid concomitant administration of such drugs, conduct periodic ECG monitoring [see **Error! Hyperlink reference not valid.** and *Clinical Pharmacology (12.2)*].

8 USE IN SPECIFIC POPULATIONS

8.1 Pregnancy

Risk Summary

Based on data from animal studies and its mechanism of action [see *Clinical Pharmacology (12.1)*], TAGRISSO can cause fetal harm when administered to a pregnant woman. There are no available data on TAGRISSO use in pregnant women.

Administration of osimertinib to pregnant rats was associated with embryoletality and reduced fetal growth at plasma exposures 1.5 times the exposure at the recommended clinical dose (see *Data*). Advise pregnant women of the potential risk to a fetus.

In the U.S. general population, the estimated background risk of major birth defects and miscarriage in clinically recognized pregnancies is 2% to 4% and 15% to 20%, respectively.

Data

Animal Data

When administered to pregnant rats prior to embryonic implantation through the end of organogenesis (gestation days 2-20) at a dose of 20 mg/kg/day, which produced plasma exposures of approximately 1.5 times the clinical exposure, osimertinib caused post-implantation loss and early embryonic death. When administered to pregnant rats from implantation through the closure of the hard palate (gestation days 6 to 16) at doses of 1 mg/kg/day and above (0.1 times the AUC observed at the recommended clinical dose of 80 mg once daily), an equivocal increase in the rate of fetal malformations and variations was observed in treated litters relative to those of concurrent controls. When administered to pregnant dams at doses of 30 mg/kg/day during organogenesis through lactation Day 6, osimertinib caused an increase in total litter loss and postnatal death. At a dose of 20 mg/kg/day, osimertinib administration during the same period resulted in increased postnatal death as well as a slight reduction in mean pup weight at birth that increased in magnitude between lactation days 4 and 6.

8.2 Lactation

Risk Summary

There are no data on the presence of osimertinib or its active metabolites in human milk,

the effects of osimertinib on the breastfed infant or on milk production. Administration to rats during gestation and early lactation was associated with adverse effects, including reduced growth rates and neonatal death [see *Use in Specific Populations (8.1)*]. Because of the potential for serious adverse reactions in breastfed infants from osimertinib, advise women not to breastfeed during treatment with TAGRISSO and for 2 weeks after the last dose.

8.3 Females and Males of Reproductive Potential

Based on animal data, TAGRISSO can cause malformations, embryo lethality, and postnatal death at doses resulting in exposures 1.5 times or less the human exposure at the clinical dose of 80 mg daily [see *Use in Specific Populations (8.1)*].

Pregnancy Testing

Verify the pregnancy status of females of reproductive potential prior to initiating TAGRISSO.

Contraception

Females

Advise females of reproductive potential to use effective contraception during treatment with TAGRISSO and for 6 weeks after the last dose [see *Use in Specific Populations (8.1)*].

Males

Advise male patients with female partners of reproductive potential to use effective contraception during and for 4 months following the last dose of TAGRISSO [see *Nonclinical Toxicology (13.1)*].

Infertility

Based on animal studies, TAGRISSO may impair fertility in females and males of reproductive potential. The effects on female fertility showed a trend toward reversibility. It is not known whether the effects on male fertility are reversible [see *Nonclinical Toxicology (13.1)*].

8.4 Pediatric Use

The safety and effectiveness of TAGRISSO in pediatric patients have not been established.

8.5 Geriatric Use

Monotherapy

Of the 1813 patients with EGFR exon 19 deletion or exon 21 L858R mutation-positive NSCLC who were treated with TAGRISSO monotherapy, 770 patients were ≥ 65 years and 207 patients were ≥ 75 years of age [see *Adverse Reactions (6.1)*]. Exploratory analysis suggests a higher incidence of Grade 3 or higher adverse reactions (43% vs 33%) and more frequent dosage modifications for adverse reactions (34% vs 23%) in patients 65 years or older as compared to those younger than 65 years. No overall differences in safety or effectiveness were observed between patients 65 years or older and younger patients.

TAGRISSO Following Definitive Platinum-based Chemoradiation Therapy

Of the 142 patients with EGFR exon 19 deletion or exon 21 L858R mutation-positive, locally advanced unresectable (Stage III) NSCLC treated with TAGRISSO following definitive platinum-based chemoradiation therapy, 62 patients were ≥ 65 years and 13 patients were ≥ 75 years of age [see Adverse Reactions (6.1)]. No overall differences in safety or effectiveness were observed between patients 65 years or older and younger patients.

TAGRISSO in Combination with Pemetrexed and Platinum-based Chemotherapy

Of the 276 patients with EGFR exon 19 deletion or exon 21 L858R mutation-positive, locally advanced or metastatic NSCLC treated with TAGRISSO in combination with pemetrexed and platinum-based chemotherapy, 104 patients were ≥ 65 years and 23 patients were ≥ 75 years of age [see Adverse Reactions (6.1)]. Exploratory analysis suggests a higher incidence of Grade 3 or higher adverse reactions (68% vs 61%) and more frequent dosage modifications for adverse reactions (55% vs 43%) in patients 65 years or older as compared to those younger than 65 years. Clinical studies of TAGRISSO in combination with pemetrexed and platinum-based chemotherapy did not include sufficient numbers of patients age 65 and over to determine whether they respond differently from younger patients.

8.6 Renal Impairment

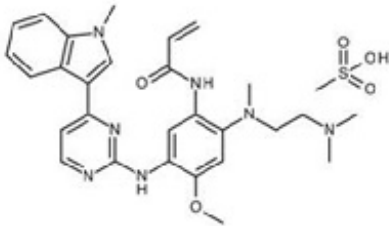
No dose adjustment is recommended in patients with creatinine clearance (CLcr) 15 - 89 mL/min, as estimated by Cockcroft-Gault. There is no recommended dose of TAGRISSO for patients with end-stage renal disease (CLcr <15 mL/min) [see *Clinical Pharmacology* (12.3)].

8.7 Hepatic Impairment

No dose adjustment is recommended in patients with mild to moderate hepatic impairment (Child-Pugh A and B or total bilirubin \leq ULN and AST > ULN or total bilirubin 1 to 3 times ULN and any AST). There is no recommended dose for TAGRISSO for patients with severe hepatic impairment (total bilirubin between 3 to 10 times ULN and any AST) [see *Clinical Pharmacology* (12.3)].

11 DESCRIPTION

Osimertinib is a kinase inhibitor for oral use. The molecular formula for osimertinib mesylate is $C_{28}H_{33}N_7O_2 \cdot CH_4O_3S$, and the molecular weight is 596 g/mol. The chemical name is N-(2-{2-dimethylaminoethyl-methylamino}-4-methoxy-5-[4-(1-methylindol-3-yl)pyrimidin-2-yl]amino}phenyl)prop-2-enamide mesylate salt. Osimertinib has the following structural formula (as osimertinib mesylate):



TAGRISSO tablets contain 40 or 80 mg of osimertinib, equivalent to 47.7 and 95.4 mg of osimertinib mesylate, respectively. Inactive ingredients in the tablet core are mannitol, microcrystalline cellulose, low-substituted hydroxypropyl cellulose and sodium stearyl fumarate. The tablet coating consists of polyvinyl alcohol, titanium dioxide, macrogol 3350, talc, ferric oxide yellow, ferric oxide red and ferric oxide black.

12 CLINICAL PHARMACOLOGY

12.1 Mechanism of Action

Osimertinib is a kinase inhibitor of the epidermal growth factor receptor (EGFR), which binds irreversibly to certain mutant forms of EGFR (T790M, L858R, and exon 19 deletions) at approximately 9-fold lower concentrations than wild-type. Two pharmacologically-active metabolites (AZ7550 and AZ5104 circulating at approximately 10% of the parent) with similar inhibitory profiles to osimertinib have been identified in the plasma after oral administration of osimertinib. AZ7550 showed a similar potency to osimertinib, while AZ5104 showed greater potency against exon 19 deletion and T790M mutants (approximately 8-fold) and wild-type (approximately 15-fold) EGFR. *In vitro*, osimertinib also inhibited the activity of HER2, HER3, HER4, ACK1, and BLK at clinically relevant concentrations.

In cultured cells and animal tumor implantation models, osimertinib exhibited anti-tumor activity against NSCLC lines harboring EGFR-mutations (T790M/L858R, L858R, T790M/exon 19 deletion, and exon 19 deletion) and, to a lesser extent, wild-type EGFR amplifications. Osimertinib distributed to the brain in multiple animal species (monkey, rat, and mouse) with brain to plasma AUC ratios of approximately 2 following oral dosing. These data are consistent with observations of tumor regression and increased survival in osimertinib- versus control-treated animals in a pre-clinical mutant-EGFR intracranial mouse metastasis xenograft model (PC9; exon 19 deletion).

12.2 Pharmacodynamics

Based on an analysis of dose-exposure response relationships over the dose range of 20 mg (0.25 times the recommended dose) to 240 mg (3 times the recommended dose), no apparent relationship between osimertinib exposure and overall response rate, duration of response and progression-free survival was identified; however, there were limited data available at the 20 mg dose. Over the same dose range, increased exposure led to increased probability of adverse reactions, specifically rash, diarrhea and ILD.

Cardiac Electrophysiology

The QTc interval prolongation potential of osimertinib was assessed in 210 patients who

received TAGRISSO 80 mg daily in AURA2. A central tendency analysis of the QTcF data at steady-state demonstrated that the maximum mean change from baseline was 16.2 msec (upper bound of two-sided 90% confidence interval (CI) 17.6 msec). A pharmacokinetic/pharmacodynamic analysis in AURA2 suggested a concentration-dependent QTc interval prolongation of 14 msec (upper bound of two-sided 90% CI: 16 msec) at a dose of TAGRISSO 80 mg.

12.3 Pharmacokinetics

The area under the plasma concentration-time curve (AUC) and maximal plasma concentration (C_{max}) of osimertinib increased dose proportionally over 20 to 240 mg dose range (i.e., 0.25 to 3 times the recommended dosage) after oral administration and exhibited linear pharmacokinetics (PK). Administration of TAGRISSO orally once daily resulted in approximately 3-fold accumulation with steady-state exposures achieved after 15 days of dosing. At steady state, the C_{max} to C_{min} (minimal concentration) ratio was 1.6-fold.

The pharmacokinetics in patients treated with osimertinib in combination with pemetrexed and platinum-based chemotherapy are similar to those in patients treated with osimertinib monotherapy.

Absorption

The median time to C_{max} of osimertinib was 6 hours (range 3-24 hours).

Following administration of a 20 mg TAGRISSO tablet with a high-fat, high-calorie meal (containing approximately 58 grams of fat and 1000 calories), the C_{max} and AUC of osimertinib were comparable to that under fasting conditions.

Distribution

The mean volume of distribution at steady-state (V_{SS}/F) of osimertinib was 918 L. Plasma protein binding of osimertinib was 95%. PET brain imaging studies in healthy volunteers and in patients with brain metastases show that osimertinib is distributed to the brain following intravenous injection of a micro dose of ^{11}C -labeled osimertinib.

Elimination

Osimertinib plasma concentrations decreased with time and a population estimated mean half-life of osimertinib was 48 hours, and oral clearance (CL/F) was 14.3 (L/h).

Metabolism

The main metabolic pathways of osimertinib were oxidation (predominantly CYP3A) and dealkylation *in vitro*. Two pharmacologically active metabolites (AZ7550 and AZ5104) have been identified in the plasma after TAGRISSO oral administration. The geometric mean exposure (AUC) of each metabolite (AZ5104 and AZ7550) was approximately 10% of the exposure of osimertinib at steady-state.

Excretion

Osimertinib is primarily eliminated in the feces (68%) and to a lesser extent in the urine (14%). Unchanged osimertinib accounted for approximately 2% of the elimination.

Specific Populations

No clinically significant differences in the pharmacokinetics of osimertinib were observed

based on age, sex, ethnicity, body weight, baseline albumin, line of therapy, smoking status, renal function (creatinine clearance (CL_{cr}) ≥15 mL/min by Cockcroft-Gault), or hepatic impairment (Child-Pugh A and B, or total bilirubin ≤ ULN and AST > ULN or total bilirubin between 1 to 3 times ULN and any AST). The pharmacokinetics of osimertinib in patients with end-stage renal disease (CL_{cr} <15 mL/min) or severe hepatic impairment (total bilirubin 3 to 10 times ULN and any AST) are unknown [see *Use in Specific Populations (8.6) and (8.7)*].

Drug Interaction Studies

Effect of Other Drugs on TAGRISSO in Clinical Pharmacokinetic Studies Strong CYP3A Inducers: The steady-state AUC of osimertinib was reduced by 78% in patients when co-administered with rifampin (600 mg daily for 21 days) [see *Drug Interactions (7.1)*].

Strong CYP3A Inhibitors: Co-administering TAGRISSO with 200 mg itraconazole twice daily (a strong CYP3A4 inhibitor) had no clinically significant effect on the exposure of osimertinib (AUC increased by 24% and C_{max} decreased by 20%).

Gastric Acid Reducing Agents: The exposure of osimertinib was not affected by concurrent administration of a single 80 mg TAGRISSO tablet following 40 mg omeprazole administration for 5 days.

Effect of Osimertinib on Other Drugs in Clinical Pharmacokinetic Studies

BCRP substrates: Co-administering TAGRISSO with rosuvastatin (a BCRP substrate) increased rosuvastatin AUC by 35% and C_{max} by 72% [see *Drug Interactions (7.2)*].

P-gp substrates: Co-administering TAGRISSO with fexofenadine (a P-gp substrate) increased fexofenadine AUC and C_{max} by 56% and 76% after a single dose and 27% and 25% at steady state, respectively.

CYP3A4 substrates: Co-administering TAGRISSO with simvastatin (a CYP3A4 substrate) had no clinically significant effect on the exposure of simvastatin.

In Vitro Studies

CYP450 Metabolic Pathways: Osimertinib does not inhibit CYP1A2, 2A6, 2B6, 2C8, 2C9, 2C19, 2D6 and 2E1. Osimertinib induced CYP1A2 enzymes.

Transporter Systems: Osimertinib is a substrate of P-glycoprotein and BCRP and is not a substrate of OATP1B1 and OATP1B3. Osimertinib is an inhibitor of BCRP and does not inhibit OAT1, OAT3, OATP1B1, OATP1B3, MATE1, MATE2K and OCT2.

13 NONCLINICAL TOXICOLOGY

13.1 Carcinogenesis, Mutagenesis, Impairment of Fertility

A 2-year carcinogenicity was conducted in male and female rats at oral osimertinib doses of 1, 3, and 10 mg/kg/day. Osimertinib increased the incidences of hemangioma and combined hemangioma/hemangiosarcoma in the mesenteric lymph node and whole body at 10 mg/kg/day (0.2 times the human exposure based on AUC at the clinical dose of 80 mg once daily). Administration of osimertinib to male and female rasH2 transgenic mice by oral gavage daily for 26 weeks did not result in an increased incidence of neoplasms at doses up to 10 mg/kg/day.

Osimertinib did not induce mutations in the bacterial reverse mutation (Ames) assay and was not genotoxic in mouse lymphoma cells or in the rat *in vivo* micronucleus assay.

Based on studies in animals, male fertility may be impaired by treatment with TAGRISSO. Degenerative changes were present in the testes in rats and dogs exposed to osimertinib for 1 month or more with evidence of reversibility in the rat. Following administration of osimertinib to rats for approximately 10 weeks at a dose of 40 mg/kg, at exposures 0.5 times the AUC observed at the recommended clinical dose of 80 mg once daily, there was a reduction in male fertility, demonstrated by increased pre-implantation loss in untreated females mated to treated males.

Based on studies in animals, female fertility may be impaired by treatment with TAGRISSO. In repeat dose toxicity studies, histological evidence of anestrus, corpora lutea degeneration in the ovaries and epithelial thinning in the uterus and vagina were seen in rats exposed to osimertinib for 1 month or more at exposures 0.3 times the AUC observed at the recommended clinical dose of 80 mg once daily. Findings in the ovaries seen following 1 month of dosing exhibited evidence of reversibility. In a female fertility study in rats, administration of osimertinib from 2 weeks prior to mating through Day 8 of gestation at a dose of 20 mg/kg/day (approximately 1.5 times the C_{max} at the recommended dose of 80 mg once daily) had no effects on estrous cycling or the number of females becoming pregnant, but caused early embryonic deaths. These findings showed evidence of reversibility when females were mated 1 month after treatment discontinuation.

13.2 Animal Toxicology and/or Pharmacology

Administration of osimertinib resulted in histological findings of lens fiber degeneration in the 2-year rat carcinogenicity study at ≥ 3 mg/kg/day (exposures 0.2 times the human exposure based on AUC). These findings were consistent with the ophthalmoscopic observation of lens opacities, which were first noted from week 52 and showed a gradual increase in incidence and severity with increased duration of dosing.

14 CLINICAL STUDIES

14.1 Adjuvant Treatment of Early-Stage EGFR Mutation-Positive Non-Small Cell Lung Cancer (NSCLC)

The efficacy of TAGRISSO was demonstrated in a randomized, double-blind, placebo-controlled trial (ADAURA [NCT02511106]) for the adjuvant treatment of patients with EGFR exon 19 deletions or exon 21 L858R mutation-positive NSCLC who had complete tumor resection, with or without prior adjuvant chemotherapy. Eligible patients with resectable tumors (stage IB – IIIA according to American Joint Commission on Cancer [AJCC] 7th edition) were required to have predominantly non-squamous histology and EGFR exon 19 deletions or exon 21 L858R mutations identified prospectively from tumor tissue in a central laboratory by the cobas[®] EGFR Mutation Test. Patients with clinically significant uncontrolled cardiac disease, prior history of ILD/pneumonitis, or who received treatment with any EGFR kinase inhibitor were not eligible for the study.

Patients were randomized (1:1) to receive TAGRISSO 80 mg orally once daily or placebo following recovery from surgery and standard adjuvant chemotherapy if given. Patients who did not receive adjuvant chemotherapy were randomized within 10 weeks and patients who received adjuvant chemotherapy were randomized within 26 weeks

following surgery. Randomization was stratified by mutation type (exon 19 deletions or exon 21 L858R mutations), race (Asian or non-Asian) and pTNM staging (IB or II or IIIA) according to AJCC 7th edition. Treatment was given for 3 years or until disease recurrence, or unacceptable toxicity.

The major efficacy outcome measure was disease-free survival (DFS, defined as reduction in the risk of disease recurrence or death) in patients with stage II – IIIA NSCLC determined by investigator assessment. Additional efficacy outcome measures included DFS in the overall population (patients with stage IB – IIIA NSCLC), and overall survival (OS) in patients with stage II – IIIA NSCLC and in the overall population.

A total of 682 patients were randomized to TAGRISSO (n=339) or placebo (n=343). The median age was 63 years (range 30-86 years); 70% were female; 64% were Asian and 72% were never smokers. Baseline World Health Organization (WHO) performance status was 0 (64%) or 1 (36%); 31% had stage IB, 35% II, and 34% IIIA. With regard to EGFR mutation status, 55% were exon 19 deletions and 45% were exon 21 L858R mutations. The majority (60%) of patients received adjuvant chemotherapy prior to randomization (27% IB; 70% II, 79% IIIA).

ADAURA demonstrated a statistically significant difference in DFS for patients treated with TAGRISSO compared to patients treated with placebo. The final analysis of OS demonstrated a statistically significant improvement in OS for patients treated with TAGRISSO compared to patients treated with placebo. Median OS was not reached in either arm. In the overall population (IB-III A), the median follow-up time was 61.5 months in both treatment arms. Efficacy results from ADAURA are summarized in Table 14 and Figures 1 and 2, respectively.

Table 14. Efficacy Results in ADAURA according to Investigator Assessment

Efficacy Parameter	STAGE II-III A POPULATION		STAGE IB-III A POPULATION	
	TAGRISSO (N=233)	PLACEBO (N=237)	TAGRISSO (N=339)	PLACEBO (N=343)
Disease-Free Survival (DFS)				
DFS events (%)	26 (11)	130 (55)	37 (11)	159 (46)
Recurrent disease (%)	26 (11)	129 (54)	37 (11)	157 (46)
Deaths (%)	0	1 (0.4)	0	2 (0.6)
Median DFS, months (95% CI)	NR (38.8, NE)	19.6 (16.6, 24.5)	NR (NE, NE)	27.5 (22.0, 35.0)
Hazard ratio (95% CI)*†	0.17 (0.12, 0.23)		0.20 (0.15, 0.27)	
p-value*‡	<0.0001		<0.0001	
Overall Survival (OS)				
Number of deaths (%)	35 (15)	65 (27)	42 (12)	82 (24)
Hazard Ratio (95% CI)*†	0.49 (0.33, 0.73)		0.49 (0.34, 0.70)	
p-value*‡	0.0004		<0.0001	

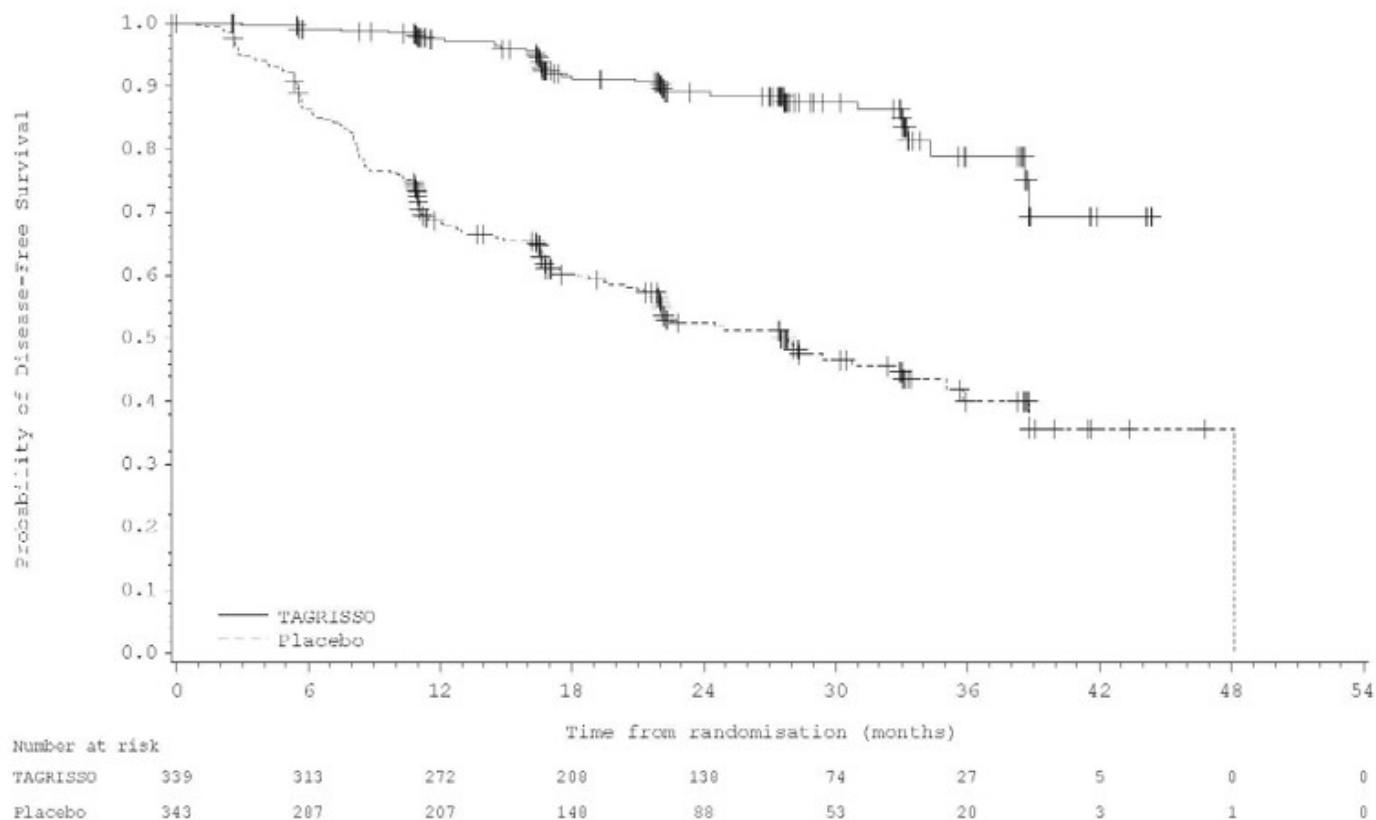
DFS results based on investigator assessment.

CI=Confidence Interval; NE=Not Estimable; NR=Not Reached

* Stratified by race (Asian vs other races), mutation status (Ex19del vs L858R), and pTNM staging.

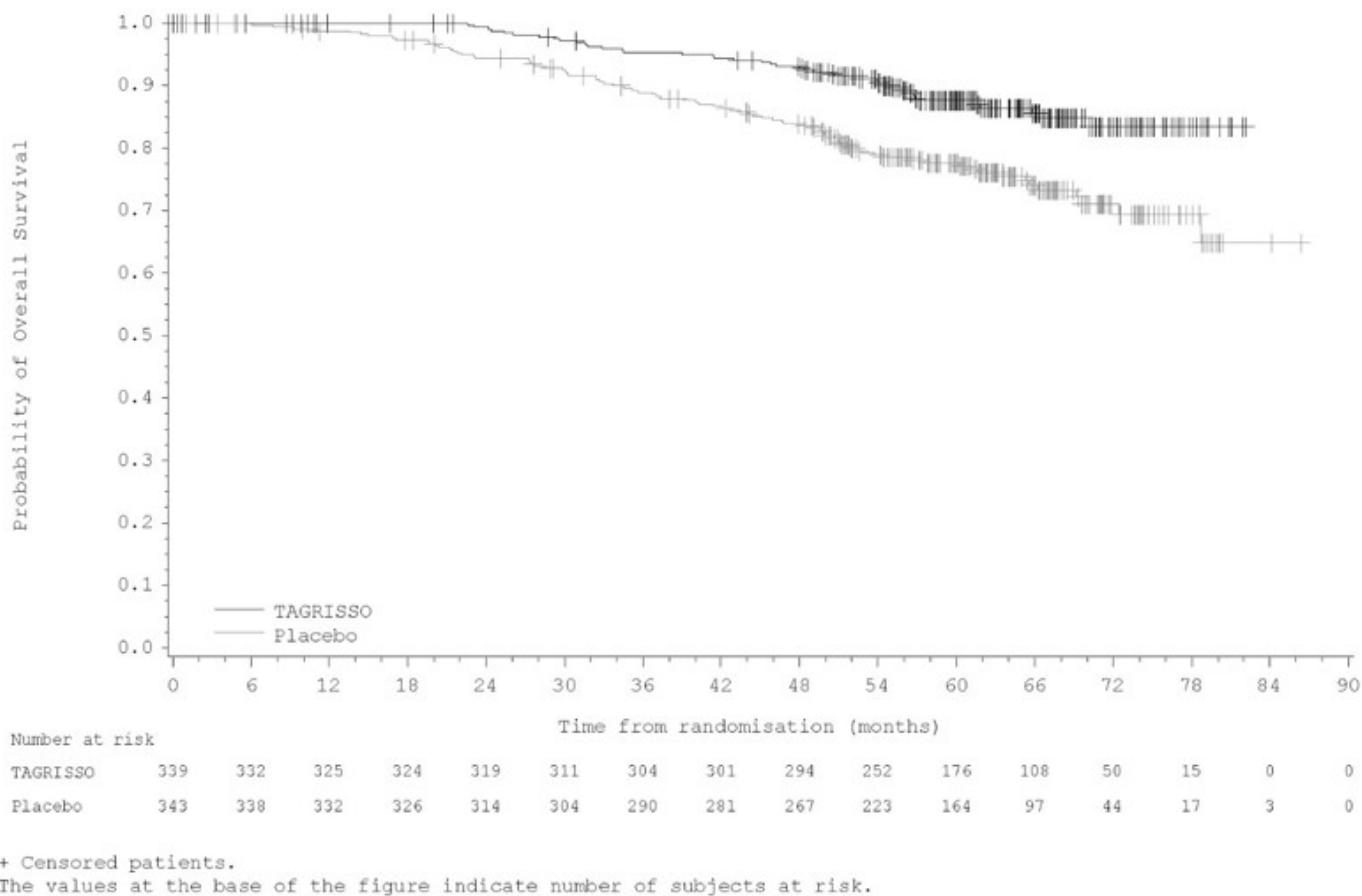
† Pike estimator.
‡ Stratified log-rank test.

Figure 1. Kaplan-Meier Curves of Disease-Free Survival (Overall Population) by Investigator Assessment in ADAURA



+ Censored patients.
The values at the base of the figure indicate number of subjects at risk.

Figure 2. Kaplan-Meier Curves of Overall Survival (Overall Population) in ADAURA



In an exploratory analysis of site(s) of relapse, the proportion of patients with CNS involvement at the time of disease recurrence was 5 patients (1.5%) on the TAGRISSO arm and 34 patients (10%) on the placebo arm.

14.2 Locally Advanced, Unresectable (Stage III) EGFR Mutation Positive NSCLC

The efficacy of TAGRISSO was evaluated in the LAURA trial [NCT03521154], a double blind, randomized, placebo-controlled study in adult patients with locally advanced, unresectable stage III NSCLC with EGFR exon 19 deletions or exon 21 L858R mutations whose disease had not progressed during or following definitive platinum-based chemoradiation therapy. Eligible patients were randomized within 42 days prior to study randomization and had a WHO performance status of 0 or 1. Prior to study enrollment, patients received concurrent chemoradiation therapy (cCRT) or sequential chemoradiation therapy (sCRT) regimens, where at least 2 cycles every 3 weeks or 5 doses of weekly platinum-based chemotherapy and definitive radiation were to be completed ≤ 6 weeks prior to randomization. The study excluded patients who had progressive disease during or following definitive chemoradiation therapy and patients with Grade ≥ 2 pneumonitis after chemoradiation therapy or any ILD prior to chemoradiation therapy. Patient tumor tissue samples were required to have an EGFR exon 19 deletion or exon 21 L858R mutation, as identified by the cobas® EGFR Mutation Test v2 in a central laboratory or by an FDA-approved test at a CLIA certified or accredited laboratory.

Patients were randomized (2:1) to receive either TAGRISSO 80 mg orally once daily or placebo until disease progression or unacceptable toxicity. Randomization was stratified

by prior chemoradiation strategy (cCRT vs sCRT), tumor staging prior to chemoradiation (IIIA vs IIIB/IIIC), and by region (China versus rest of the world). Post progression, all patients were offered open label TAGRISSO if, in the opinion of the treating healthcare provider, there was an expected clinical benefit. Tumor assessments were performed every 8 weeks until week 48, and then every 12 weeks.

The major efficacy outcome measure was progression free survival (PFS) as assessed by blinded independent central review (BICR). Additional efficacy outcome measures included OS and CNS PFS.

A total of 216 patients were randomized (2:1) to TAGRISSO (n=143) or placebo (n=73). The study population characteristics were: median age 63 years (range 36-84 years); 13% ≥75 years old; 61% female; 82% Asian, 14% White, 1.4% American Indian or Alaska Native and 2.3% had reported race as other; 6% were Hispanic or Latino; and 70% were never smokers. Baseline WHO performance status was 0 (51%) or 1 (49%); 35% of patients had stage IIIA, 49% of patients had stage IIIB and 16% of patients had stage IIIC NSCLC; 4% had squamous and 96% had non-squamous histology; 54% had exon 19 deletions and 45% had exon 21 L858R mutations. Prior to randomization, 89% of patients received cCRT and 11% of patients received sCRT. All patients received platinum-based chemotherapy (55% carboplatin-based chemotherapy and 44% cisplatin-based chemotherapy). The median total dose of radiation was 60 Gy for patients in both arms.

LAURA demonstrated a statistically significant improvement in PFS for patients randomized to TAGRISSO as compared to placebo. Efficacy results from LAURA are summarized in Table 15, and the Kaplan-Meier curve for PFS is shown in Figure 3. While OS results were immature at the current analysis, with 36% of pre-specified deaths for the final analysis reported, no trend towards a detriment was observed.

Table 15. Efficacy Results in LAURA

Efficacy Parameter	TAGRISSO (N=143)	Placebo (N=73)
Progression-Free Survival		
PFS events (%)	57 (40)	63 (86)
Progressive disease (%)	53 (37)	62 (85)
Death* (%)	4 (3)	1 (1)
Median PFS in months (95% CI)	39.1 (31.5, NE)	5.6 (3.7, 7.4)
Hazard Ratio (95% CI) ^{†‡}	0.16 (0.10, 0.24)	
p-value ^{†§}	<0.001	
Overall Response Rate[¶]		
ORR, % (95% CI)	54 (45, 62)	26 (17, 38)

CI=Confidence Interval, NE=Not Estimable

PFS and ORR results as assessed by BICR.

* Without documented radiological disease progression.

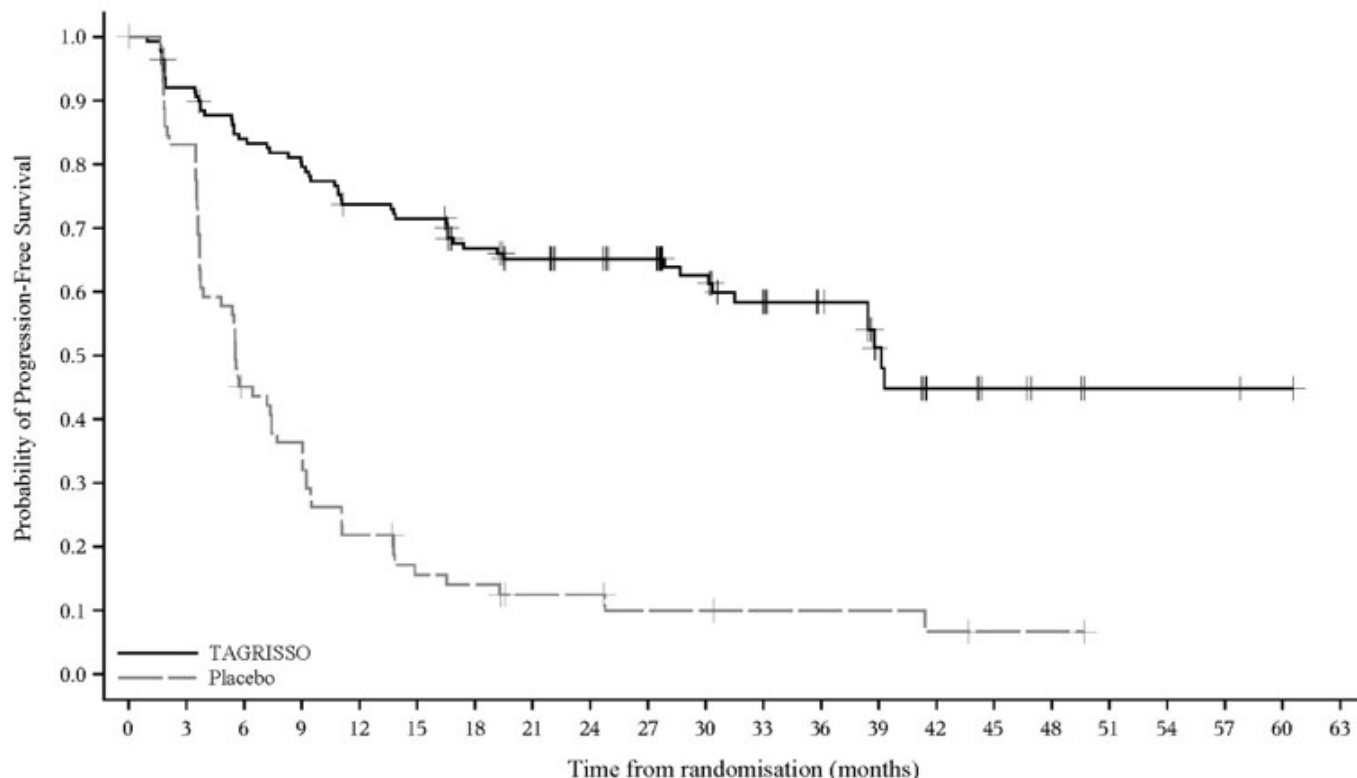
† Stratified by disease stage prior to chemotherapy (IIIA vs IIIB/IIIC).

‡ Pike estimator.

§ Stratified log-rank test.

¶ Confirmed responses.

Figure 3. Kaplan-Meier Curves of PFS as assessed by BICR in LAURA



Number at risk

TAGRISSO	143	127	114	109	99	96	83	76	69	61	49	37	28	16	9	6	4	2	2	2	1	0
Placebo	73	59	31	25	15	10	9	6	6	4	4	3	3	3	2	1	1	0	0	0	0	0

+ Censored patients

The values at the base of the figure indicate number of patients at risk.

All patients underwent magnetic resonance imaging (MRI) brain scans at baseline and at each follow-up during the study. In an exploratory analysis of site(s) of relapse, the proportion of patients with new CNS lesions at the time of disease progression was 17/143 patients (12%) on the TAGRISSO arm and 26/73 patients (36%) on the placebo arm.

14.3 Previously Untreated EGFR Mutation-Positive Metastatic NSCLC

FLAURA – TAGRISSO Monotherapy

The efficacy of TAGRISSO was demonstrated in a randomized, multicenter, double-blind, active-controlled trial (FLAURA [NCT02296125]) in patients with EGFR exon 19 deletions or exon 21 L858R mutation-positive, metastatic NSCLC, who had not received previous systemic treatment for metastatic disease. Patients were required to have measurable disease per RECIST v1.1, a WHO performance status of 0-1, and EGFR exon 19 deletions or exon 21 L858R mutation in tumor prospectively identified by the cobas[®] EGFR Mutation Test in a central laboratory or by an investigational assay at a CLIA-certified or accredited laboratory. Patients with CNS metastases not requiring steroids and with stable neurologic status for at least two weeks after completion of definitive

surgery or radiotherapy were eligible. Patients were assessed at the investigator's discretion for CNS metastases if they had a history of, or suspected, CNS metastases at study entry.

Patients were randomized (1:1) to receive TAGRISSO 80 mg orally once daily or to receive gefitinib 250 mg orally once daily or erlotinib 150 mg orally once daily until disease progression or unacceptable toxicity. Randomization was stratified by EGFR mutation type (exon 19 deletions or exon 21 L858R mutation) and ethnicity (Asian or non-Asian). Patients randomized to the control arm were offered TAGRISSO at the time of disease progression if tumor samples tested positive for the EGFR T790M mutation. The major efficacy outcome measure was progression-free survival (PFS), as assessed by investigator. Additional efficacy outcome measures included OS and overall response rate (ORR).

A total of 556 patients were randomized to TAGRISSO (n=279) or to control (gefitinib n=183; erlotinib n=94). The median age was 64 years (range 26-93 years); 54% were <65 years of age; 63% were female; 62% were Asian and 64% were never smokers. Baseline WHO performance status was 0 (41%) or 1 (59%); 5% had Stage IIIb and 95% had Stage IV; and 7% received prior systemic cytotoxic chemotherapy as neoadjuvant or adjuvant therapy. With regard to EGFR tumor testing, 63% were exon 19 deletions and 37% were exon 21 L858R; 5 patients (<1%) also had a concomitant de novo T790M mutation. EGFR mutation status was confirmed centrally using the cobas[®] EGFR Mutation Test in 90% of patients. At the time of the final data cut-off, of those randomized to TAGRISSO and to investigator's choice erlotinib or gefitinib arm, 133 (48%) and 180 (65%) patients had received at least one subsequent treatment, respectively. Out of the 180 patients randomized to erlotinib or gefitinib who received subsequent treatment, 85 (47%) patients received TAGRISSO as first subsequent therapy.

FLAURA demonstrated a statistically significant improvement in PFS for patients randomized to TAGRISSO as compared to erlotinib or gefitinib (see Table 16 and Figure 4). The final analysis of overall survival demonstrated a statistically significant improvement in overall survival in patients randomized to TAGRISSO compared to erlotinib or gefitinib (see Table 17 and Figure 5).

Table 16. Efficacy Results in FLAURA according to Investigator Assessment

Efficacy Parameter	TAGRISSO (N=279)	EGFR TKI (gefitinib or erlotinib) (N=277)
Progression-Free Survival (PFS)		
PFS events (%)	136 (49)	206 (74)
Progressive disease (%)	125 (45)	192 (69)
Death* (%)	11 (4)	14 (5)
Median PFS in months (95% CI)	18.9 (15.2, 21.4)	10.2 (9.6, 11.1)
Hazard Ratio (95% CI) ^{†, ‡}	0.46 (0.37, 0.57)	
p-value ^{†, §}	<0.0001	
Overall Survival (OS)		
Number of deaths (%)	155 (56)	166 (60)
Median OS in months (95% CI)	18.9 (15.2, 21.4)	10.2 (9.6, 11.1)

Median OS in months (95% CI)	38.6 (34.5, 41.8)	31.8 (26.6, 36.0)
Hazard Ratio (95% CI) ^{†, ‡}	0.80 (0.64, 1.00)	
p-value ^{†, §}	0.0462	
Overall Response Rate (ORR)[¶]		
ORR, % (95% CI) [†]	77 (71, 82)	69 (63, 74)
Complete response, %	2	1
Partial response, %	75	68
Duration of Response (DoR)[¶]		
Median in months (95% CI)	17.6 (13.8, 22.0)	9.6 (8.3, 11.1)

* Without documented radiological disease progression.

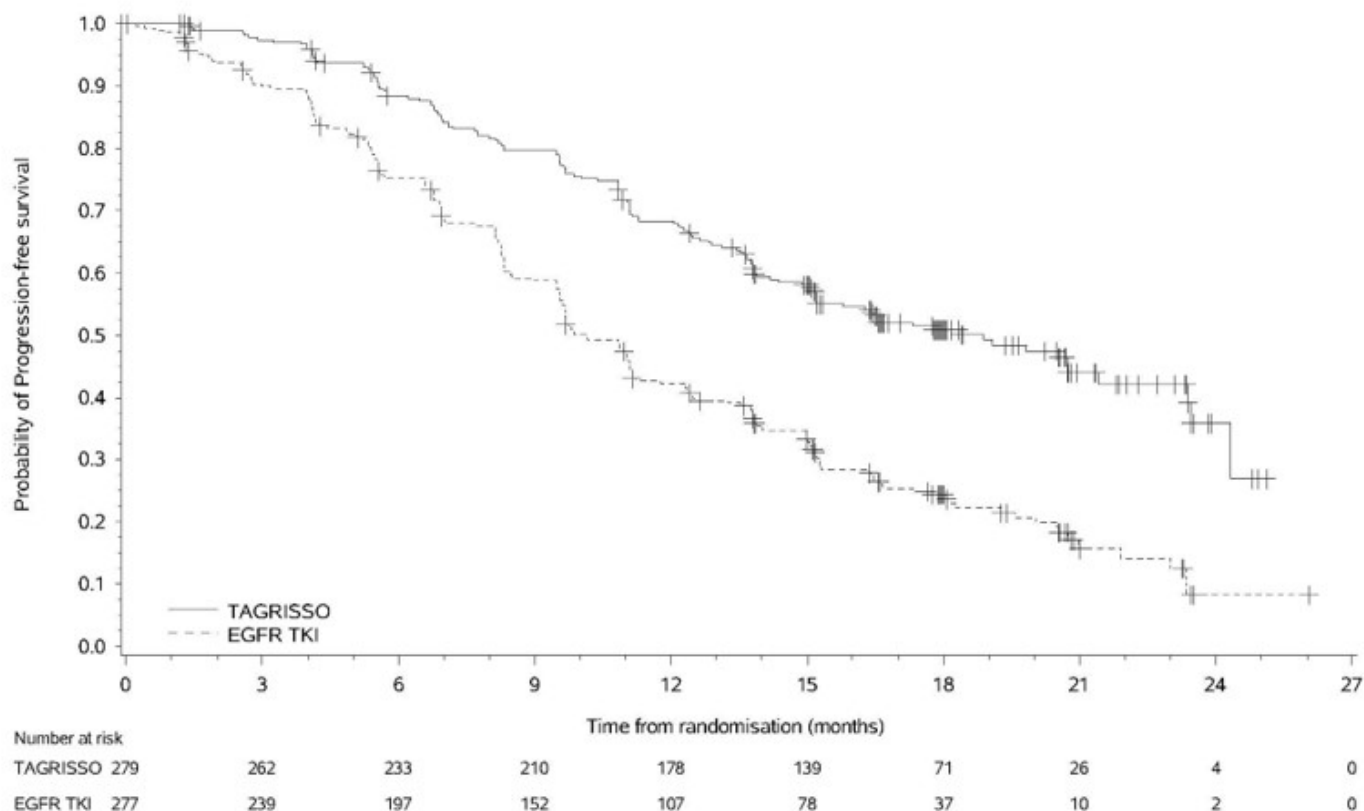
† Stratified by ethnicity (Asian vs Other races) and mutation status (Ex19del vs L858R).

‡ Pike estimator.

§ Stratified log-rank test.

¶ Confirmed responses.

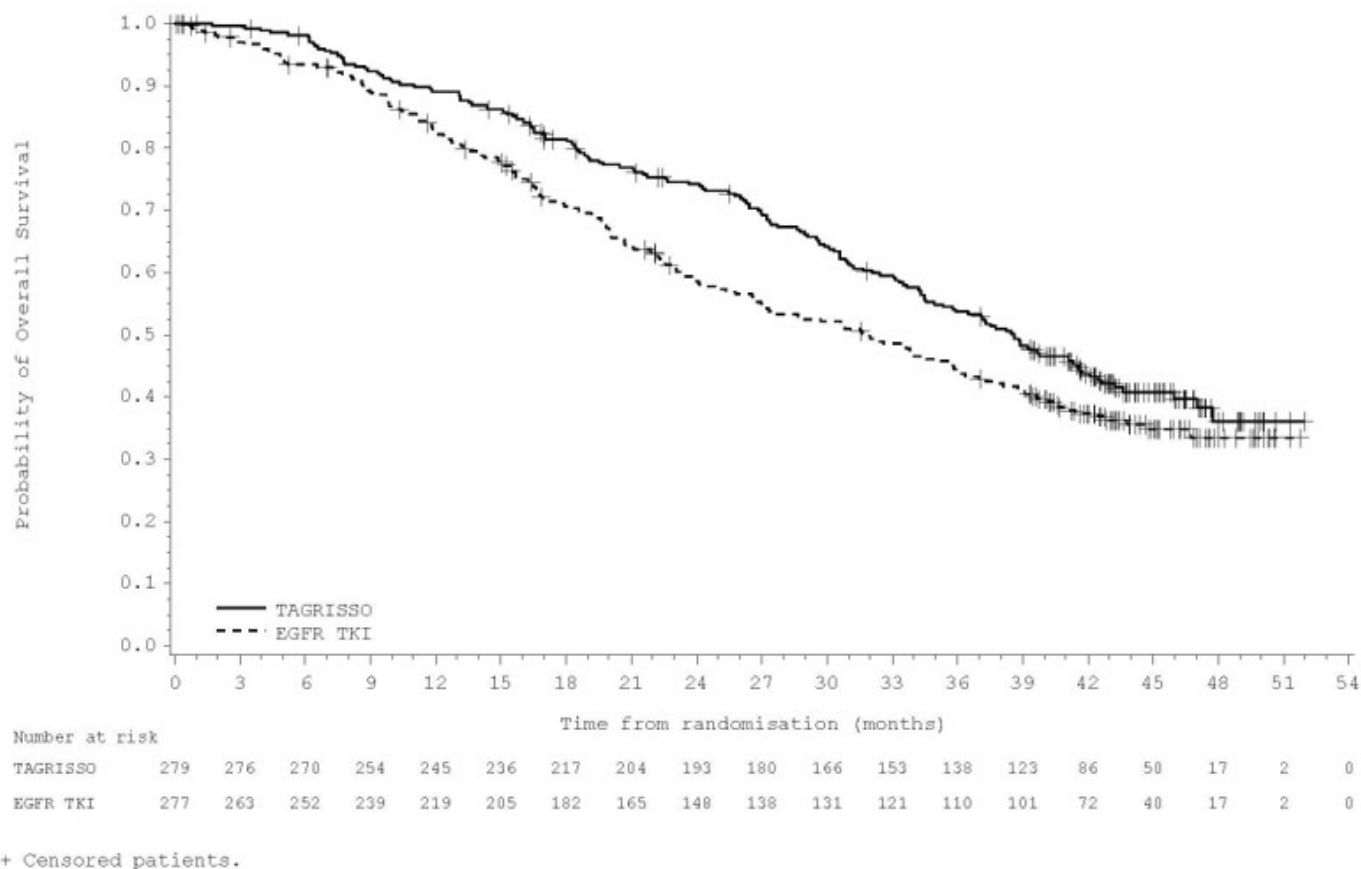
Figure 4. Kaplan-Meier Curves of PFS by Investigator Assessment in FLAURA



+ Censored patients.

In a supportive analysis of PFS according to blinded independent central review (BICR), median PFS was 17.7 months in the TAGRISSO arm compared to 9.7 months in the EGFR TKI comparator arm (HR=0.45; 95% CI: 0.36, 0.57).

Figure 5. Kaplan-Meier Curves of Overall Survival in FLAURA



Of 556 patients, 200 patients (36%) had baseline brain scans reviewed by BICR; this included 106 patients in the TAGRISSO arm and 94 patients in the investigator choice of EGFR TKI arm. Of these 200 patients, 41 had measurable CNS lesions per RECIST v1.1. Results of pre-specified exploratory analyses of CNS ORR and duration of response (DoR) by BICR in the subset of patients with measurable CNS lesions at baseline are summarized in Table 17.

Table 17. CNS ORR and DOR by BICR in Patients with Measurable CNS Lesions at Baseline in FLAURA

	TAGRISSO N=22	EGFR TKI (gefitinib or erlotinib) N=19
CNS Tumor Response Assessment*†		
CNS ORR, % (95% CI)	77 (55, 92)	63 (38, 84)
Complete response, %	18	0
CNS Duration of Response‡		
Number of responders	17	12
Response Duration ≥6 months, %	88	50
Response Duration ≥12 months, %	47	33

* According to RECIST v1.1.

† Based on confirmed response.

‡ Based on patients with response only; DoR defined as the time from the date of first documented

response (complete response or partial response) until progression or death event.

14.4 Previously Untreated EGFR Mutation-Positive Locally Advanced or Metastatic NSCLC

FLAURA2 – TAGRISSO in Combination with Pemetrexed and Platinum-based Chemotherapy

The efficacy of TAGRISSO in combination with pemetrexed and platinum-based chemotherapy was demonstrated in a randomized, multicenter, open-label trial (FLAURA2 [NCT04035486]) in patients with EGFR exon 19 deletion or exon 21 L858R mutation-positive locally advanced or metastatic NSCLC, who had not received previous systemic treatment for advanced disease. Patients were required to have measurable disease per RECIST v1.1, a WHO performance status of 0-1, and EGFR exon 19 deletions or exon 21 L858R mutations as identified by the cobas[®] EGFR Mutation Test v2 performed prospectively in tissue samples in a central laboratory or by a local test performed in a CLIA-certified or accredited laboratory.

Patients were randomized (1:1) to one of the following treatment arms:

- TAGRISSO (80 mg) orally once daily with pemetrexed (500 mg/m²) and investigator's choice of cisplatin (75 mg/m²) or carboplatin (AUC5) administered intravenously on Day 1 of 21-day cycles for 4 cycles, followed by TAGRISSO (80 mg) orally once daily and pemetrexed (500 mg/m²) administered intravenously every 3 weeks
- TAGRISSO (80 mg) orally once daily

Randomization was stratified by race (Chinese/Asian, Other races except-Chinese/Asian or other races), WHO performance status (0 or 1), and method for tissue testing (central or local). Patients received study therapy until intolerance to therapy, or the investigator determined that the patient was no longer experiencing clinical benefit.

Progression-free survival, as assessed by investigator per RECIST 1.1 was the primary efficacy outcome measure. Overall survival was a key secondary outcome measure. Additional efficacy outcome measures included ORR and DoR.

A total of 557 patients were randomized to either TAGRISSO in combination with pemetrexed and platinum-based chemotherapy (n=279) or TAGRISSO monotherapy (n=278). The median age was 61 years (range 26-85 years); 39% were ≥65 years and 8% were ≥75 years of age; 61% were female; 64% were Asian and 66% were never smokers. Baseline WHO PS was 0 (37%) or 1 (63%); 4% had locally advanced and 96% had metastatic NSCLC; and 1.8% received prior systemic cytotoxic chemotherapy as neoadjuvant or adjuvant therapy. With regard to EGFR tumor testing, 61% of tumors had exon 19 deletions and 38% had exon 21 L858R mutations; 0.7% of patients had tumors with both exon 19 deletions and exon 21 L858R. EGFR mutation status was centrally confirmed using the cobas[®] EGFR Mutation Test v2 in 96% of patients.

FLAURA2 demonstrated a statistically significant improvement in PFS for patients randomized to TAGRISSO in combination with pemetrexed and platinum-based chemotherapy as compared to TAGRISSO monotherapy (see Table 18 and Figure 6). While OS results were immature at the current analysis, with 45% of pre-specified deaths for the final analysis reported, no trend towards a detriment was observed.

Table 18. Efficacy Results in FLAURA2 according to Investigator Assessment

Efficacy Parameter	TAGRISSO with pemetrexed and platinum-based chemotherapy (N=279)	TAGRISSO (N=278)
Progression-Free Survival (PFS)*		
PFS events (%)	120 (43)	166 (60)
Progressive disease (%)	95 (34)	158 (57)
Death† (%)	25 (9)	8 (2.9)
Median PFS in months (95% CI)	25.5 (24.7, NE)	16.7 (14.1, 21.3)
Hazard Ratio (95% CI)‡§	0.62 (0.49, 0.79)	
p-value¶¶	<0.0001	
Overall Response Rate (ORR)#*		
ORR, % (95% CI)	77 (71, 82)	69 (63, 74)
Complete response, %	0.4	0.4
Partial response, %	76	68
Duration of Response (DoR)#		
Median in months (95% CI)	24.9 (22.1, NE)	17.9 (15.2, 20.9)

NE=Not Estimable; NR=Not Reached

* PFS and ORR results by BICR were consistent with those reported via investigator assessment.

† Without documented radiological disease progression

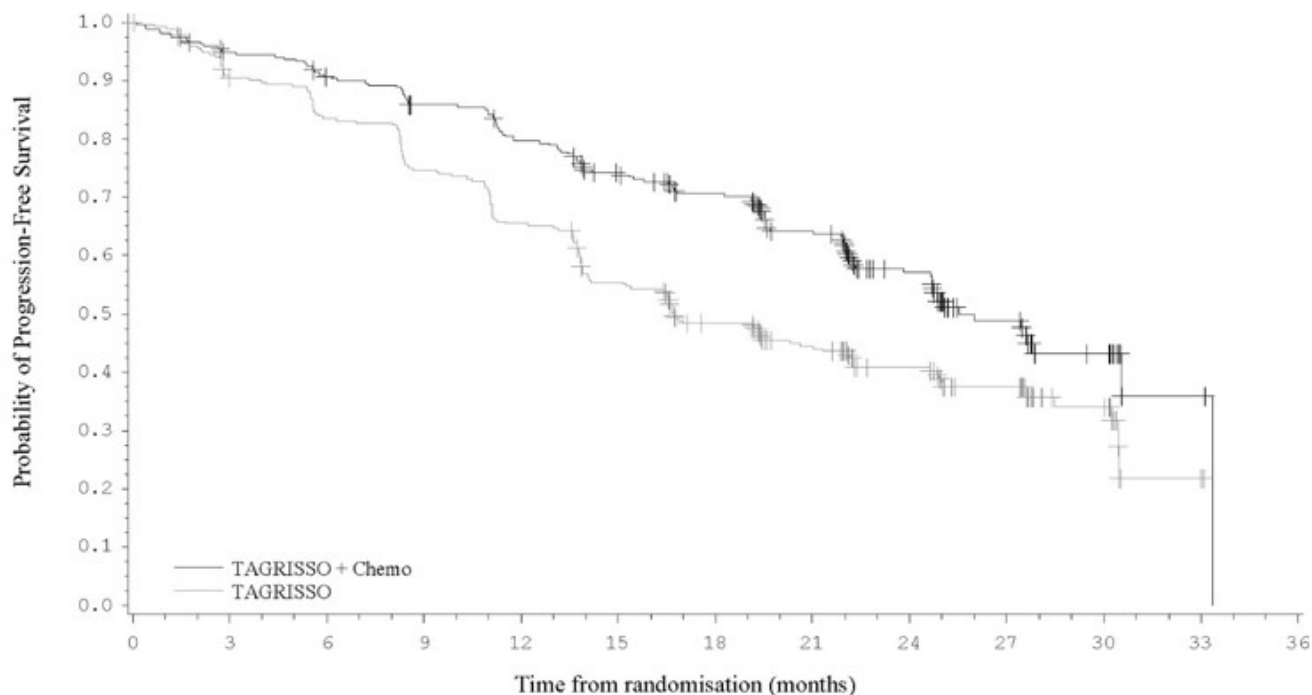
‡ Stratified by race (Chinese/Asian, -Other races except Chinese/Asian vs other races), WHO performance status (0 or 1) and method of tissue testing (central or local).

§ Pike estimator.

¶ Stratified log-rank test.

Confirmed responses.

Figure 6. Kaplan-Meier Curves of PFS by Investigator Assessment in FLAURA2



Number at risk

TAGRISSO + Chemo	279	254	241	225	207	187	165	133	84	42	21	3	0
TAGRISSO	278	246	227	203	178	148	119	94	67	48	21	1	0

+ Censored patients.

The values at the base of the figure indicate number of subjects at risk.

Chemo=pemetrexed and platinum-based chemotherapy.

All patients had available baseline brain scans reviewed by BICR using modified RECIST; 78/557 (14%) patients had CNS measurable lesions. Results of pre-specified exploratory analyses of CNS ORR and DoR by BICR are summarized in Table 19.

Table 19. Exploratory Analysis - CNS Efficacy by BICR in Patients with CNS Metastases on a Baseline Brain Scan in FLAURA2

Efficacy Parameter	CNS Measurable Lesions	
	TAGRISSO with pemetrexed and platinum-based chemotherapy (N=40)	TAGRISSO (N=38)
CNS Tumor Response Assessment*†		
CNS ORR, % (95% CI)	80 (64, 91)	76 (60, 89)
Complete response, %	48	16
Partial response, %	33	61
CNS Duration of Response†‡		
Number of responders	32	29
Response Duration	75	50

≥6 months, %		
Response Duration ≥12 months, %	65	34

* According to RECIST v1.1.

† Based on confirmed response.

‡ Based on patients with response only; DoR defined as the time from the date of first documented response (complete response or partial response) until progression or death event.

14.5 Previously Treated EGFR T790M Mutation-Positive Metastatic NSCLC

The efficacy of TAGRISSO was demonstrated in a randomized, multicenter open-label, active-controlled trial in patients with metastatic EGFR T790M mutation-positive NSCLC who had progressed on prior systemic therapy, including an EGFR TKI (AURA3) [NCT02151981]. All patients were required to have EGFR T790M mutation-positive NSCLC identified by the cobas[®] EGFR Mutation Test performed in a central laboratory prior to randomization.

A total of 419 patients were randomized 2:1 to receive TAGRISSO (n=279) or platinum-based doublet chemotherapy (n=140). Randomization was stratified by ethnicity (Asian vs non-Asian). Patients in the TAGRISSO arm received TAGRISSO 80 mg orally once daily until intolerance to therapy, disease progression, or investigator determination that the patient was no longer benefiting from treatment. Patients in the chemotherapy arm received pemetrexed 500 mg/m² with carboplatin AUC5 or pemetrexed 500 mg/m² with cisplatin 75 mg/m² on Day 1 of every 21-day cycle for up to 6 cycles. Patients whose disease had not progressed after four cycles of platinum-based chemotherapy could have received pemetrexed maintenance therapy (pemetrexed 500 mg/m² on Day 1 of every 21-day cycle).

The major efficacy outcome measure was PFS according to Response Evaluation Criteria in Solid Tumors (RECIST v1.1) by investigator assessment. Additional efficacy outcome measures included ORR, DoR, and OS. Patients randomized to the chemotherapy arm who had radiological progression according to both investigator and BICR were permitted to cross over to receive treatment with TAGRISSO.

The baseline demographic and disease characteristics of the overall trial population were: median age 62 years (range: 20-90 years), ≥75 years old (15%), female (64%), White (32%), Asian (65%), never smoker (68%), WHO performance status 0 or 1 (100%). Fifty-four percent (54%) of patients had extra-thoracic visceral metastases, including 34% with central nervous system (CNS) metastases (including 11% with measurable CNS metastases) and 23% with liver metastases. Forty-two percent (42%) of patients had metastatic bone disease.

In AURA3, there was a statistically significant improvement in PFS in the patients randomized to TAGRISSO compared to chemotherapy (see Table 20 and Figure 7). No statistically significant difference was observed between the treatment arms at final OS analysis. At the time of the final OS analysis, 99 patients (71%) randomized to chemotherapy had crossed over to TAGRISSO treatment.

Table 20. Efficacy Results According to Investigator Assessment in AURA3

Efficacy Parameter	TAGRISSO (N=279)	Chemotherapy (N=140)
Progression-Free Survival		
Number of events (%)	140 (50)	110 (79)
Progressive disease (%)	129 (46)	104 (74)
Death* (%)	11 (4)	6 (4)
Median PFS in months (95% CI)	10.1 (8.3, 12.3)	4.4 (4.2, 5.6)
Hazard Ratio (95% CI) ^{†‡}	0.30 (0.23, 0.41)	
p-value ^{†§}	<0.001	
Overall Survival		
Number of deaths (%)	188 (67)	93 (66)
Median OS in months (95% CI)	26.8 (23.5, 31.5)	22.5 (20.2, 28.8)
Hazard Ratio (95% CI) ^{†‡}	0.87 (0.67, 1.12)	
p-value ^{†§}	0.277	
Overall Response Rate[¶]		
ORR, % (95% CI)	65 (59, 70)	29 (21, 37)
Complete response, %	1	1
Partial response, %	63	27
p-value ^{†#}	<0.001	
Duration of Response (DoR)		
Median in months (95% CI)	11.0 (8.6, 12.6)	4.2 (3.0, 5.9)

* Without documented radiological disease progression.

† Stratified by ethnicity (Asian vs other races).

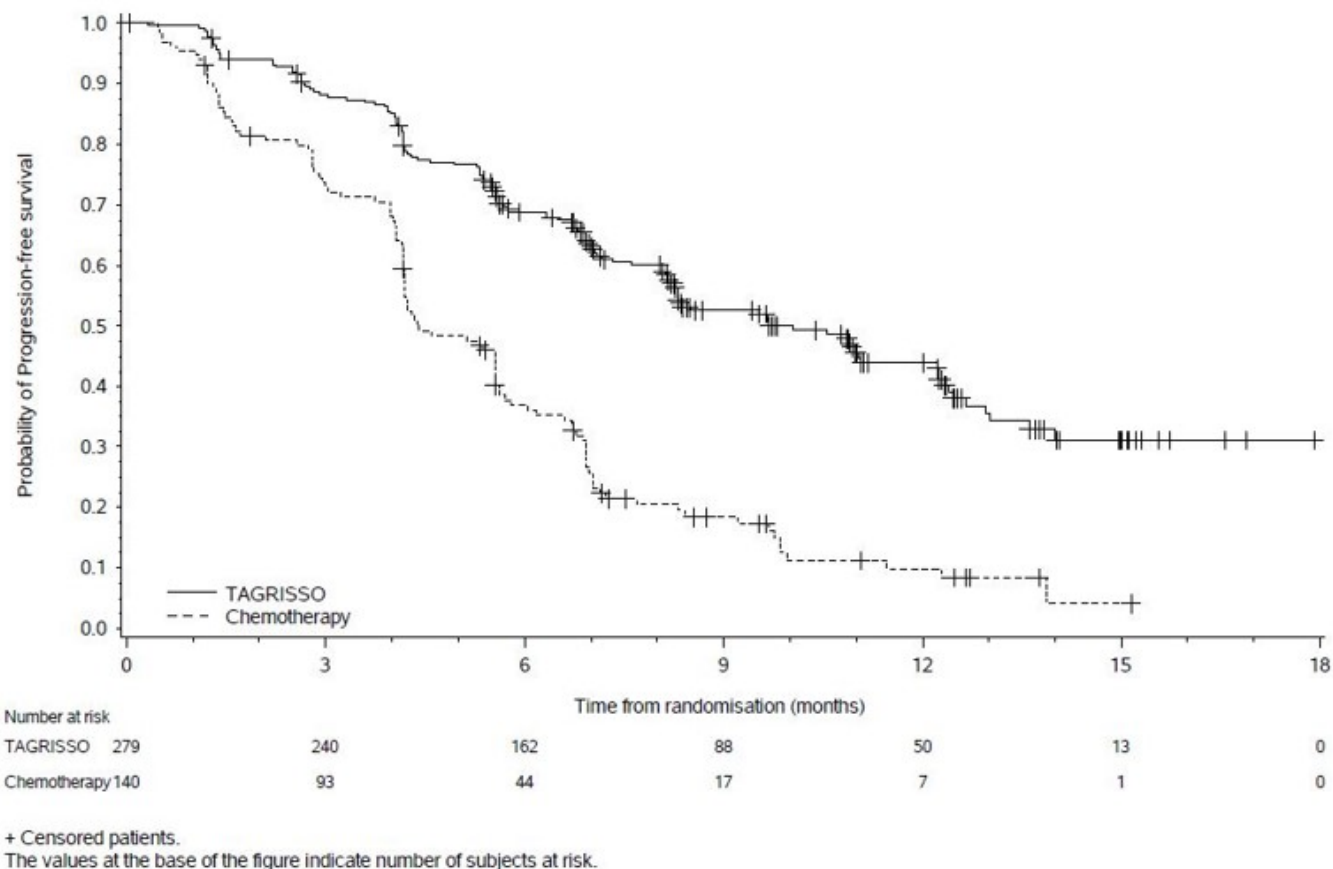
‡ Pike estimator.

§ Stratified log-rank test.

¶ Confirmed responses.

Logistic regression analysis.

Figure 7. Kaplan-Meier Curves of PFS by Investigator Assessment in AURA3



In a supportive analysis of PFS according to BICR, median PFS was 11 months in the TAGRISSO arm compared to 4.2 months in the chemotherapy arm (HR 0.28; 95% CI: 0.20, 0.38).

Of 419 patients, 205 (49%) had baseline brain scans reviewed by BICR; this included 134 (48%) patients in the TAGRISSO arm and 71 (51%) patients in the chemotherapy arm. Assessment of CNS efficacy by RECIST v1.1 was performed in the subgroup of 46/419 (11%) patients identified by BICR to have measurable CNS lesions on a baseline brain scan. Results are summarized in Table 21.

Table 21. CNS ORR and DoR by BICR in Patients with Measurable CNS Lesions at Baseline in AURA3

	TAGRISSO N=30	Chemotherapy N=16
CNS Tumor Response Assessment*†		
CNS ORR, % (95% CI)	57 (37, 75)	25 (7, 52)
Complete response, %	7	0
Duration of CNS Response†‡		
Number of responders	17	4
Response Duration ≥6 months, %	47	0
Response Duration ≥9 months, %	12	0

* According to RECIST v 1.1.

† Based on confirmed response.

‡ Based on patients with response only; DoR defined as the time from the date of first documented response (complete response or partial response) until progression or death event.

16 HOW SUPPLIED/STORAGE AND HANDLING

80 mg tablets: beige, oval and biconvex tablet marked with “AZ 80” on one side and plain on the reverse and are available in bottles of 30 (NDC 0310-1350-30).

40 mg tablets: beige, round and biconvex tablet marked with “AZ 40” on one side and plain on the reverse and are available in bottles of 30 (NDC 0310-1349-30).

Store TAGRISSO bottles at 25°C (77°F). Excursions permitted to 15-30°C (59-86°F) [see USP Controlled Room Temperature].

17 PATIENT COUNSELING INFORMATION

Advise the patient to read the FDA-approved patient labeling (Patient Information).

Interstitial Lung Disease/Pneumonitis

- Inform patients of the risks of severe or fatal ILD, including pneumonitis. Advise patients to contact their healthcare provider immediately to report new or worsening respiratory symptoms [see **Error! Hyperlink reference not valid.**].

QTc Interval Prolongation

- Inform patients of symptoms that may be indicative of significant QTc prolongation including dizziness, lightheadedness, and syncope. Advise patients to report these symptoms and to inform their physician about the use of any heart or blood pressure medications [see **Error! Hyperlink reference not valid.**].

Cardiomyopathy

- Inform patients that TAGRISSO can cause cardiomyopathy. Advise patients to immediately report any signs or symptoms of heart failure to their healthcare provider [see **Error! Hyperlink reference not valid.**].

Keratitis

- Advise patients to contact their healthcare provider immediately if they develop eye symptoms (eye inflammation, lacrimation, light sensitivity, eye pain, red eye or changes in vision) [see **Error! Hyperlink reference not valid.**].

Erythema Multiforme Major, Stevens-Johnson Syndrome, and Toxic Epidermal Necrolysis

- Inform patients of signs and symptoms that may be indicative of EMM, SJS, or TEN. Advise patients to contact their healthcare provider immediately if they develop target lesions or severe blistering or peeling of skin [see **Error! Hyperlink reference not valid.**].

Cutaneous Vasculitis

- Inform patients of signs and symptoms that may be indicative of cutaneous vasculitis. Advise patients to contact their healthcare provider immediately if they develop multiple, non-blanching red papules on their forearms, lower legs, or buttocks or large hives on their trunk that do not go away within 24 hours and develop a bruised appearance [see **Error! Hyperlink reference not valid.**].

Aplastic Anemia

- Inform patients of signs and symptoms of aplastic anemia including but not limited to new or persistent fevers, bruising, bleeding, pallor, infection, tiredness or weakness. Advise patients to contact their healthcare provider immediately if signs and symptoms suggestive of aplastic anemia develop [see **Error! Hyperlink reference not valid.**].

Embryo-Fetal Toxicity

- Advise pregnant women and females of reproductive potential of the potential risk to a fetus. Advise females to inform their healthcare provider if they become pregnant or if pregnancy is suspected, while taking TAGRISSO [see **Error! Hyperlink reference not valid.** and *Use in Specific Populations (8.1)*].

Females and Males of Reproductive Potential

- Advise females of reproductive potential to use effective contraception during treatment with TAGRISSO and for 6 weeks after the last dose [see *Use in Specific Populations (8.3)*].
- Advise males to use effective contraception during treatment and for 4 months after the last dose of TAGRISSO [see *Use in Specific Populations (8.3)*].

Lactation

- Advise women not to breastfeed during treatment with TAGRISSO and for 2 weeks after the last dose [see *Use in Specific Populations (8.2)*].

Distributed by:

AstraZeneca Pharmaceuticals LP
Wilmington, DE 19850

TAGRISSO is a registered trademark of the AstraZeneca group of companies.

This Patient Information has been approved by the U.S. Food and Drug Administration.

Revised: 09/2024

©AstraZeneca 2024

Patient Medication Information

PATIENT INFORMATION
TAGRISSO[®] (tuh-GRISS-oh)
(osimertinib)
tablets

What is the most important information I should know about TAGRISSO?

TAGRISSE may cause serious side effects, including:

- **Lung problems.** TAGRISSE may cause severe lung problems that may lead to death. Symptoms may be similar to those symptoms from lung cancer. Tell your healthcare provider right away if you have any new or worsening lung symptoms, including trouble breathing, shortness of breath, cough, or fever.
- **Heart problems, including heart failure.** TAGRISSE may cause heart problems that may lead to death. Your healthcare provider should check your heart function before you start taking TAGRISSE and during treatment as needed. Tell your healthcare provider right away if you have any of the following signs and symptoms of a heart problem: feeling like your heart is pounding or racing, shortness of breath, swelling of your ankles and feet, dizziness, feeling lightheaded, or feeling faint.
- **Eye problems.** TAGRISSE may cause eye problems. Tell your healthcare provider right away if you have symptoms of eye problems which may include watery eyes, sensitivity to light, eye pain, eye redness, or vision changes. Your healthcare provider may send you to see an eye specialist (ophthalmologist) if you get eye problems with TAGRISSE.
- **Skin problems.** TAGRISSE may cause skin problems. Tell your healthcare provider right away if you develop skin reactions that look like rings (target lesions), severe blistering or peeling of the skin.
- **Inflammation of the blood vessels in your skin.** TAGRISSE may cause blood vessel problems in your skin. Tell your healthcare provider right away if you develop purple spots or redness of the skin that does not fade in color when pressed (non-blanching) on your lower arms, lower legs, or buttocks or large hives on the main part of your body (trunk) that do not go away within 24 hours and look bruised.

Blood and bone marrow problems. TAGRISSE may cause a condition where your bone marrow cannot make enough new blood cells (aplastic anemia), and which may lead to death. Your healthcare provider will monitor your blood cell counts before you start and during treatment with TAGRISSE. **Tell your healthcare provider right away** if you develop any signs or symptoms of blood and bone marrow problems, including:

- a new fever or fever that does not go away (temperature 100.4°F or higher)
- easy bruising or bleeding that will not stop
- unusually pale skin
- infection
- tiredness
- weakness

See **“What are the possible side effects of TAGRISSE?”** for more information about side effects.

What is TAGRISSE?

TAGRISSE is a prescription medicine used to treat adults with non-small cell lung cancer (NSCLC) that has certain abnormal epidermal growth factor receptor (EGFR) gene(s):

- to help prevent your lung cancer from coming back after your tumor(s) has been removed by surgery, **or**
- when your lung cancer has spread to nearby tissues (locally advanced) that is unable to be removed (unresectable) by surgery and has responded or stabilized following chemotherapy and radiation treatment, **or**
- as your first treatment when your lung cancer has spread to other parts of the body (metastatic), **or**

- in combination with pemetrexed and platinum-based chemotherapy, as your first treatment when your lung cancer has spread to nearby tissues (locally advanced) or to other parts of the body (metastatic).
- when your lung cancer has spread to other parts of the body (metastatic), and you have had previous treatment with an EGFR tyrosine kinase inhibitor (TKI) medicine that did not work or is no longer working.

Your healthcare provider will perform a test to make sure that TAGRISSO is right for you. It is not known if TAGRISSO is safe and effective in children.

Before taking TAGRISSO, tell your healthcare provider about all of your medical conditions, including if you:

- have lung or breathing problems other than your lung cancer.
- have heart problems, including a condition called long QTc syndrome.
- have problems with your electrolytes, such as sodium, potassium, calcium, or magnesium.
- have a history of eye problems.
- are pregnant or plan to become pregnant. TAGRISSO can harm your unborn baby. Tell your healthcare provider right away if you become pregnant during treatment with TAGRISSO or think you may be pregnant.
- **Females** who are able to become pregnant should have a pregnancy test before starting treatment with TAGRISSO. You should use effective birth control (contraception) during treatment with TAGRISSO and for 6 weeks after the last dose of TAGRISSO.
- **Males** who have female partners that are able to become pregnant should use effective birth control during treatment with TAGRISSO and for 4 months after the last dose of TAGRISSO.
- are breastfeeding or plan to breastfeed. It is not known if TAGRISSO passes into your breast milk. Do not breastfeed during treatment with TAGRISSO and for 2 weeks after your last dose of TAGRISSO. Talk to your healthcare provider about the best way to feed your baby during this time.

Tell your healthcare provider about all the medicines you take, including prescription and over-the-counter medicines, vitamins, or herbal supplements. Especially tell your healthcare provider if you take a heart or blood pressure medicine.

Before taking TAGRISSO, tell your healthcare provider about all of your medical conditions, including if you:

- have lung or breathing problems other than your lung cancer.
- have heart problems, including a condition called long QTc syndrome.
- have problems with your electrolytes, such as sodium, potassium, calcium, or magnesium.
- have a history of eye problems.
- are pregnant or plan to become pregnant. TAGRISSO can harm your unborn baby. Tell your healthcare provider right away if you become pregnant during treatment with TAGRISSO or think you may be pregnant.
- **Females** who are able to become pregnant should have a pregnancy test before starting treatment with TAGRISSO. You should use effective birth control (contraception) during treatment with TAGRISSO and for 6 weeks after the last dose of TAGRISSO.

- **Males** who have female partners that are able to become pregnant should use effective birth control during treatment with TAGRISSO and for 4 months after the last dose of TAGRISSO.
- are breastfeeding or plan to breastfeed. It is not known if TAGRISSO passes into your breast milk. Do not breastfeed during treatment with TAGRISSO and for 2 weeks after your last dose of TAGRISSO. Talk to your healthcare provider about the best way to feed your baby during this time.

Tell your healthcare provider about all the medicines you take, including prescription and over-the-counter medicines, vitamins, or herbal supplements. Especially tell your healthcare provider if you take a heart or blood pressure medicine.

How should I take TAGRISSO?

- Take TAGRISSO exactly as your healthcare provider tells you to take it.
- Your healthcare provider may change your dose, temporarily stop, or permanently stop treatment with TAGRISSO if you have side effects.
- Take TAGRISSO 1 time each day.
- You can take TAGRISSO with or without food.
- If you miss a dose of TAGRISSO, do not make up for the missed dose. Take your next dose at your regular time.
- **If you cannot swallow TAGRISSO tablets whole:**
- Place your dose of TAGRISSO in a container that contains 60 mL (2 ounces) of water. Do not use carbonated water or any other liquids.
- Stir the TAGRISSO tablet and water until the TAGRISSO tablet is in small pieces (the tablet will not completely dissolve). Do not crush, heat, or use ultrasound to prepare the mixture.
- Drink the TAGRISSO and water mixture right away.
- Add 120 mL to 240 mL (4 to 8 ounces) of water into the container and drink to make sure that you take your full dose of TAGRISSO.
- **If you have a nasogastric (NG) tube:**
- Follow the same instructions for mixing TAGRISSO tablets in a container that contains 15 mL of water. **Do not** use carbonated water or any other liquids.
- Stir the TAGRISSO tablets and water until the TAGRISSO tablets are in small pieces (the tablets will not completely dissolve). Do not crush, heat, or use ultrasound to prepare the mixture.
- Add another 15 mL of water into the container to make sure no pieces of TAGRISSO tablet remain.
- Give the TAGRISSO tablet and water mixture using the NG tube manufacturer instructions within 30 minutes.

Add another 30 mL of water into the syringe and give the water and any remaining TAGRISSO through the NG tube to make sure that all of the medicine is given. Repeat this step until no pieces remain in the syringe. This will help to ensure that the full prescribed dose of the TAGRISSO is given.

What are the possible side effects of TAGRISSO?

TAGRISSO may cause serious side effects:

- See “What is the most important information I should know about TAGRISSO?”

The most common side effects of TAGRISSO when given alone include:

low white blood cell counts muscle, bone, or joint pain dry skin

low platelet counts	changes in your nails, including: redness, tenderness, pain, inflammation, brittleness, separation from the nailbed, and shedding of nail	mouth sores tiredness
low red blood cell counts (anemia)		
diarrhea		
rash		

The most common side effects of TAGRISSO when given alone after treatment with platinum-based chemotherapy and radiation treatment include:

low white blood cell counts	changes in your nails, including: redness, tenderness, pain, inflammation, brittleness, separation from the nailbed, and shedding of nail	Cough COVID-19
lung problems		
low platelet counts		
rash		
diarrhea		

The most common side effects of TAGRISSO in combination with pemetrexed and platinum-based chemotherapy include:

low white blood cell counts	changes in your nails, including: redness, tenderness, pain, inflammation, brittleness, separation from the nailbed, and shedding of nail	dry skin increase of a substance in the blood called creatinine
low platelet counts		
rash		
diarrhea		
mouth sores		

Tell your healthcare provider if you have any side effect that bothers you or that does not go away.

These are not all the possible side effects of TAGRISSO. For more information, ask your healthcare provider or pharmacist.

Call your doctor for medical advice about side effects. You may report side effects to FDA at 1-800-FDA-1088.

How should I store TAGRISSO?

- Store TAGRISSO at room temperature between 68°F to 77°F (20°C to 25°C).
- Safely throw away medicine that is out of date or that you no longer need.

Keep TAGRISSO and all medicines out of the reach of children.

General information about the safe and effective use of TAGRISSO.

Medicines are sometimes prescribed for purposes other than those listed in a Patient Information leaflet. Do not use TAGRISSO for a condition for which it was not prescribed. Do not give TAGRISSO to other people, even if they have the same symptoms you have. It may harm them. You can ask your pharmacist or healthcare provider for information about TAGRISSO that is written for health professionals.

What are the ingredients in TAGRISSO?

Active ingredient: osimertinib

Inactive ingredients: mannitol, microcrystalline cellulose, low-substituted hydroxypropyl cellulose, and sodium stearyl fumarate. Tablet coating contains: polyvinyl alcohol, titanium dioxide, macrogol 3350, talc, ferric oxide yellow, ferric oxide red and ferric oxide black.

Distributed by: AstraZeneca Pharmaceuticals LP, Wilmington, DE 19850
© AstraZeneca 2024
For more information, go to www.Tagrisso.com or call 1-800-236-9933.

This Patient Information has been approved by the U.S. Food and Drug Administration.
Revised: 09/2024

PACKAGE/LABEL PRINCIPAL DISPLAY PANEL - 40 mg

NDC 0310-1349-30 **30 Tablets**

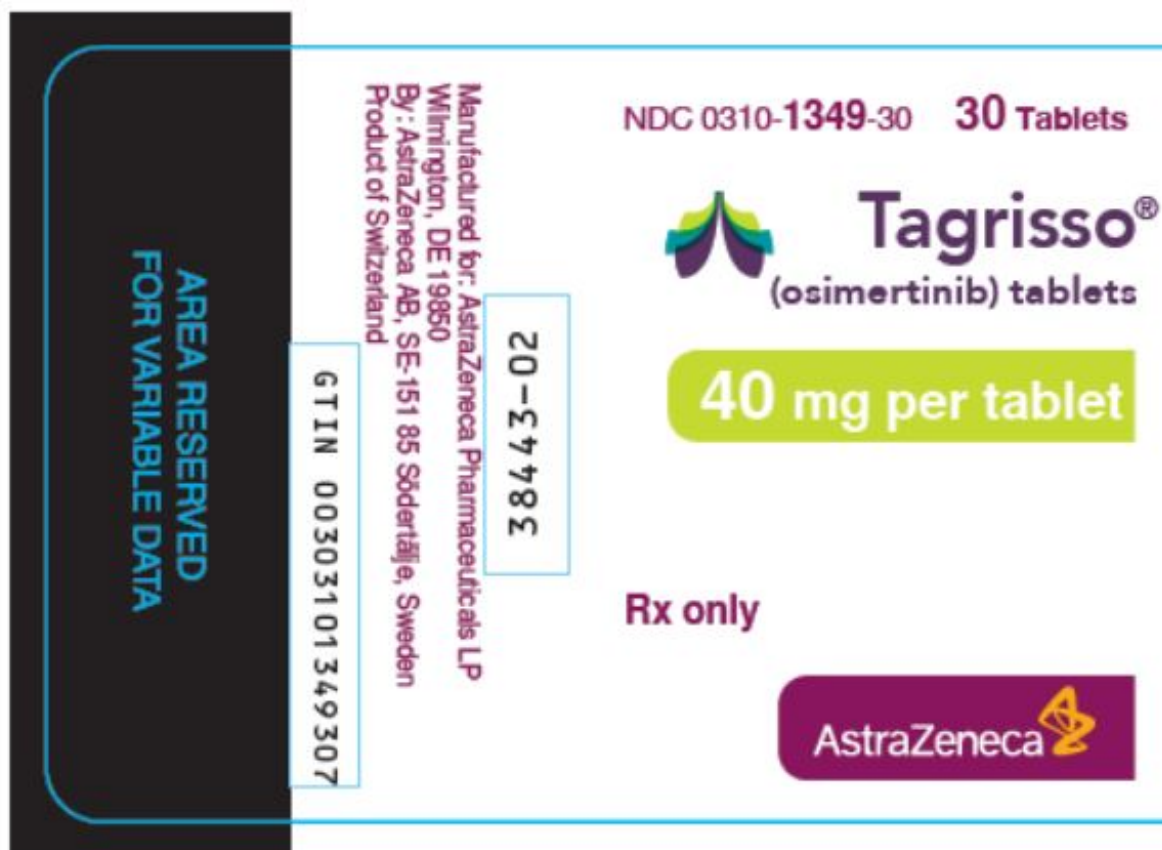
Tagrisso®

(osimertinib) tablets

40 mg per tablet

Rx only

AstraZeneca



PACKAGE/LABEL PRINCIPAL DISPLAY PANEL - 80 mg

NDC 0310-1350-30 **30 Tablets**

Tagrisso®

(osimertinib) tablets

80 mg per tablet

Rx only

AstraZeneca



PACKAGE/LABEL PRINCIPAL DISPLAY PANEL

NDC 0310-1248-30

30 Tablets

Tagrisso®

(osimertinib) tablets

40 mg per tablet

Rx only

AstraZeneca

3 0310-1248-30 3
Each tablet contains 40 mg osimertinib.
USUAL ADULT DOSAGE: See Prescribing Information.
WARNING: As with all medications, keep out of the reach of children.
Store at room temperature between 68° F to 77° F (20° C to 25° C).
TAGRISSO is a trademark of the AstraZeneca group of companies. © AstraZeneca 2024

NDC 0310-1248-30 30 Tablets



Tagrisso[®]
(osimertinib) tablets

40 mg per tablet

Rx only

AstraZeneca

110040554

Manufactured for: AstraZeneca Pharmaceuticals LP
Wilmington, DE 19850
Product of Switzerland

GTIN 00303101248303

Serialized
2D code

SN 00000000000000
EXP YYYY-MM-DD
LOT AB###

PACKAGE/LABEL PRINCIPAL DISPLAY PANEL

NDC 0310-1251-30 30 Tablets

Tagrisso[®]

(osimertinib) tablets

80 mg per tablet

Rx only

AstraZeneca

3 0310-1251-30 3

Each tablet contains 80 mg osimertinib.
USUAL ADULT DOSAGE: See Prescribing Information.
WARNING: As with all medications, keep out of the reach of children.
 Store at room temperature between 68° F to 77° F (20° C to 25° C).
 TAGRISSO is a trademark of the AstraZeneca group of companies. © AstraZeneca 2024

NDC 0310-1251-30 30 Tablets



Tagrisso[®]
(osimertinib) tablets

80 mg per tablet

Rx only



Manufactured for: AstraZeneca Pharmaceuticals LP
 Wilmington, DE 19850
 Product of Switzerland

555040555

GTIN 00303101251303

Serialized
2D code

SN 0000000000000000
 EXP YYYY-MM-DD
 LOT AB###

TAGRISSO			
osimertinib tablet, film coated			
Product Information			
Product Type	HUMAN PRESCRIPTION DRUG	Item Code (Source)	NDC:0310-1349
Route of Administration	ORAL		
Active Ingredient/Active Moiety			
Ingredient Name	Basis of Strength	Strength	
OSIMERTINIB (UNII: 3C06JJ0Z2O) (OSIMERTINIB - UNII:3C06JJ0Z2O)	OSIMERTINIB	40 mg	
Inactive Ingredients			
Ingredient Name	Strength		
MANNITOL (UNII: 3OWL53L36A)			
MICROCRYSTALLINE CELLULOSE (UNII: OP1R32D61U)			
SODIUM STEARYL FUMARATE (UNII: 7CV7WJK4UI)			
POLYVINYL ALCOHOL, UNSPECIFIED (UNII: 532B59J990)			
TITANIUM DIOXIDE (UNII: 15FIX9V2JP)			
POLYETHYLENE GLYCOL 3350 (UNII: G2M7P15E5P)			
TALC (UNII: 7SEV7J4R1U)			
FERRIC OXIDE YELLOW (UNII: EX438O2MRT)			
FERRIC OXIDE RED (UNII: 1K09F3G675)			
FERROSFERRIC OXIDE (UNII: XM0M87F357)			
LOW-SUBSTITUTED HYDROXYPROPYL CELLULOSE, UNSPECIFIED (UNII: 2165RE0K14)			

Product Characteristics

Color	BROWN (beige)	Score	no score
Shape	ROUND (biconvex)	Size	9mm
Flavor		Imprint Code	AZ;40
Contains			

Packaging

#	Item Code	Package Description	Marketing Start Date	Marketing End Date
1	NDC:0310-1349-30	30 in 1 BOTTLE; Type 0: Not a Combination Product	11/13/2015	

Marketing Information

Marketing Category	Application Number or Monograph Citation	Marketing Start Date	Marketing End Date
NDA	NDA208065	11/13/2015	

TAGRISO

osimertinib tablet, film coated

Product Information

Product Type	HUMAN PRESCRIPTION DRUG	Item Code (Source)	NDC:0310-1350
Route of Administration	ORAL		

Active Ingredient/Active Moiety

Ingredient Name	Basis of Strength	Strength
OSIMERTINIB (UNII: 3C06JJ0Z20) (OSIMERTINIB - UNII:3C06JJ0Z20)	OSIMERTINIB	80 mg

Inactive Ingredients

Ingredient Name	Strength
MANNITOL (UNII: 3OWL53L36A)	
MICROCRYSTALLINE CELLULOSE (UNII: OP1R32D61U)	
SODIUM STEARYL FUMARATE (UNII: 7CV7WJK4UI)	
POLYVINYL ALCOHOL, UNSPECIFIED (UNII: 532B59J990)	
TITANIUM DIOXIDE (UNII: 15FIX9V2JP)	
POLYETHYLENE GLYCOL 3350 (UNII: G2M7P15E5P)	
TALC (UNII: 7SEV7J4R1U)	
FERRIC OXIDE YELLOW (UNII: EX438O2MRT)	
FERRIC OXIDE RED (UNII: 1K09F3G675)	
FERROSFERRIC OXIDE (UNII: XM0M87F357)	
LOW-SUBSTITUTED HYDROXYPROPYL CELLULOSE, UNSPECIFIED (UNII: 2165RE0K14)	

Product Characteristics

Color	BROWN (beige)	Score	no score
Shape	OVAL (biconvex)	Size	15mm
Flavor		Imprint Code	AZ;80
Contains			

Packaging

#	Item Code	Package Description	Marketing Start Date	Marketing End Date
1	NDC:0310-1350-30	30 in 1 BOTTLE; Type 0: Not a Combination Product	11/13/2015	
2	NDC:0310-1350-95	1 in 1 CARTON	03/15/2019	
2		10 in 1 BLISTER PACK; Type 0: Not a Combination Product		

Marketing Information

Marketing Category	Application Number or Monograph Citation	Marketing Start Date	Marketing End Date
NDA	NDA208065	11/13/2015	

TAGRISSE

osimertinib tablet, film coated

Product Information

Product Type	HUMAN PRESCRIPTION DRUG	Item Code (Source)	NDC:0310-1248
Route of Administration	ORAL		

Active Ingredient/Active Moiety

Ingredient Name	Basis of Strength	Strength
OSIMERTINIB (UNII: 3C06JJ0Z2O) (OSIMERTINIB - UNII:3C06JJ0Z2O)	OSIMERTINIB	40 mg

Inactive Ingredients

Ingredient Name	Strength
MANNITOL (UNII: 3OWL53L36A)	
MICROCRYSTALLINE CELLULOSE (UNII: OP1R32D61U)	
SODIUM STEARYL FUMARATE (UNII: 7CV7WJK4UI)	
POLYVINYL ALCOHOL, UNSPECIFIED (UNII: 532B59J990)	
TITANIUM DIOXIDE (UNII: 15FIX9V2JP)	
POLYETHYLENE GLYCOL 3350 (UNII: G2M7P15E5P)	
TALC (UNII: 7SEV7J4R1U)	

FERRIC OXIDE YELLOW (UNII: EX438O2MRT)	
FERRIC OXIDE RED (UNII: 1K09F3G675)	
FERROSFERRIC OXIDE (UNII: XM0M87F357)	
LOW-SUBSTITUTED HYDROXYPROPYL CELLULOSE, UNSPECIFIED (UNII: 2165RE0K14)	

Product Characteristics

Color	BROWN (beige)	Score	no score
Shape	ROUND (biconvex)	Size	9mm
Flavor		Imprint Code	AZ;40
Contains			

Packaging

#	Item Code	Package Description	Marketing Start Date	Marketing End Date
1	NDC:0310-1248-30	30 in 1 BOTTLE; Type 0: Not a Combination Product	02/20/2025	

Marketing Information

Marketing Category	Application Number or Monograph Citation	Marketing Start Date	Marketing End Date
NDA	NDA208065	11/13/2015	

TAGRISSE

osimertinib tablet, film coated

Product Information

Product Type	HUMAN PRESCRIPTION DRUG	Item Code (Source)	NDC:0310-1251
Route of Administration	ORAL		

Active Ingredient/Active Moiety

Ingredient Name	Basis of Strength	Strength
OSIMERTINIB (UNII: 3C06JJ0Z20) (OSIMERTINIB - UNII:3C06JJ0Z20)	OSIMERTINIB	80 mg

Inactive Ingredients

Ingredient Name	Strength
MANNITOL (UNII: 3OWL53L36A)	
MICROCRYSTALLINE CELLULOSE (UNII: OP1R32D61U)	
SODIUM STEARYL FUMARATE (UNII: 7CV7WJK4UI)	
POLYVINYL ALCOHOL, UNSPECIFIED (UNII: 532B59J990)	
TITANIUM DIOXIDE (UNII: 15FIX9V2JP)	
POLYETHYLENE GLYCOL 3350 (UNII: G2M7P15E5P)	

TALC (UNII: 7SEV7J4R1U)	
FERRIC OXIDE YELLOW (UNII: EX438O2MRT)	
FERRIC OXIDE RED (UNII: 1K09F3G675)	
FERROSFERRIC OXIDE (UNII: XM0M87F357)	
LOW-SUBSTITUTED HYDROXYPROPYL CELLULOSE, UNSPECIFIED (UNII: 2165RE0K14)	

Product Characteristics

Color	BROWN (beige)	Score	no score
Shape	OVAL (biconvex)	Size	15mm
Flavor		Imprint Code	AZ;80
Contains			

Packaging

#	Item Code	Package Description	Marketing Start Date	Marketing End Date
1	NDC:0310-1251-30	30 in 1 BOTTLE; Type 0: Not a Combination Product	02/21/2025	

Marketing Information

Marketing Category	Application Number or Monograph Citation	Marketing Start Date	Marketing End Date
NDA	NDA208065	11/13/2015	

Labeler - AstraZeneca Pharmaceuticals LP (054743190)

Registrant - AstraZeneca PLC (230790719)

Revised: 9/2024

AstraZeneca Pharmaceuticals LP