

CEFPROZIL - cefprozil tablet, film coated
NorthStar Rx LLC

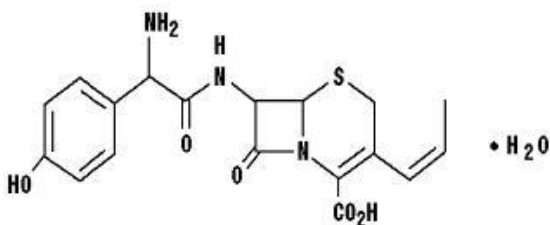
Cefprozil Tablets, USP
Rx Only

To reduce the development of drug-resistant bacteria and maintain the effectiveness of cefprozil and other antibacterial drugs, cefprozil should be used only to treat or prevent infections that are proven or strongly suspected to be caused by bacteria.

DESCRIPTION

Cefprozil is a semi-synthetic broad-spectrum cephalosporin antibiotic.

Cefprozil is a cis and trans isomeric mixture ($\geq 90\%$ cis). The chemical name for the monohydrate is (6*R*,7*R*)-7-[(*R*)-2-Amino-2-(*p*-hydroxyphenyl) acetamido]-8-oxo-3-propenyl-5-thia-1-azabicyclo[4.2.0]oct-2-ene-2-carboxylic acid monohydrate, and the structural formula is:



Cefprozil USP is a white to yellowish powder with a molecular formula for the monohydrate of $C_{18}H_{19}N_3O_5S \cdot H_2O$ and a molecular weight of 407.45.

Cefprozil tablets USP are intended for oral administration.

Cefprozil tablets USP contain cefprozil USP equivalent to 250 mg or 500 mg of anhydrous cefprozil. In addition, each tablet contains the following inactive ingredients: microcrystalline cellulose, sodium starch glycolate, magnesium stearate, hypromellose, polyethylene glycol, polysorbate 80, and titanium dioxide. The 250 mg tablets also contain FD&C Yellow #6 aluminum lake. The tablets are imprinted with edible ink containing shellac glaze, black iron oxide, propylene glycol and ammonium hydroxide.

CLINICAL PHARMACOLOGY

The pharmacokinetic data were derived from the capsule formulation; however, bioequivalence has been demonstrated for the oral solution, capsule, tablet, and suspension formulations under fasting conditions.

Following oral administration of cefprozil to fasting subjects, approximately 95% of the dose was absorbed. The average plasma half-life in normal subjects was 1.3 hours, while the steady-state volume of distribution was estimated to be 0.23 L/kg. The total body

clearance and renal clearance rates were approximately 3 mL/min/kg and 2.3 mL/min/kg, respectively.

Average peak plasma concentrations after administration of 250 mg, 500 mg, or 1 g doses of cefprozil to fasting subjects were approximately 6.1, 10.5, and 18.3 mcg/mL, respectively, and were obtained within 1.5 hours after dosing. Urinary recovery accounted for approximately 60% of the administered dose. (See Table.)

Dosage (mg)	Peak appx. 1.5 h	Mean Plasma Cefprozil Concentrations (mcg/mL)*		8-hour Urinary Excretion (%)
		4 h	8 h	
250 mg	6.1	1.7	0.2	60%
500 mg	10.5	3.2	0.4	62%
1000 mg	18.3	8.4	1.0	54%

*Data represent mean values of 12 healthy volunteers.

During the first 4-hour period after drug administration, the average urine concentrations following 250 mg, 500 mg, and 1 g doses were approximately 700 mcg/mL, 1000 mcg/mL, and 2900 mcg/mL, respectively.

Administration of cefprozil with food did not affect the extent of absorption (AUC) or the peak plasma concentration (C_{max}) of cefprozil. However, there was an increase of 0.25 to 0.75 hours in the time to maximum plasma concentration of cefprozil (T_{max}).

The bioavailability of the capsule formulation of cefprozil was not affected when administered 5 minutes following an antacid.

Plasma protein binding is approximately 36% and is independent of concentration in the range of 2 mcg/mL to 20 mcg/mL.

There was no evidence of accumulation of cefprozil in the plasma in individuals with normal renal function following multiple oral doses of up to 1000 mg every 8 hours for 10 days.

In patients with reduced renal function, the plasma half-life may be prolonged up to 5.2 hours depending on the degree of the renal dysfunction. In patients with complete absence of renal function, the plasma half-life of cefprozil has been shown to be as long as 5.9 hours. The half-life is shortened during hemodialysis. Excretion pathways in patients with markedly impaired renal function have not been determined. (See **PRECAUTIONS** and **DOSAGE AND ADMINISTRATION**.)

In patients with impaired hepatic function, the half-life increases to approximately 2 hours. The magnitude of the changes does not warrant a dosage adjustment for patients with impaired hepatic function.

Healthy geriatric volunteers (≥ 65 years old) who received a single 1 g dose of cefprozil had 35% to 60% higher AUC and 40% lower renal clearance values compared with healthy adult volunteers 20 to 40 years of age. The average AUC in young and elderly female subjects was approximately 15% to 20% higher than in young and elderly male subjects. The magnitude of these age- and gender-related changes in the pharmacokinetics of cefprozil is not sufficient to necessitate dosage adjustments.

Adequate data on CSF levels of cefprozil are not available.

Comparable pharmacokinetic parameters of cefprozil are observed between pediatric patients (6 months to 12 years) and adults following oral administration of selected matched doses. The maximum concentrations are achieved at 1 to 2 hours after dosing.

The plasma elimination half-life is approximately 1.5 hours. In general, the observed plasma concentrations of cefprozil in pediatric patients at the 7.5, 15, and 30 mg/kg doses are similar to those observed within the same time frame in normal adult subjects at the 250, 500, and 1000 mg doses, respectively. The comparative plasma concentrations of cefprozil in pediatric patients and adult subjects at the equivalent dose level are presented in the table below.

		Mean (SD) Plasma Cefprozil Concentrations (mcg/mL)				
Population	Dose	1 h	2 h	4 h	6 h	T _{1/2} (h)
children (n=18)	7.5 mg/kg	4.70 (1.57)	3.99 (1.24)	0.91 (0.30)	0.23 ^a (0.13)	0.94 (0.32)
adults (n=12)	250 mg	4.82 (2.13)	4.92 (1.13)	1.70 ^b (0.53)	0.53 (0.17)	1.28 (0.34)
children (n=19)	15 mg/kg	10.86 (2.55)	8.47 (2.03)	2.75 (1.07)	0.61 ^c (0.27)	1.24 (0.43)
adults (n=12)	500 mg	8.39 (1.95)	9.42 (0.98)	3.18 ^d (0.76)	1.00 ^d (0.24)	1.29 (0.14)
children (n=10)	30 mg/kg	16.69 (4.26)	17.61 (6.39)	8.66 (2.70)	—	2.06 (0.21)
adults (n=12)	1000 mg	11.99 (4.67)	16.95 (4.07)	8.36 (4.13)	2.79 (1.77)	1.27 (0.12)

^an=11; ^bn=5; ^cn=9; ^dn=11.

Microbiology

Cefprozil has *in vitro* activity against a broad range of gram-positive and gram-negative bacteria. The bactericidal action of cefprozil results from inhibition of cell-wall synthesis. Cefprozil has been shown to be active against most strains of the following microorganisms both *in vitro* and in clinical infections as described in the **INDICATIONS AND USAGE** section.

Aerobic gram-positive microorganisms:	Aerobic gram-negative microorganisms:
<i>Staphylococcus aureus</i> (including β -lactamase-producing strains)	<i>Haemophilus influenzae</i> (including β -lactamase-producing strains)
NOTE: Cefprozil is inactive against methicillin-resistant staphylococci.	<i>Moraxella (Branhamella) catarrhalis</i> (including β -lactamase-producing strains)
<i>Streptococcus pneumoniae</i>	
<i>Streptococcus pyogenes</i>	

The following *in vitro* data are available; however, their clinical significance is unknown. Cefprozil exhibits *in vitro* minimum inhibitory concentrations (MICs) of 8 mcg/mL or less against most ($\geq 90\%$) strains of the following microorganisms; however, the safety and effectiveness of cefprozil in treating clinical infections due to these microorganisms have not been established in adequate and well-controlled clinical trials.

Aerobic gram-positive microorganisms:

Enterococcus durans

Staphylococcus warneri

Enterococcus faecalis
Listeria monocytogenes
Staphylococcus epidermidis
Staphylococcus saprophyticus

Streptococcus agalactiae
Streptococci (Groups C,D,F, and G)
viridans group Streptococci

NOTE: Cefprozil is inactive against *Enterococcus faecium*.

Aerobic gram-negative microorganisms:

Citrobacter diversus
Escherichia coli
Klebsiella pneumoniae
Neisseria gonorrhoeae
(including β -lactamase-producing strains)

Proteus mirabilis
Salmonella spp.
Shigella spp.
Vibrio spp.

NOTE: Cefprozil is inactive against most strains of *Acinetobacter*, *Enterobacter*, *Morganella morganii*, *Proteus vulgaris*, *Providencia*, *Pseudomonas*, and *Serratia*.

Anaerobic microorganisms:

Prevotella (Bacteroides) melaninogenicus
Clostridium difficile
Clostridium perfringens

Fusobacterium spp.
Peptostreptococcus spp.
Propionibacterium acnes

NOTE: Most strains of the *Bacteroides fragilis* group are resistant to cefprozil.

Susceptibility Testing

For specific information regarding susceptibility test interpretive criteria and associated test methods and quality control standards recognized by FDA for this drug, please see: <https://www.fda.gov/STIC>.

INDICATIONS AND USAGE

To reduce the development of drug-resistant bacteria and maintain the effectiveness of cefprozil and other antibacterial drugs, cefprozil should be used only to treat or prevent infections that are proven or strongly suspected to be caused by susceptible bacteria. When culture and susceptibility information are available, they should be considered in selecting or modifying antibacterial therapy. In the absence of such data, local epidemiology and susceptibility patterns may contribute to the empiric selection of therapy.

Cefprozil tablets are indicated for the treatment of patients with mild to moderate infections caused by susceptible strains of the designated microorganisms in the conditions listed below:

UPPER RESPIRATORY TRACT

Pharyngitis/tonsillitis caused by *Streptococcus pyogenes*.

NOTE: The usual drug of choice in the treatment and prevention of streptococcal infections, including the prophylaxis of rheumatic fever, is penicillin given by the intramuscular route. Cefprozil is generally effective in the eradication of *Streptococcus pyogenes* from the nasopharynx; however, substantial data establishing the efficacy of cefprozil in the subsequent prevention of rheumatic fever are not available at present.

Otitis Media caused by *Streptococcus pneumoniae*, *Haemophilus influenzae* (including β -lactamase-producing strains), and *Moraxella (Branhamella) catarrhalis* (including β -

lactamase-producing strains). (See **CLINICAL STUDIES**.)

NOTE: In the treatment of otitis media due to β -lactamase producing organisms, cefprozil had bacteriologic eradication rates somewhat lower than those observed with a product containing a specific β -lactamase inhibitor. In considering the use of cefprozil, lower overall eradication rates should be balanced against the susceptibility patterns of the common microbes in a given geographic area and the increased potential for toxicity with products containing β -lactamase inhibitors.

Acute Sinusitis caused by *Streptococcus pneumoniae*, *Haemophilus influenzae* (including β -lactamase-producing strains), and *Moraxella (Branhamella) catarrhalis* (including β -lactamase-producing strains).

LOWER RESPIRATORY TRACT

Acute Bacterial Exacerbation of Chronic Bronchitis caused by *Streptococcus pneumoniae*, *Haemophilus influenzae* (including β -lactamase-producing strains), and *Moraxella (Branhamella) catarrhalis* (including β -lactamase-producing strains).

SKIN AND SKIN STRUCTURE

Uncomplicated Skin and Skin-Structure Infections caused by *Staphylococcus aureus* (including penicillinase-producing strains) and *Streptococcus pyogenes*. Abscesses usually require surgical drainage.

CONTRAINDICATIONS

Cefprozil tablets are contraindicated in patients with known allergy to the cephalosporin class of antibiotics.

WARNINGS

BEFORE THERAPY WITH CEFPROZIL IS INSTITUTED, CAREFUL INQUIRY SHOULD BE MADE TO DETERMINE WHETHER THE PATIENT HAS HAD PREVIOUS HYPERSENSITIVITY REACTIONS TO CEFPROZIL, CEPHALOSPORINS, PENICILLINS, OR OTHER DRUGS. IF THIS PRODUCT IS TO BE GIVEN TO PENICILLIN-SENSITIVE PATIENTS, CAUTION SHOULD BE EXERCISED BECAUSE CROSS-SENSITIVITY AMONG β -LACTAM ANTIBIOTICS HAS BEEN CLEARLY DOCUMENTED AND MAY OCCUR IN UP TO 10% OF PATIENTS WITH A HISTORY OF PENICILLIN ALLERGY. IF AN ALLERGIC REACTION TO CEFPROZIL OCCURS, DISCONTINUE THE DRUG. SERIOUS ACUTE HYPERSENSITIVITY REACTIONS MAY REQUIRE TREATMENT WITH EPINEPHRINE AND OTHER EMERGENCY MEASURES, INCLUDING OXYGEN, INTRAVENOUS FLUIDS, INTRAVENOUS ANTIHISTAMINES, CORTICOSTEROIDS, PRESSOR AMINES, AND AIRWAY MANAGEMENT, AS CLINICALLY INDICATED.

Clostridium difficile associated diarrhea (CDAD) has been reported with use of nearly all antibacterial agents, including cefprozil, and may range in severity from mild diarrhea to fatal colitis. Treatment with antibacterial agents alters the normal flora of the colon leading to overgrowth of *C. difficile*.

C. difficile produces toxins A and B which contribute to the development of CDAD. Hypertoxin-producing strains of *C. difficile* cause increased morbidity and mortality, as these infections can be refractory to antimicrobial therapy and may require colectomy. CDAD must be considered in all patients who present with diarrhea following antibiotic use. Careful medical history is necessary since CDAD has been reported to occur over two months after the administration of antibacterial agents.

If CDAD is suspected or confirmed, ongoing antibiotic use not directed against *C. difficile* may need to be discontinued. Appropriate fluid and electrolyte management, protein supplementation, antibiotic treatment of *C. difficile*, and surgical evaluation should be instituted as clinically indicated.

PRECAUTIONS

General

Prescribing cefprozil tablets in the absence of proven or strongly suspected bacterial infection or a prophylactic indication is unlikely to provide benefit to the patient and increases the risk of the development of drug-resistant bacteria.

In patients with known or suspected renal impairment (see **DOSAGE AND ADMINISTRATION**), careful clinical observation and appropriate laboratory studies should be done prior to and during therapy. The total daily dose of cefprozil tablets should be reduced in these patients because high and/or prolonged plasma antibiotic concentrations can occur in such individuals from usual doses. Cephalosporins, including cefprozil tablets, should be given with caution to patients receiving concurrent treatment with potent diuretics since these agents are suspected of adversely affecting renal function.

Prolonged use of cefprozil tablets may result in the overgrowth of nonsusceptible organisms. Careful observation of the patient is essential. If superinfection occurs during therapy, appropriate measures should be taken.

Cefprozil should be prescribed with caution in individuals with a history of gastrointestinal disease particularly colitis.

Positive direct Coombs' tests have been reported during treatment with cephalosporin antibiotics.

Information for Patients

Patients should be counseled that antibacterial drugs including cefprozil tablets should only be used to treat bacterial infections. They do not treat viral infections (e.g., the common cold). When cefprozil tablets are prescribed to treat a bacterial infection, patients should be told that although it is common to feel better early in the course of therapy, the medication should be taken exactly as directed. Skipping doses or not completing the full course of therapy may (1) decrease the effectiveness of the immediate treatment and (2) increase the likelihood that bacteria will develop resistance and will not be treatable by cefprozil tablets or other antibacterial drugs in the future.

Diarrhea is a common problem caused by antibiotics which usually ends when the antibiotic is discontinued. Sometimes after starting treatment with antibiotics, patients can develop watery and bloody stools (with or without stomach cramps and fever) even as late as two or more months after having taken the last dose of the antibiotic. If this occurs, patients should contact their physician as soon as possible.

Drug Interactions

Nephrotoxicity has been reported following concomitant administration of aminoglycoside antibiotics and cephalosporin antibiotics. Concomitant administration of probenecid doubled the AUC for cefprozil.

The bioavailability of the capsule formulation of cefprozil was not affected when

administered 5 minutes following an antacid.

Drug/laboratory Test Interactions

Cephalosporin antibiotics may produce a false positive reaction for glucose in the urine with copper reduction tests (Benedict's or Fehling's solution or with Clinitest[®] tablets¹), but not with enzyme-based tests for glycosuria (e.g., Clinistix[®]). A false negative reaction may occur in the ferricyanide test for blood glucose. The presence of cefprozil in the blood does not interfere with the assay of plasma or urine creatinine by the alkaline picrate method.

¹ Clinitest[®] and Clinistix[®] are registered trademarks of Bayer Healthcare LLC.

Carcinogenesis, Mutagenesis, Impairment of Fertility

Long term *in vivo* studies have not been performed to evaluate the carcinogenic potential of cefprozil.

Cefprozil was not found to be mutagenic in either the Ames *Salmonella* or *E. coli* WP2 *uvrA* reversion assays or the Chinese hamster ovary cell HGPRT forward gene mutation assay and it did not induce chromosomal abnormalities in Chinese hamster ovary cells or unscheduled DNA synthesis in rat hepatocytes *in vitro*. Chromosomal aberrations were not observed in bone marrow cells from rats dosed orally with over 30 times the highest recommended human dose based upon mg/m².

Impairment of fertility was not observed in male or female rats given oral doses of cefprozil up to 18.5 times the highest recommended human dose based upon mg/m².

Pregnancy

Teratogenic Effects: Pregnancy Category B

Reproduction studies have been performed in rabbits, mice, and rats using oral doses of cefprozil of 0.8, 8.5, and 18.5 times the maximum daily human dose (1000 mg) based upon mg/m², and have revealed no harm to the fetus. There are, however, no adequate and well-controlled studies in pregnant women. Because animal reproduction studies are not always predictive of human response, this drug should be used during pregnancy only if clearly needed.

Labor and Delivery

Cefprozil has not been studied for use during labor and delivery. Treatment should only be given if clearly needed.

Nursing Mothers

Small amounts of cefprozil (<0.3% of dose) have been detected in human milk following administration of a single 1 gram dose to lactating women. The average levels over 24 hours ranged from 0.25 to 3.3 mcg/mL. Caution should be exercised when cefprozil tablets are administered to a nursing woman, since the effect of cefprozil on nursing infants is unknown.

Pediatric Use

(See INDICATIONS AND USAGE and DOSAGE AND ADMINISTRATION.)

The safety and effectiveness of cefprozil in the treatment of otitis media have been established in the age groups 6 months to 12 years. Use of cefprozil tablets for the treatment of otitis media is supported by evidence from adequate and well-controlled studies of cefprozil in pediatric patients. (See **CLINICAL STUDIES**.)

The safety and effectiveness of cefprozil in the treatment of pharyngitis/tonsillitis or uncomplicated skin and skin-structure infections have been established in the age groups 2 to 12 years. Use of cefprozil for the treatment of these infections is supported by evidence from adequate and well-controlled studies of cefprozil in pediatric patients.

The safety and effectiveness of cefprozil in the treatment of acute sinusitis have been established in the age groups 6 months to 12 years. Use of cefprozil in these age groups is supported by evidence from adequate and well-controlled studies of cefprozil in adults.

Safety and effectiveness in pediatric patients below the age of 6 months have not been established for the treatment of otitis media or acute sinusitis, or below the age of 2 years for the treatment of pharyngitis/tonsillitis or uncomplicated skin and skin-structure infections. However, accumulation of other cephalosporin antibiotics in newborn infants (resulting from prolonged drug half-life in this age group) has been reported.

Geriatric Use

Of the more than 4500 adults treated with cefprozil tablets in clinical studies, 14% were 65 years and older, while 5% were 75 years and older. When geriatric patients received the usual recommended adult doses, their clinical efficacy and safety were comparable to clinical efficacy and safety in nongeriatric adult patients. Other reported clinical experience has not identified differences in responses between elderly and younger patients, but greater sensitivity of some older individuals to the effects of cefprozil tablets cannot be excluded (see **CLINICAL PHARMACOLOGY**).

Cefprozil is known to be substantially excreted by the kidney, and the risk of toxic reactions to this drug may be greater in patients with impaired renal function. Because elderly patients are more likely to have decreased renal function, care should be taken in dose selection and it may be useful to monitor renal function. See **DOSAGE AND ADMINISTRATION** for dosing recommendations for patients with impaired renal function.

ADVERSE REACTIONS

The adverse reactions to cefprozil are similar to those observed with other orally administered cephalosporins. Cefprozil was usually well tolerated in controlled clinical trials. Approximately 2% of patients discontinued cefprozil therapy due to adverse events.

The most common adverse effects observed in patients treated with cefprozil are:

Gastrointestinal: Diarrhea (2.9%), nausea (3.5%), vomiting (1%), and abdominal pain (1%).

Hepatobiliary: Elevations of AST (SGOT) (2%), ALT (SGPT) (2%), alkaline phosphatase (0.2%), and bilirubin values (<0.1%). As with some penicillins and some other cephalosporin antibiotics, cholestatic jaundice has been reported rarely.

Hypersensitivity: Rash (0.9%), urticaria (0.1%). Such reactions have been reported more frequently in children than in adults. Signs and symptoms usually occur a few days after initiation of therapy and subside within a few days after cessation of therapy.

CNS: Dizziness (1%), hyperactivity, headache, nervousness, insomnia, confusion, and somnolence have been reported rarely (<1%). All were reversible.

Hematopoietic: Decreased leukocyte count (0.2%), eosinophilia (2.3%).

Renal: Elevated BUN (0.1%), serum creatinine (0.1%).

Other: Diaper rash and superinfection (1.5%), genital pruritus and vaginitis (1.6%).

The following adverse events, regardless of established causal relationship to cefprozil tablets, have been rarely reported during postmarketing surveillance: anaphylaxis, angioedema, colitis (including pseudomembranous colitis), erythema multiforme, fever, serum-sickness like reactions, Stevens-Johnson syndrome, and thrombocytopenia.

Cephalosporin class paragraph

In addition to the adverse reactions listed above which have been observed in patients treated with cefprozil, the following adverse reactions and altered laboratory tests have been reported for cephalosporin-class antibiotics:

Aplastic anemia, hemolytic anemia, hemorrhage, renal dysfunction, toxic epidermal necrolysis, toxic nephropathy, prolonged prothrombin time, positive Coombs' test, elevated LDH, pancytopenia, neutropenia, agranulocytosis.

Several cephalosporins have been implicated in triggering seizures, particularly in patients with renal impairment, when the dosage was not reduced. (See **DOSAGE AND ADMINISTRATION** and **OVERDOSAGE**.) If seizures associated with drug therapy occur, the drug should be discontinued. Anticonvulsant therapy can be given if clinically indicated.

OVERDOSAGE

Single 5000 mg/kg oral doses of cefprozil caused no mortality or signs of toxicity in adult, weanling, or neonatal rats, or adult mice. A single oral dose of 3000 mg/kg caused diarrhea and loss of appetite in cynomolgus monkeys, but no mortality.

Cefprozil is eliminated primarily by the kidneys. In case of severe overdosage, especially in patients with compromised renal function, hemodialysis will aid in the removal of cefprozil from the body.

DOSAGE AND ADMINISTRATION

Cefprozil tablets are administered orally.

Population/Infection	Dosage (mg)	Duration (days)
ADULTS (13 years and older)		
UPPER RESPIRATORY TRACT		
Pharyngitis/Tonsillitis	500 q24h	10 ^a
Acute Sinusitis (For moderate to severe infections, the higher dose should be used)	250 q12h or 500 q12h	10
LOWER RESPIRATORY TRACT		

Acute Bacterial Exacerbation of Chronic Bronchitis	500 q12h	10
SKIN AND SKIN STRUCTURE		
Uncomplicated Skin and Skin Structure Infections	250 q12h or 500 q24h or 500 q12h	10
CHILDREN (2 years to 12 years)		
UPPER RESPIRATORY TRACT ^b		
Pharyngitis/Tonsillitis	7.5 mg/kg q12h	10 ^a
SKIN AND SKIN STRUCTURE		
Uncomplicated Skin and Skin Structure Infections	20 mg/kg q24h	10
INFANTS & CHILDREN (6 months to 12 years)		
UPPER RESPIRATORY TRACT ^b		
Otitis Media (See INDICATIONS AND USAGE and CLINICAL STUDIES)	15 mg/kg q12h	10
Acute Sinusitis (For moderate to severe infections, the higher dose should be used)	7.5 mg/kg q12h or 15 mg/kg q12h	10

^a In the treatment of infections due to *Streptococcus pyogenes*, cefprozil should be administered for at least 10 days.

^b Not to exceed recommended adult doses.

Renal Impairment

Cefprozil may be administered to patients with impaired renal function. The following dosage schedule should be used.

Creatinine Clearance (mL/min)	Dosage (mg)	Dosing Interval
30 to 120	standard	standard
0 to 29*	50% of standard	standard

* Cefprozil is in part removed by hemodialysis; therefore, cefprozil should be administered after the completion of hemodialysis.

Hepatic Impairment

No dosage adjustment is necessary for patients with impaired hepatic function.

HOW SUPPLIED

Cefprozil Tablets, USP 250 mg are orange colored, biconvex, film-coated capsule-shaped tablets, imprinted "C16" with black ink on one side.

Bottles of 100

NDC 16714-398-01

Cefprozil Tablets, USP 500 mg are white, biconvex, film-coated capsule-shaped tablets, imprinted "C17" with black ink on one side.

Bottles of 50

NDC 16714-399-01

Store at 20° to 25°C (68° to 77°F); excursions permitted to 15° to 30°C (59° to 86°F) [see USP Controlled Room Temperature].

CLINICAL STUDIES

Study One:

In a controlled clinical study of **acute otitis media** performed in the United States where significant rates of β -lactamase-producing organisms were found, cefprozil was compared to an oral antimicrobial agent that contained a specific β -lactamase inhibitor. In this study, using very strict evaluability criteria and microbiologic and clinical response criteria at the 10 to 16 days post-therapy follow-up, the following presumptive bacterial eradication/clinical cure outcomes (i.e., clinical success) and safety results were obtained:

U.S. Acute Otitis Media Study Cefprozil vs β -lactamase inhibitor-containing control drug

EFFICACY:		
Pathogen	% of Cases with Pathogen (n=155)	Outcome
<i>S. pneumoniae</i>	48.4%	cefprozil success rate 5% better than control
<i>H. influenzae</i>	35.5%	cefprozil success rate 17% less than control
<i>M. catarrhalis</i>	13.5%	cefprozil success rate 12% less than control
<i>S. pyogenes</i>	2.6%	cefprozil equivalent to control
Overall	100.0%	cefprozil success rate 5% less than control

SAFETY:

The incidences of adverse events, primarily diarrhea and rash*, were clinically and statistically significantly higher in the control arm versus the cefprozil arm.

Age Group	Cefprozil	Control
6 months to 2 years	21%	41%
3 to 12 years	10%	19%

*The majority of these involved the diaper area in young children.

Study Two:

In a controlled clinical study of **acute otitis media** performed in Europe, cefprozil was compared to an oral antimicrobial agent that contained a specific β -lactamase inhibitor. As expected in a European population, this study population had a lower incidence of β -lactamase-producing organisms than usually seen in U.S. trials. In this study, using very strict evaluability criteria and microbiologic and clinical response criteria at the 10 to 16 days post-therapy follow-up, the following presumptive bacterial eradication/clinical cure outcomes (i.e., clinical success) were obtained:

European Acute Otitis Media Study Cefprozil vs β -lactamase inhibitor-containing control drug

EFFICACY:		
Pathogen	% of Cases with Pathogen (n=47)	Outcome

<i>S. pneumoniae</i>	51.0%	cefprozil equivalent to control
<i>H. influenzae</i>	29.8%	cefprozil equivalent to control
<i>M. catarrhalis</i>	6.4%	cefprozil equivalent to control
<i>S. pyogenes</i>	12.8%	cefprozil equivalent to control
Overall	100.0%	cefprozil equivalent to control

SAFETY:

The incidence of adverse events in the cefprozil arm was comparable to the incidence of adverse events in the control arm (agent that contained a specific β -lactamase inhibitor).

Manufactured for: Northstar Rx LLC
Memphis, TN 38141.

Manufactured by: Aurobindo Pharma Limited
Chitkul (V)-502 307, India

M.L.No.: 78/MD/AP/96/F/B/R

Revised: 11/2018

PACKAGE LABEL-PRINCIPAL DISPLAY PANEL - 250 mg (100 Tablet Bottle)

R_x only
NDC 16714-398-01
Cefprozil
Tablets, USP
250 mg
100 Tablets
Northstar Rx™



Each film-coated tablet contains:
Cefprozil equivalent to 250 mg anhydrous cefprozil USP.

Usual Dosage: See package insert for Dosage and Administration.

Dispense in a tight, light-resistant container as defined in the USP.

Keep this and all drugs out of the reach of children.


Store at 20° to 25°C (68° to 77°F); excursions permitted to 15° to 30°C (59° to 86°F) [see USP Controlled Room Temperature].

M.L.No.: 78/MD/AP/96/F/B/R
Revised: 11/2017

Manufactured for:
Northstar Rx LLC
Memphis, TN 38141.

Manufactured by:
Aurobindo Pharma Limited
Chitkul (V)-502 307, India.

Product of India



P 1 4 1 6 9 9 9



PACKAGE LABEL-PRINCIPAL DISPLAY PANEL - 500 mg (50 Tablet Bottle)

R_x only
NDC 16714-399-01
Cefprozil
Tablets, USP
500 mg
50 Tablets
Northstar Rx™



Each film-coated tablet contains:
 Cefprozil equivalent to 500 mg anhydrous cefprozil USP.

Usual Dosage: See package insert for Dosage and Administration.

Dispense in a tight, light-resistant container as defined in the USP.

Keep this and all drugs out of the reach of children.

Store at 20° to 25°C (68° to 77°F); excursions permitted to 15° to 30°C (59° to 86°F) [see USP Controlled Room Temperature].


M.L.No.: 78/MD/AP/96/F/B/R

Revised: 11/2017

Manufactured for:
 Northstar Rx LLC
 Memphis, TN 38141.

Manufactured by:
 Aurobindo Pharma Limited
 Chitkul (V)-502 307, India.

Product of India



P 14 17 000

CEFPROZIL

cefprozil tablet, film coated

Product Information

Product Type	HUMAN PRESCRIPTION DRUG	Item Code (Source)	NDC:16714-398
Route of Administration	ORAL		

Active Ingredient/Active Moiety

Ingredient Name	Basis of Strength	Strength
CEFPROZIL (UNII: 4W0459Z A4V) (CEFPROZIL ANHYDROUS - UNII:1M698F4H4E)	CEFPROZIL ANHYDROUS	250 mg

Inactive Ingredients

Ingredient Name	Strength
MICROCRYSTALLINE CELLULOSE (UNII: OP1R32D61U)	
SODIUM STARCH GLYCOLATE TYPE A POTATO (UNII: 5856J3G2A2)	
MAGNESIUM STEARATE (UNII: 70097M6130)	
HYPROMELLOSE 2910 (3 MPA.S) (UNII: 0VUT3PMY82)	
HYPROMELLOSE 2910 (6 MPA.S) (UNII: 0WZ8WG20P6)	
POLYETHYLENE GLYCOL 400 (UNII: B6978945GQ)	
POLYSORBATE 80 (UNII: 6OZP39ZG8H)	
TITANIUM DIOXIDE (UNII: 15FIX9V2JP)	
FD&C YELLOW NO. 6 (UNII: H77VEI93A8)	
SHELLAC (UNII: 46N107B710)	
FERROSFERRIC OXIDE (UNII: XM0M87F357)	
PROPYLENE GLYCOL (UNII: 6DC9Q167V3)	
AMMONIA (UNII: 5138Q19F1X)	

Product Characteristics

Color	ORANGE	Score	no score
Shape	CAPSULE (Biconvex)	Size	14mm
Flavor		Imprint Code	C16
Contains			

Packaging				
#	Item Code	Package Description	Marketing Start Date	Marketing End Date
1	NDC:16714-398-01	100 in 1 BOTTLE; Type 0: Not a Combination Product	05/24/2007	

Marketing Information			
Marketing Category	Application Number or Monograph Citation	Marketing Start Date	Marketing End Date
ANDA	ANDA065340	05/24/2007	

CEFPROZIL

cefprozil tablet, film coated

Product Information			
Product Type	HUMAN PRESCRIPTION DRUG	Item Code (Source)	NDC:16714-399
Route of Administration	ORAL		

Active Ingredient/Active Moiety		
Ingredient Name	Basis of Strength	Strength
CEFPROZIL (UNII: 4W0459ZA4V) (CEFPROZIL ANHYDROUS - UNII:1M698F4H4E)	CEFPROZIL ANHYDROUS	500 mg

Inactive Ingredients	
Ingredient Name	Strength
MICROCRYSTALLINE CELLULOSE (UNII: OP1R32D61U)	
SODIUM STARCH GLYCOLATE TYPE A POTATO (UNII: 5856J3G2A2)	
MAGNESIUM STEARATE (UNII: 70097M6I30)	
HYPROMELLOSE 2910 (5 MPA.S) (UNII: R75537T0T4)	
POLYETHYLENE GLYCOL 400 (UNII: B697894SGQ)	
POLYSORBATE 80 (UNII: 6OZP39ZG8H)	
TITANIUM DIOXIDE (UNII: 15FIX9V2JP)	
SHELLAC (UNII: 46N107B71O)	
FERROSFERRIC OXIDE (UNII: XM0M87F357)	
PROPYLENE GLYCOL (UNII: 6DC9Q167V3)	
AMMONIA (UNII: 5138Q19F1X)	

Product Characteristics			
Color	WHITE	Score	no score
Shape	CAPSULE (Biconvex)	Size	18mm
Flavor		Imprint Code	C17
Contains			

Packaging				
#	Item Code	Package Description	Marketing Start Date	Marketing End Date
1	NDC:16714-399-01	50 in 1 BOTTLE; Type 0: Not a Combination Product	05/24/2007	

Marketing Information

Marketing Category	Application Number or Monograph Citation	Marketing Start Date	Marketing End Date
ANDA	ANDA065340	05/24/2007	

Labeler - NorthStar Rx LLC (830546433)

Registrant - Aurobindo Pharma Limited (650082092)

Establishment

Name	Address	ID/FEI	Business Operations
Aurobindo Pharma Limited		918917639	ANALYSIS(16714-398, 16714-399) , MANUFACTURE(16714-398, 16714-399)

Revised: 5/2024

NorthStar Rx LLC