

**MAGNESIUM SULFATE - magnesium sulfate heptahydrate injection, solution**  
**Camber Pharmaceuticals, Inc.**

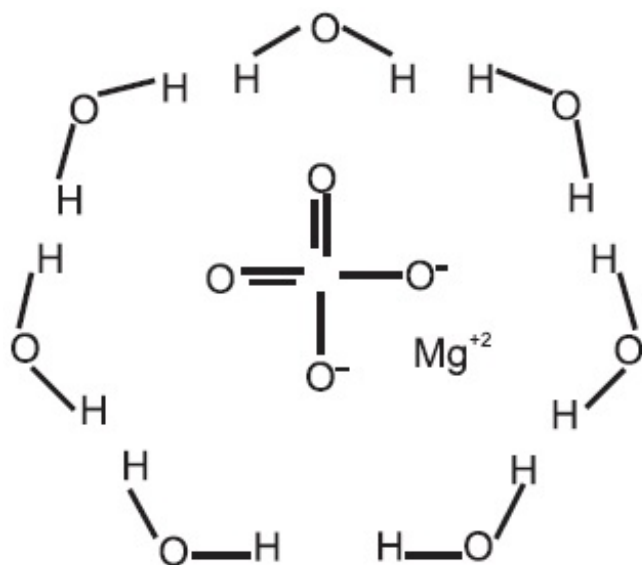
-----  
**Magnesium Sulfate Injection, USP**  
**50%**  
**Rx only**

**DESCRIPTION:**

Magnesium Sulfate Injection, USP is a sterile, nonpyrogenic, concentrated solution of magnesium sulfate heptahydrate in Water for Injection. It is administered by the intravenous (IV) or intramuscular (IM) routes as an electrolyte replenisher or anticonvulsant. Must be diluted before IV use.

Each mL contains: Magnesium sulfate heptahydrate, USP 500 mg; water for injection, q.s. Sulfuric acid and/or sodium hydroxide may have been added for pH adjustment. The pH of a 5% solution is between 5.5 and 7.0. (Osmolarity: 4,060 mOsmol/L (calc.); 2.03 mM/mL magnesium sulfate anhydrous; 4.06 mEq/mL magnesium sulfate anhydrous). The solution contains no bacteriostat, antimicrobial agent or added buffer (except for pH adjustment) and is intended only for use as a single dose injection. When smaller doses are required the unused portion should be discarded with the entire unit.

Magnesium sulfate heptahydrate, USP is chemically designated  $\text{MgSO}_4 \cdot 7\text{H}_2\text{O}$ , with a molecular weight of 246.47 and occurs as colorless crystals or white powder freely soluble in water. The chemical structure is



**CLINICAL PHARMACOLOGY:**

Magnesium is an important cofactor for enzymatic reactions and plays an important role in neurochemical transmission and muscular excitability.

As a nutritional adjunct in hyperalimentation, the precise mechanism of action for magnesium is uncertain. Early symptoms of hypomagnesemia (less than 1.5 mEq/L) may develop as early as three to four days or within weeks.

Predominant deficiency effects are neurological, e.g., muscle irritability, clonic twitching and tremors. Hypocalcemia and hypokalemia often follow low serum levels of magnesium. While there are large stores of magnesium present intracellularly and in the bones of adults, these stores often are not mobilized sufficiently to maintain plasma levels. Parenteral magnesium therapy repairs the plasma deficit and causes deficiency symptoms and signs to cease.

Magnesium prevents or controls convulsions by blocking neuromuscular transmission and decreasing the amount of acetylcholine liberated at the end-plate by the motor nerve impulse. Magnesium is said to have a depressant effect on the central nervous system (CNS), but it does not adversely affect the woman, fetus or neonate when used as directed in eclampsia or pre-eclampsia. Normal plasma magnesium levels range from 1.5 to 2.5 mEq/L.

As plasma magnesium rises above 4 mEq/L, the deep tendon reflexes are first decreased and then disappear as the plasma level approaches 10 mEq/L. At this level respiratory paralysis may occur. Heart block also may occur at this or lower plasma levels of magnesium. Serum magnesium concentrations in excess of 12 mEq/L may be fatal.

Magnesium acts peripherally to produce vasodilation. With low doses only flushing and sweating occur, but larger doses cause lowering of blood pressure. The central and peripheral effects of magnesium poisoning are antagonized to some extent by IV administration of calcium.

### ***Pharmacokinetics***

With IV administration the onset of anticonvulsant action is immediate and lasts about 30 minutes. Following IM administration, the onset of action occurs in about one hour and persists for three to four hours. Effective anticonvulsant serum levels range from 2.5 to 7.5 mEq/L. Magnesium is excreted solely by the kidneys at a rate proportional to the plasma concentration and glomerular filtration.

## **INDICATIONS AND USAGE:**

Magnesium Sulfate Injection, USP is suitable for replacement therapy in magnesium deficiency, especially in acute hypomagnesemia accompanied by signs of tetany similar to those observed in hypocalcemia. In such cases, the serum magnesium level is usually below the lower limit of normal (1.5 to 2.5 mEq/L) and the serum calcium level is normal (4.3 to 5.3 mEq/L) or elevated.

In total parenteral nutrition (TPN), magnesium sulfate may be added to the nutrient admixture to correct or prevent hypomagnesemia which can arise during the course of therapy.

Magnesium sulfate injection is also indicated for the prevention and control of seizures in pre-eclampsia and eclampsia, respectively.

## **CONTRAINDICATIONS:**

Parenteral administration of the drug is contraindicated in patients with heart block or myocardial damage.

## **WARNINGS:**

**FETAL HARM:** Continuous administration of magnesium sulfate beyond 5 to 7 days to pregnant women can lead to hypocalcemia and bone abnormalities in the developing fetus. These bone abnormalities include skeletal demineralization and osteopenia. In addition, cases of neonatal fracture have been reported. The shortest duration of treatment that can lead to fetal harm is not known. Magnesium sulfate should be used during pregnancy only if clearly needed. If magnesium sulfate is given for treatment of preterm labor, the woman should be informed that the efficacy and safety of such use have not been established and that use of magnesium sulfate beyond 5 to 7 days may cause fetal abnormalities.

**ALUMINUM TOXICITY:** This product contains aluminum that may be toxic. Aluminum may reach toxic levels with prolonged parenteral administration if kidney function is impaired. Premature neonates are particularly at risk because their kidneys are immature, and they require large amounts of calcium and phosphate solutions, which contain aluminum.

Research indicates that patients with impaired kidney function, including premature neonates, who receive parenteral levels of aluminum at greater than 4 to 5 mcg/kg/day accumulate aluminum at levels associated with central nervous system and bone toxicity. Tissue loading may occur at even lower rates of administration.

Parenteral use in the presence of renal insufficiency may lead to magnesium intoxication. IV use in eclampsia should be reserved for immediate control of life-threatening convulsions.

## **PRECAUTIONS:**

### ***General***

Administer with caution if flushing and sweating occurs. When barbiturates, narcotics or other hypnotics (or systemic anesthetics) are to be given in conjunction with magnesium, their dosage should be adjusted with caution because of additive CNS depressant effects of magnesium.

Because magnesium is removed from the body solely by the kidneys, the drug should be used with caution in patients with renal impairment. Urine output should be maintained at a level of 100 mL or more during the four hours preceding each dose. Monitoring serum magnesium levels and the patient's clinical status is essential to avoid the consequences of overdosage in toxemia. Clinical indications of a safe dosage regimen include the presence of the patellar reflex (knee jerk) and absence of respiratory depression (approximately 16 breaths or more/min). When repeated doses of the drug are given parenterally, knee jerk reflexes should be tested before each dose and if they are absent, no additional magnesium should be given until they return. Serum magnesium levels usually sufficient to control convulsions range from 3 to 6 mg/100 mL (2.5 to 5 mEq/L). The strength of the deep tendon reflexes begins to diminish when magnesium levels exceed 4 mEq/L. Reflexes may be absent at 10 mEq magnesium/L,

where respiratory paralysis is a potential hazard. An injectable calcium salt should be immediately available to counteract the potential hazards of magnesium intoxication in eclampsia.

Magnesium sulfate injection (50%) must be diluted to a concentration of 20% or less prior to IV infusion. Rate of administration should be slow and cautious, to avoid producing hypermagnesemia. The 50% solution also should be diluted to 20% or less for IM injection in infants and children.

### ***Laboratory Tests***

Magnesium sulfate injection should not be given unless hypomagnesemia has been confirmed and the serum concentration of magnesium is monitored. The normal serum level is 1.5 to 2.5 mEq/L.

### ***Drug Interactions***

*CNS Depressants*—When barbiturates, narcotics or other hypnotics (or systemic anesthetics), or other CNS depressants are to be given in conjunction with magnesium, their dosage should be adjusted with caution because of additive CNS depressant effects of magnesium. CNS depression and peripheral transmission defects produced by magnesium may be antagonized by calcium.

*Neuromuscular Blocking Agents*—Excessive neuromuscular block has occurred in patients receiving parenteral magnesium sulfate and a neuromuscular blocking agent; these drugs should be administered concomitantly with caution.

*Cardiac Glycosides*—Magnesium sulfate should be administered with extreme caution in digitalized patients, because serious changes in cardiac conduction which can result in heart block may occur if administration of calcium is required to treat magnesium toxicity.

### ***Pregnancy***

#### ***Teratogenic Effects:***

**Pregnancy Category D**(see **WARNINGS**and **PRECAUTIONS**)

See **WARNINGS**and **PRECAUTIONS**.

Magnesium sulfate can cause fetal abnormalities when administered beyond 5 to 7 days to pregnant women. There are retrospective epidemiological studies and case reports documenting fetal abnormalities such as hypocalcemia, skeletal demineralization, osteopenia and other skeletal abnormalities with continuous maternal administration of magnesium sulfate for more than 5 to 7 days.<sup>1-10</sup> Magnesium sulfate injection should be used during pregnancy only if clearly needed. If this drug is used during pregnancy, the woman should be apprised of the potential hazard to the fetus.

#### ***Nonteratogenic Effects:***

When administered by continuous IV infusion (especially for more than 24 hours

preceding delivery) to control convulsions in a toxemic woman, the newborn may show signs of magnesium toxicity, including neuromuscular or respiratory depression (see **OVERDOSAGE**).

### ***Labor and Delivery***

Continuous administration of magnesium sulfate is an unapproved treatment for preterm labor. The safety and efficacy of such use have not been established. The administration of magnesium sulfate outside of its approved indication in pregnant women should be by trained obstetrical personnel in a hospital setting with appropriate obstetrical care facilities.

### ***Nursing Mothers***

Since magnesium is distributed into milk during parenteral magnesium sulfate administration, the drug should be used with caution in nursing women.

### ***Geriatrics***

Geriatric patients often require reduced dosage because of impaired renal function. In patients with severe impairment, dosage should not exceed 20 g in 48 hours. Serum magnesium should be monitored in such patients.

## **ADVERSE REACTIONS:**

The adverse effects of parenterally administered magnesium usually are the result of magnesium intoxication. These include flushing, sweating, hypotension, depressed reflexes, flaccid paralysis, hypothermia, circulatory collapse, cardiac and CNS depression proceeding to respiratory paralysis. Hypocalcemia with signs of tetany secondary to magnesium sulfate therapy for eclampsia has been reported.

## **OVERDOSAGE:**

Magnesium intoxication is manifested by a sharp drop in blood pressure and respiratory paralysis. Disappearance of the patellar reflex is a useful clinical sign to detect the onset of magnesium intoxication. In the event of overdosage, artificial ventilation must be provided until a calcium salt can be injected IV to antagonize the effects of magnesium.

### ***For Treatment of Overdose***

Artificial respiration is often required. Intravenous calcium, 10 to 20 mL of a 5% solution (diluted if desirable with isotonic sodium chloride for injection) is used to counteract effects of hypermagnesemia. Subcutaneous physostigmine, 0.5 to 1 mg may be helpful.

Hypermagnesemia in the newborn may require resuscitation and assisted ventilation via endotracheal intubation or intermittent positive pressure ventilation as well as IV calcium.

## **DOSAGE AND ADMINISTRATION:**

Dosage of magnesium sulfate must be carefully adjusted according to individual requirements and response, and administration of the drug should be discontinued as soon as the desired effect is obtained.

Both IV and IM administration are appropriate. IM administration of the undiluted 50% solution results in therapeutic plasma levels in 60 minutes, whereas IV doses will provide a therapeutic level almost immediately. The rate of IV injection should generally not exceed 150 mg/minute (1.5 mL of a 10% concentration or its equivalent), except in severe eclampsia with seizures (see below). Continuous maternal administration of magnesium sulfate in pregnancy beyond 5 to 7 days can cause fetal abnormalities. Solutions for IV infusion must be diluted to a concentration of 20% or less prior to administration. The diluents commonly used are 5% Dextrose Injection, USP and 0.9% Sodium Chloride Injection, USP. Deep IM injection of the undiluted (50%) solution is appropriate for adults, but the solution should be diluted to a 20% or less concentration prior to such injection in children.

### ***In Magnesium Deficiency***

In the treatment of mild magnesium deficiency, the usual adult dose is 1 g, equivalent to 8.12 mEq of magnesium (2 mL of the 50% solution) injected IM every six hours for four doses (equivalent to a total of 32.5 mEq of magnesium per 24 hours). For severe hypomagnesemia, as much as 250 mg (approximately 2 mEq) per kg of body weight (0.5 mL of the 50% solution) may be given IM within a period of four hours if necessary. Alternatively, 5 g (approximately 40 mEq) can be added to one liter of 5% Dextrose Injection, USP or 0.9% Sodium Chloride Injection, USP for slow IV infusion over a three-hour period. In the treatment of deficiency states, caution must be observed to prevent exceeding the renal excretory capacity.

### ***In Hyperalimentation***

In TPN, maintenance requirements for magnesium are not precisely known. The maintenance dose used in adults ranges from 8 to 24 mEq (1 to 3 g) daily; for infants, the range is 2 to 10 mEq (0.25 to 1.25 g) daily.

### ***In Pre-eclampsia or Eclampsia***

In severe pre-eclampsia or eclampsia, the total initial dose is 10 to 14 g of magnesium sulfate. Intravenously, a dose of 4 to 5 g in 250 mL of 5% Dextrose Injection, USP or 0.9% Sodium Chloride Injection, USP may be infused. Simultaneously, IM doses of up to 10 g (5 g or 10 mL of the undiluted 50% solution in each buttock) are given. Alternatively, the initial IV dose of 4 g may be given by diluting the 50% solution to a 10 or 20% concentration; the diluted fluid (40 mL of a 10% solution or 20 mL of a 20% solution) may then be injected IV over a period of three to four minutes. Subsequently, 4 to 5 g (8 to 10 mL of the 50% solution) are injected IM into alternate buttocks every four hours as needed, depending on the continuing presence of the patellar reflex and adequate respiratory function. Alternatively, after the initial IV dose, some clinicians administer 1 to 2 g/hour by constant IV infusion. Therapy should continue until paroxysms cease. A serum magnesium level of 6 mg/100 mL is considered optimal for control of seizures. A total daily (24 hr) dose of 30 to 40 g should not be exceeded. In the presence of severe renal insufficiency, the maximum dosage of magnesium sulfate is 20 grams/48 hours and frequent serum magnesium concentrations must be obtained. Continuous use of magnesium sulfate in pregnancy beyond 5 to 7 days can cause fetal abnormalities.

### **Other uses**

In counteracting the muscle-stimulating effects of barium poisoning, the usual dose of magnesium sulfate is 1 to 2 g given IV.

For controlling seizures associated with epilepsy, glomerulonephritis or hypothyroidism, the usual adult dose is 1 g administered IM or IV.

In paroxysmal atrial tachycardia, magnesium should be used only if simpler measures have failed and there is no evidence of myocardial damage. The usual dose is 3 to 4 g (30 to 40 mL of a 10% solution) administered IV over 30 seconds *with extreme caution*. For reduction of cerebral edema, 2.5 g (25 mL of a 10% solution) is given IV.

### **Incompatibilities**

Magnesium sulfate in solution may result in a precipitate formation when mixed with solutions containing:

Alcohol (in high concentrations)	Heavy metals
Alkali carbonates and bicarbonates	Hydrocortisone sodium succinate
Alkali hydroxides	Phosphates
Arsenates	Polymyxin B sulfate
Barium	Procaine hydrochloride
Calcium	Salicylates
Clindamycin phosphate	Strontium
	Tartrates

The potential incompatibility will often be influenced by the changes in the concentration of reactants and the pH of the solutions.

It has been reported that magnesium may reduce the antibiotic activity of streptomycin, tetracycline and tobramycin when given together.

Parenteral drug products should be inspected visually for particulate matter and discoloration prior to administration, whenever solution and container permit.

### **HOW SUPPLIED**

<b>NDC No.</b>	<b>Magnesium Sulfate Heptahydrate</b>	<b>Fill Volume in each Vial</b>	<b>Magnesium mg/mL</b>	<b>Sulfate mg/mL</b>
31722-394-32 (Unit of 25 vials)	500 mg per mL	2 mL	49.3	194.7
31722-394-33 (Unit of 25 vials)	500 mg per mL	10 mL	49.3	194.7
31722-394-34 (Unit of 25 vials)	500 mg per mL	20 mL	49.3	194.7
31722-394-35 (Unit of 25 vials)	500 mg per mL	50 mL	49.3	194.7

Do not administer unless solution is clear and seal is intact.

**Preservative free.** Discard unused portion.

Store at 20° to 25°C (68° to 77°F) [see USP Controlled Room Temperature].

The vial stoppers are not made with natural rubber latex.

## REFERENCES:

1. Yokoyama K, Takahashi N, Yada Y. Prolonged maternal magnesium administration and bone metabolism in neonates. *Early Hum Dev.*2010;86(3):187-91. Epub 2010 Mar 12.
2. Wedig KE, Kogan J, Schorry EK et al. Skeletal demineralization and fractures caused by fetal magnesium toxicity. *J Perinatol.*2006; 26(6):371-4.
3. Nassar AH, Sakhel K, Maarouf H, et al. Adverse maternal and neonatal outcome of prolonged course of magnesium sulfate tocolysis. *Acta Obstet Gynecol Scan.*2006;85(9):1099-103.
4. Malaeb SN, Rassi A, Haddad MC. Bone mineralization in newborns whose mothers received magnesium sulphate for tocolysis of premature labor. *Pediatr Radiol.*2004;34(5):384-6. Epub 2004 Feb 18.
5. Matsuda Y, Maeda Y, Ito M, et al. Effect of magnesium sulfate treatment on neonatal bone abnormalities. *Gynecol Obstet Invest.*1997;44(2):82-8.
6. Schanler RJ, Smith LG, Burns PA. Effects of long-term maternal intravenous magnesium sulfate therapy on neonatal calcium metabolism and bone mineral content. *Gynecol Obstet Invest.*1997;43(4):236-41.
7. Santi MD, Henry GW, Douglas GL. Magnesium sulfate treatment of preterm labor as a cause of abnormal neonatal bone mineralization. *J Pediatr Orthop.*1994;14(2):249-53.
8. Holcomb WL, Shackelford GD, Petrie RH. Magnesium tocolysis and neonatal bone abnormalities: a controlled study. *Obstet Gynecol.*1991; 78(4):611-4.
9. Cumming WA, Thomas VJ. Hypermagnesemia: a cause of abnormal metaphyses in the neonate. *Am J Roentgenol.*1989; 152(5):1071-2.
10. Lamm CL, Norton KL, Murphy RJ. Congenital rickets associated with magnesium sulfate infusion for tocolysis. *J Pediatr.*1988; 113(6):1078-82.
11. McGuinness GA, Weinstein MM, Cruikshank DP, et al. Effects of magnesium sulfate treatment on perinatal calcium metabolism. II. Neonatal responses. *Obstet Gynecol.*1980; 56(5):595-600.
12. Riaz M, Porat R, Brodsky NL, et al. The effects of maternal magnesium sulfate treatment on newborns: a prospective controlled study. *J Perinatol.*1998;18(6 pt 1):449-54.



Manufactured for:  
Camber Pharmaceuticals, Inc.,  
Piscataway, NJ 08854.

Manufactured by:



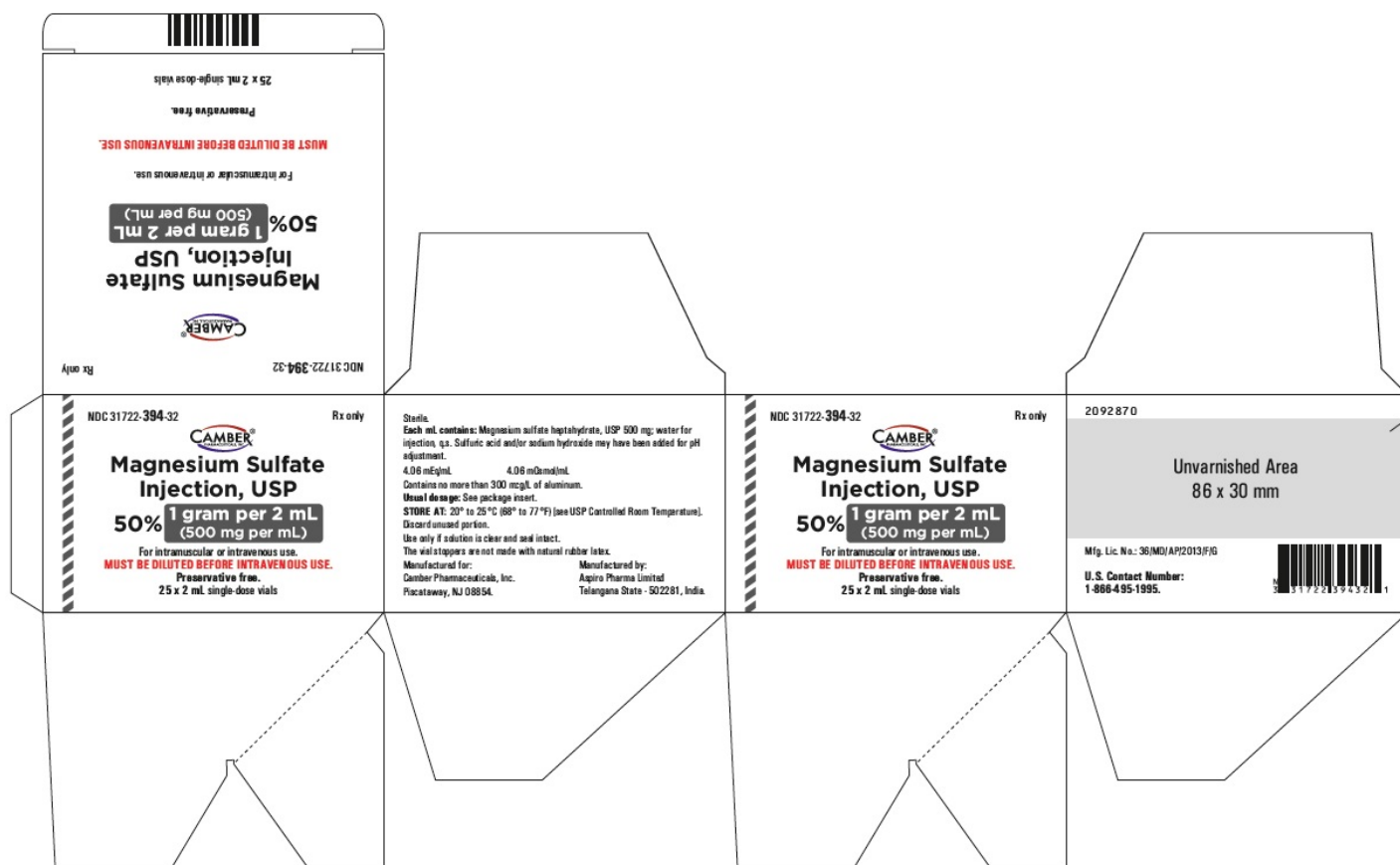
### Aspiro Pharma Limited

Survey No. 321, Biotech Park, Phase – III,  
Karkapatla Village, Markook (Mandal),  
Siddipet, Telangana-502281, India.  
Revised: 04/2025

Revised:04/2025

### PACKAGE LABEL.PRINCIPAL DISPLAY PANEL

Magnesium Sulfate Injection 1 gram per 2 mL Carton Label



Magnesium Sulfate Injection 1 gram per 2 mL Container Label

NDC 31722-394-31 Rx only


**CAMBER<sup>®</sup>**  
PHARMACEUTICALS, INC.

**Magnesium Sulfate Injection, USP**

**50% 1 gram per 2 mL**  
(500 mg per mL)

For intramuscular or intravenous use.  
**MUST BE DILUTED BEFORE INTRAVENOUS USE.**  
Preservative free.  
2 mL single-dose vial

Mfg. Lic. No.: 36/MD/AP/2013/F/G



Lot: XXXX UNVARNISH AREA FOR BATCH CODING 16 x 9 mm

Exp: MM/YYYY

2092871

4.06 mEq/mL 4.06 mOsmol/mL

Mfd. for: Camber Pharmaceuticals, Inc.  
Piscataway, NJ 08854.

Mfd. by: Aspiro Pharma Limited  
Telangana - 502281, India.

Magnesium Sulfate Injection 5 gram per 10 mL Carton Label

NDC 31722-394-10 Rx only

**CAMBER<sup>®</sup>**  
PHARMACEUTICALS, INC.

**Magnesium Sulfate Injection, USP**

**50% 5 grams per 10 mL**  
(500 mg per mL)

For intramuscular or intravenous use.  
**MUST BE DILUTED BEFORE INTRAVENOUS USE.**  
Preservative free.  
10 mL single-dose vial

Sterile.  
Each mL contains: Magnesium sulfate heptahydrate, USP 500 mg; water for injection, q.s. Sulfuric acid and/or sodium hydroxide may have been added for pH adjustment.  
4.06 mEq/mL 4.06 mOsmol/mL  
Contains no more than 300 mcg/L of aluminum.  
**Usual dosage:** See package insert.  
**STORE AT:** 20° to 25°C (68° to 77°F) [see USP Controlled Room Temperature].  
Discard unused portion.  
Use only if solution is clear and seal intact.  
**U.S. Contact Number: 1-866-495-1995**

Lot: XXXX Unvarnished Area 20 x 12 mm

Exp: MM/YYYY

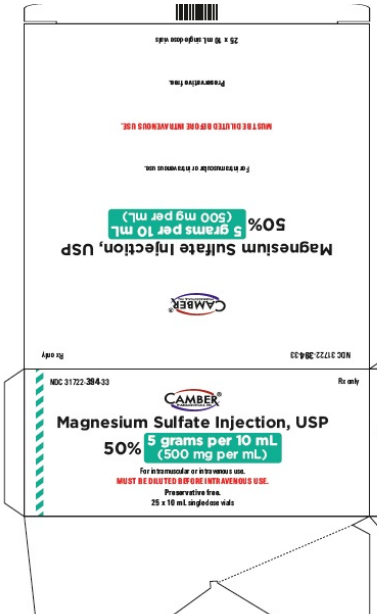
2092868

Mfg. Lic. No.: 36/MD/AP/2013/F/G

Manufactured for:  
Camber Pharmaceuticals, Inc.  
Piscataway, NJ 08854.

Manufactured by:  
Aspiro Pharma Limited  
Telangana - 502281, INDIA.

Magnesium Sulfate Injection 5 gram per 10 mL Container Label



Dimensions: 175 x 175 x 75 mm

- PANTONE 1805 C
- PANTONE 2736 C
- Black
- PANTONE Green C
- PANTONE RED 032 C

## Magnesium Sulfate Injection 10 gram per 20 mL Carton Label

NDC 31722-**394**-20

**CAMBER**  
PHARMACEUTICALS, INC.

**Magnesium Sulfate Injection, USP**

**50% 10 grams per 20 mL**  
(500 mg per mL)

For intramuscular or intravenous use.  
**MUST BE DILUTED BEFORE INTRAVENOUS USE.**

**Preservative free.**  
20 mL single-dose vial

Rx only Sterile.

**Each mL contains:** Magnesium sulfate heptahydrate, USP 500 mg; water for injection, q.s. Sulfuric acid and/or sodium hydroxide may have been added for pH adjustment.

4.06 mEq/mL 4.06 mOsmol/mL

Contains no more than 300 mcg/L of aluminum.

**Usual dosage:** See package insert.

**STORE AT:** 20° to 25°C (68° to 77°F) [see USP Controlled Room Temperature].

Discard unused portion.

Use only if solution is clear and seal intact.

**U.S. Contact Number: 1-866-495-1995**

Lot: XXXX  
Exp: MM/YYYY


Unvarnished Area  
20 x 12 mm

2092866

Mfg. Lic. No.: 36/MD/AP/2013/F/G

Manufactured for:  
Camber Pharmaceuticals, Inc.  
Piscataway, NJ 08854.

Manufactured by:  
Aspiro Pharma Limited  
Telangana - 502281, India.



3  
N  
3  
1  
7  
2  
2  
3  
9  
4  
2  
0  
8

## Magnesium Sulfate Injection 10 gram per 20 mL Container Label

20 x 20 mL single-dose vial

Preservative free

**MUST BE DILUTED BEFORE INTRAVENOUS USE.**

For intramuscular or intravenous use.

**50% 10 grams per 20 mL**  
(500 mg per mL)

**Magnesium Sulfate Injection, USP**

**CAMBER**  
PHARMACEUTICALS, INC.

NDC 31722-394-20


Dimensions: 175 x 175 x 75 mm

- PANTONE 1805 C
- PANTONE 2736 C
- Black
- PANTONE 158 C
- PANTONE RED 032 C

Unvarnished Area  
15 x 10 mm

2092865

Mfg. Lic. No.: 36/MD/AP/2013/F/G  
U.S. Contact Number: 1-866-495-1995



## Magnesium Sulfate Injection 25 gram per 50 mL Carton Label

NDC 31722-**394**-50

**CAMBER**  
PHARMACEUTICALS, INC.

**Magnesium Sulfate Injection, USP**

**50% 25 grams per 50 mL**  
(500 mg per mL)

For intramuscular or intravenous use.  
**MUST BE DILUTED BEFORE INTRAVENOUS USE.**

**Preservative free.**  
50 mL single-dose vial

Rx only Sterile.

**Each mL contains:** Magnesium sulfate heptahydrate, USP 500 mg; water for injection, q.s. Sulfuric acid and/or sodium hydroxide may have been added for pH adjustment.

4.06 mEq/mL 4.06 mOsmol/mL

Contains no more than 300 mcg/L of aluminum.

**Usual dosage:** See package insert.

**STORE AT:** 20° to 25°C (68° to 77°F) [see USP Controlled Room Temperature].

Discard unused portion.

Use only if solution is clear and seal intact.

**U.S. Contact Number: 1-866-495-1995**

Lot: XXXX  
Exp: MM/YYYY


UNVARNISH AREA  
FOR BATCH CODING  
26 x 15 mm

2092864

Mfg. Lic. No.: 36/MD/AP/2013/F/G

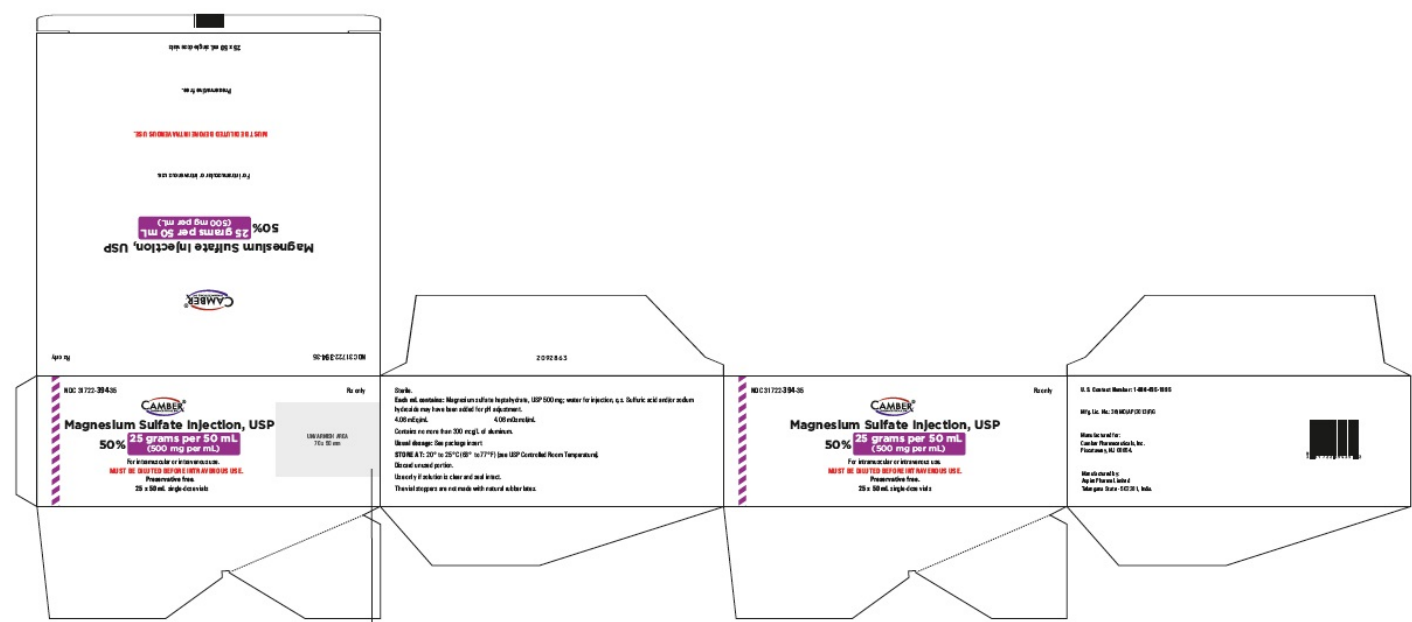
Manufactured for:  
Camber Pharmaceuticals, Inc.  
Piscataway, NJ 08854.

Manufactured by:  
Aspiro Pharma Limited  
Telangana - 502281, India.



3  
N  
3  
1  
7  
2  
2  
3  
9  
4  
5  
0  
5

Magnesium Sulfate Injection 25 gram per 50 mL Container Label



MAGNESIUM SULFATE

magnesium sulfate heptahydrate injection, solution

Product Information				
Product Type		HUMAN PRESCRIPTION DRUG	Item Code (Source)	NDC:31722-394
Route of Administration		INTRAVENOUS, INTRAMUSCULAR		
Active Ingredient/Active Moiety				
Ingredient Name			Basis of Strength	Strength
MAGNESIUM SULFATE HEPTAHYDRATE (UNII: SK47B8698T) (MAGNESIUM CATION - UNII:T6V3LHY838)			MAGNESIUM SULFATE HEPTAHYDRATE	500 mg in 1 mL
Inactive Ingredients				
Ingredient Name				Strength
WATER (UNII: 059QF0KO0R)				
SULFURIC ACID (UNII: O40UQP6WCF)				
SODIUM HYDROXIDE (UNII: 55X04QC32I)				
Packaging				
#	Item Code	Package Description	Marketing Start Date	Marketing End Date
1	NDC:31722-394-32	25 in 1 CARTON	05/28/2025	
1	NDC:31722-394-31	2 mL in 1 VIAL, SINGLE-DOSE; Type 0: Not a Combination Product		
2	NDC:31722-394-33	25 in 1 CARTON	05/28/2025	

<b>2</b>	NDC:31722-394-10	10 mL in 1 VIAL, SINGLE-DOSE; Type 0: Not a Combination Product		
<b>3</b>	NDC:31722-394-34	25 in 1 CARTON	05/28/2025	
<b>3</b>	NDC:31722-394-20	20 mL in 1 VIAL, SINGLE-DOSE; Type 0: Not a Combination Product		
<b>4</b>	NDC:31722-394-35	25 in 1 CARTON	05/28/2025	
<b>4</b>	NDC:31722-394-50	50 mL in 1 VIAL, SINGLE-DOSE; Type 0: Not a Combination Product		

### Marketing Information

Marketing Category	Application Number or Monograph Citation	Marketing Start Date	Marketing End Date
ANDA	ANDA219777	05/28/2025	

**Labeler -**
Camber Pharmaceuticals, Inc. (826774775)

### Establishment

Name	Address	ID/FEI	Business Operations
Aspiro Pharma Limited		872341023	manufacture(31722-394)