

ERYTHROMYCIN- erythromycin tablet, delayed release
Torrent Pharmaceuticals Limited

ERYTHROMYCIN DELAYED-RELEASE TABLETS, USP

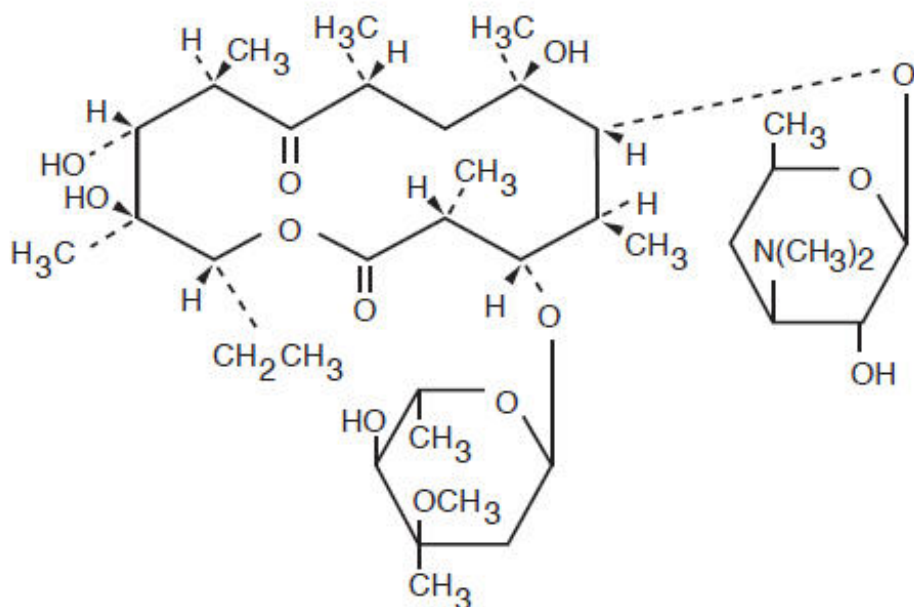
Rx only

To reduce the development of drug-resistant bacteria and maintain the effectiveness of erythromycin delayed-release tablets and other antibacterial drugs, erythromycin delayed-release tablets should be used only to treat or prevent infections that are proven or strongly suspected to be caused by bacteria.

DESCRIPTION

Erythromycin delayed-release tablets are an antibacterial product containing erythromycin base in a specially enteric-coated tablet. The coating protects the antibiotic from the inactivating effects of gastric acidity and permits efficient absorption of the antibiotic in the small intestine. Erythromycin delayed-release tablets for oral administration are available in two dosage strengths, each white to off white oval tablet containing 250 mg, or 500 mg of erythromycin as the free base. Erythromycin delayed-release tablets comply with *USP Dissolution Test 1*.

Erythromycin is produced by a strain of *Saccharopolyspora erythraea* (formerly *Streptomyces erythraeus*) and belongs to the macrolide group of antibiotics. It is basic and readily forms salts with acids. Erythromycin is a white to off-white powder, slightly soluble in water, freely soluble in alcohol and soluble in methanol. Erythromycin is known chemically as (3R*, 4S*, 5S*, 6R*, 7R*, 9R*, 11R*, 12R*, 13S*, 14R*)-4-[(2,6-dideoxy-3-C-methyl-3-O-methyl- α -L-ribo-hexopyranosyl)oxy]-14-ethyl-7,12, 13trihydroxy-3,5,7,9,11,13-hexamethyl-6-[[3,4,6-trideoxy-3-(dimethylamino)- β -D-xylohexopyranosyl]oxy] oxacyclotetradecane-2,10-dione. The molecular formula is C₃₇H₆₇NO₁₃, and the molecular weight is 733.93. The structural formula is:



Inactive Ingredients

Calcium silicate, colloidal silicon dioxide, croscarmellose sodium, hydroxypropyl cellulose, hypromellose, magnesium stearate, Mannitol, methacrylic acid and ethyl acrylate copolymer, Poloxamer 407, polyethylene glycol, Pregelatinized starch, sodium bicarbonate, sodium citrate, sodium lauryl sulphate, talc, titanium dioxide

CLINICAL PHARMACOLOGY

Orally administered erythromycin base and its salts are readily absorbed in the microbiologically active form. Interindividual variations in the absorption of erythromycin are, however, observed, and some patients do not achieve optimal serum levels. Erythromycin is largely bound to plasma proteins. After absorption, erythromycin diffuses readily into most body fluids. In the absence of meningeal inflammation, low concentrations are normally achieved in the spinal fluid but the passage of the drug across the blood-brain barrier increases in meningitis. Erythromycin crosses the placental barrier, but fetal plasma levels are low. The drug is excreted in human milk. Erythromycin is not removed by peritoneal dialysis or hemodialysis.

In the presence of normal hepatic function, erythromycin is concentrated in the liver and is excreted in the bile; the effect of hepatic dysfunction on biliary excretion of erythromycin is not known. After oral administration, less than 5% of the administered dose can be recovered in the active form in the urine.

Erythromycin delayed-release tablets are coated with a polymer whose dissolution is pH dependent. This coating allows for minimal release of erythromycin in acidic environments, e.g., stomach. The tablets are designed for optimal drug release and absorption in the small intestine. In multiple-dose, steady-state studies, erythromycin delayed-release tablets have demonstrated adequate drug delivery in both fasting and non-fasting conditions. Bioavailability data are available.

Microbiology

Mechanism of Action

Erythromycin acts by inhibition of protein synthesis by binding 50S ribosomal subunits of susceptible organisms. It does not affect nucleic acid synthesis.

Resistance

The major route of resistance is modification of the 23S rRNA in the 50S ribosomal subunit to insensitivity while efflux can also be significant.

Interactions with Other Antimicrobials

Antagonism exists *in vitro* between erythromycin and clindamycin, lincomycin, and chloramphenicol.

Antimicrobial Activity

Erythromycin has been shown to be active against most isolates of the following bacteria both *in vitro* and in clinical infections as described in the **INDICATIONS AND USAGE** section.

Gram-positive Bacteria:

Corynebacterium diphtheriae

Corynebacterium minutissimum

Listeria monocytogenes

Staphylococcus aureus (resistant organisms may emerge during treatment)

Streptococcus pneumoniae

Streptococcus pyogenes

Gram-negative Bacteria:

Bordetella pertussis

Haemophilus influenzae

Legionella pneumophila

Neisseria gonorrhoeae

Other Microorganisms:

Chlamydia trachomatis

Entamoeba histolytica

Mycoplasma pneumoniae

Treponema pallidum

Ureaplasma urealyticum

The following *in vitro* data are available, **but their clinical significance is unknown.**

At least 90% of the following bacteria exhibit *in vitro* minimum inhibitory concentration (MIC) less than or equal to the susceptible breakpoint for erythromycin. However, the efficacy of erythromycin in treating clinical infections due to these bacteria has not been established in adequate and well controlled clinical trials.

Gram-positive Bacteria:

Viridans group streptococci

Gram-negative Bacteria:

Moraxella catarrhalis

Susceptibility Testing

For specific information regarding susceptibility test interpretive criteria and associated test methods and quality control standards recognized by FDA for this drug, please see: <https://www.fda.gov/STIC>.

INDICATIONS AND USAGE

To reduce the development of drug-resistant bacteria and maintain the effectiveness of erythromycin delayed-release tablets and other antibacterial drugs, erythromycin delayed-release tablets should be used only to treat or prevent infections that are proven or strongly suspected to be caused by susceptible bacteria. When culture and susceptibility information are available, they should be considered in selecting or modifying antibacterial therapy. In the absence of such data, local epidemiology and susceptibility patterns may contribute to the empiric selection of therapy.

Erythromycin delayed-release tablets are indicated in the treatment of infections caused by susceptible strains of the designated microorganisms in the diseases listed below:

Upper respiratory tract infections of mild to moderate degree caused by *Streptococcus pyogenes*; *Streptococcus pneumoniae*; *Haemophilus influenzae* (when used concomitantly with adequate doses of sulfonamides, since many strains of *H. influenzae* are not susceptible to the erythromycin concentrations ordinarily achieved). (See appropriate sulfonamide labeling for prescribing information.)

Lower respiratory tract infections of mild to moderate severity caused by *Streptococcus pyogenes* or *Streptococcus pneumoniae*.

Listeriosis caused by *Listeria monocytogenes*.

Respiratory tract infections due to *Mycoplasma pneumoniae*.

Skin and skin structure infections of mild to moderate severity caused by *Streptococcus pyogenes* or *Staphylococcus aureus* (resistant staphylococci may emerge during treatment).

Pertussis (whooping cough) caused by *Bordetella pertussis*. Erythromycin is effective in eliminating the organism from the nasopharynx of infected individuals, rendering them noninfectious. Some clinical studies suggest that erythromycin may be helpful in the prophylaxis of pertussis in exposed susceptible individuals.

Diphtheria: Infections due to *Corynebacterium diphtheriae*, as an adjunct to antitoxin, to prevent establishment of carriers and to eradicate the organism in carriers.

Erythrasma: In the treatment of infections due to *Corynebacterium minutissimum*.

Intestinal amebiasis caused by *Entamoeba histolytica* (oral erythromycins only). Extraenteric amebiasis requires treatment with other agents.

Acute pelvic inflammatory disease caused by *Neisseria gonorrhoeae*: Erythrocin™ Lactobionate-I.V. (erythromycin lactobionate for injection, USP) followed by erythromycin base orally, as an alternative drug in treatment of acute pelvic inflammatory disease caused by *N. gonorrhoeae* in female patients with a history of sensitivity to penicillin. Patients should have a serologic test for syphilis before receiving erythromycin as treatment of gonorrhea and a follow-up serologic test for syphilis after 3 months.

Erythromycins are indicated for treatment of the following infections caused by *Chlamydia trachomatis*: conjunctivitis of the newborn, pneumonia of infancy, and urogenital infections during pregnancy. When tetracyclines are contraindicated or not

tolerated, erythromycin is indicated for the treatment of uncomplicated urethral, endocervical, or rectal infections in adults due to *Chlamydia trachomatis*.

When tetracyclines are contraindicated or not tolerated, erythromycin is indicated for the treatment of nongonococcal urethritis caused by *Ureaplasma urealyticum*.

Primary syphilis caused by *Treponema pallidum*. Erythromycin (oral forms only) is an alternative choice of treatment for primary syphilis in patients allergic to the penicillins. In treatment of primary syphilis, spinal fluid should be examined before treatment and as part of the follow-up after therapy.

Legionnaires' Disease caused by *Legionella pneumophila*. Although no controlled clinical efficacy studies have been conducted, *in vitro* and limited preliminary clinical data suggest that erythromycin may be effective in treating Legionnaires' Disease.

Prophylaxis

Prevention of Initial Attacks of Rheumatic Fever

Penicillin is considered by the American Heart Association to be the drug of choice in the prevention of initial attacks of rheumatic fever (treatment of *Streptococcus pyogenes* infections of the upper respiratory tract e.g., tonsillitis, or pharyngitis).¹ Erythromycin is indicated for the treatment of penicillin-allergic patients. The therapeutic dose should be administered for ten days.

Prevention of Recurrent Attacks of Rheumatic Fever

Penicillin or sulfonamides are considered by the American Heart Association to be the drugs of choice in the prevention of recurrent attacks of rheumatic fever. In patients who are allergic to penicillin and sulfonamides, oral erythromycin is recommended by the American Heart Association in the long-term prophylaxis of streptococcal pharyngitis (for the prevention of recurrent attacks of rheumatic fever).¹

CONTRAINDICATIONS

Erythromycin is contraindicated in patients with known hypersensitivity to this antibiotic.

Erythromycin is contraindicated in patients taking terfenadine, astemizole, cisapride, pimozide, ergotamine, or dihydroergotamine. (See **PRECAUTIONS** - *Drug Interactions*.)

Do not use erythromycin concomitantly with HMG CoA reductase inhibitors (statins) that are extensively metabolized by CYP3A4 (lovastatin or simvastatin), due to the increased risk of myopathy, including rhabdomyolysis.

WARNINGS

Hepatotoxicity

There have been reports of hepatic dysfunction, including increased liver enzymes, and hepatocellular and/or cholestatic hepatitis, with or without jaundice, occurring in patients receiving oral erythromycin products.

QT Prolongation

Erythromycin has been associated with prolongation of the QT interval and infrequent cases of arrhythmia. Cases of torsades de pointes have been spontaneously reported during postmarketing surveillance in patients receiving erythromycin. Fatalities have been reported. Erythromycin should be avoided in patients with known prolongation of

the QT interval, patients with ongoing proarrhythmic conditions such as uncorrected hypokalemia or hypomagnesemia, clinically significant bradycardia, and in patients receiving Class IA (quinidine, procainamide) or Class III (dofetilide, amiodarone, sotalol) antiarrhythmic agents. Elderly patients may be more susceptible to drug-associated effects on the QT interval.

Syphilis in Pregnancy

There have been reports suggesting that erythromycin does not reach the fetus in adequate concentration to prevent congenital syphilis. Infants born to women treated during pregnancy with oral erythromycin for early syphilis should be treated with an appropriate penicillin regimen.

Clostridium difficile Associated Diarrhea

Clostridium difficile associated diarrhea (CDAD) has been reported with use of nearly all antibacterial agents, including erythromycin delayed-release tablets, and may range in severity from mild diarrhea to fatal colitis. Treatment with antibacterial agents alters the normal flora of the colon leading to overgrowth of *C. difficile*.

C. difficile produces toxins A and B which contribute to the development of CDAD. Hypertoxin producing strains of *C. difficile* cause increased morbidity and mortality, as these infections can be refractory to antimicrobial therapy and may require colectomy. CDAD must be considered in all patients who present with diarrhea following antibiotic use. Careful medical history is necessary since CDAD has been reported to occur over two months after the administration of antibacterial agents.

If CDAD is suspected or confirmed, ongoing antibiotic use not directed against *C. difficile* may need to be discontinued. Appropriate fluid and electrolyte management, protein supplementation, antibiotic treatment of *C. difficile*, and surgical evaluation should be instituted as clinically indicated.

Drug Interactions

Serious adverse reactions have been reported in patients taking erythromycin concomitantly with CYP3A4 substrates. These include colchicine toxicity with colchicine; rhabdomyolysis with simvastatin, lovastatin, and atorvastatin; and hypotension with calcium channel blockers metabolized by CYP3A4 (e.g., verapamil, amlodipine, diltiazem) (see **PRECAUTIONS - Drug Interactions**).

There have been post-marketing reports of colchicine toxicity with concomitant use of erythromycin and colchicine. This interaction is potentially life-threatening, and may occur while using both drugs at their recommended doses (see **PRECAUTIONS - Drug Interactions**).

Rhabdomyolysis with or without renal impairment has been reported in seriously ill patients receiving erythromycin concomitantly with lovastatin. Therefore, patients receiving concomitant lovastatin and erythromycin should be carefully monitored for creatine kinase (CK) and serum transaminase levels. (See package insert for lovastatin.)

PRECAUTIONS

General

Prescribing erythromycin delayed-release tablets in the absence of a proven or strongly suspected bacterial infection or a prophylactic indication is unlikely to provide

benefit to the patient and increases the risk of the development of drug-resistant bacteria.

Since erythromycin is principally excreted by the liver, caution should be exercised when erythromycin is administered to patients with impaired hepatic function. (See **CLINICAL PHARMACOLOGY** and **WARNINGS**.)

Exacerbation of symptoms of myasthenia gravis and new onset of symptoms of myasthenic syndrome has been reported in patients receiving erythromycin therapy.

There have been reports of infantile hypertrophic pyloric stenosis (IHPS) occurring in infants following erythromycin therapy. In one cohort of 157 newborns who were given erythromycin for pertussis prophylaxis, seven neonates (5%) developed symptoms of non-bilious vomiting or irritability with feeding and were subsequently diagnosed as having IHPS requiring surgical pyloromyotomy. A possible dose-response effect was described with an absolute risk of IHPS of 5.1% for infants who took erythromycin for 8 to 14 days and 10% for infants who took erythromycin for 15 to 21 days.² Since erythromycin may be used in the treatment of conditions in infants which are associated with significant mortality or morbidity (such as pertussis or neonatal Chlamydia trachomatis infections), the benefit of erythromycin therapy needs to be weighed against the potential risk of developing IHPS. Parents should be informed to contact their physician if vomiting or irritability with feeding occurs.

Prolonged or repeated use of erythromycin may result in an overgrowth of nonsusceptible bacteria or fungi. If superinfection occurs, erythromycin should be discontinued and appropriate therapy instituted.

When indicated, incision and drainage or other surgical procedures should be performed in conjunction with antibiotic therapy.

Observational studies in humans have reported cardiovascular malformations after exposure to drug products containing erythromycin during early pregnancy.

Information for Patients

Patients should be counseled that antibacterial drugs including erythromycin delayed-release tablets should only be used to treat bacterial infections. They do not treat viral infections (e.g., the common cold). When erythromycin delayed-release tablets are prescribed to treat a bacterial infection, patients should be told that although it is common to feel better early in the course of therapy, the medication should be taken exactly as directed. Skipping doses or not completing the full course of therapy may (1) decrease the effectiveness of the immediate treatment and (2) increase the likelihood that bacteria will develop resistance and will not be treatable by erythromycin delayed-release tablets or other antibacterial drugs in the future.

Diarrhea is a common problem caused by antibiotics which usually ends when the antibiotic is discontinued. Sometimes after starting treatment with antibiotics, patients can develop watery and bloody stools (with or without stomach cramps and fever) even as late as two or more months after having taken the last dose of the antibiotic. If this occurs, patients should contact their physician as soon as possible.

Drug Interactions

Theophylline

Erythromycin use in patients who are receiving high doses of theophylline may be associated with an increase in serum theophylline levels and potential theophylline toxicity. In case of theophylline toxicity and/or elevated serum theophylline levels, the dose of theophylline should be reduced while the patient is receiving concomitant erythromycin therapy.

There have been published reports suggesting that when oral erythromycin is given concurrently with theophylline there is a decrease in erythromycin serum concentrations of approximately 35%. The mechanism by which this interaction occurs is unknown. The decrease in erythromycin concentrations due to co-administration of theophylline could result in subtherapeutic concentrations of erythromycin.

Hypotension, bradyarrhythmias, and lactic acidosis have been observed in patients receiving concurrent verapamil, belonging to the calcium channel blockers drug class.

Concomitant administration of erythromycin and digoxin has been reported to result in elevated digoxin serum levels.

There have been reports of increased anticoagulant effects when erythromycin and oral anticoagulants were used concomitantly. Increased anticoagulation effects due to interactions of erythromycin with oral anticoagulants may be more pronounced in the elderly.

Erythromycin is a substrate and inhibitor of the 3A isoform subfamily of the cytochrome p450 enzyme system (CYP3A). Coadministration of erythromycin and a drug primarily metabolized by CYP3A may be associated with elevations in drug concentrations that could increase or prolong both the therapeutic and adverse effects of the concomitant drug. Dosage adjustments may be considered, and when possible, serum concentrations of drugs primarily metabolized by CYP3A should be monitored closely in patients concurrently receiving erythromycin.

The following are examples of some clinically significant CYP3A based drug interactions. Interactions with other drugs metabolized by the CYP3A isoform are also possible. The following CYP3A based drug interactions have been observed with erythromycin products in post-marketing experience:

Ergotamine/dihydroergotamine

Post-marketing reports indicate that co-administration of erythromycin with ergotamine or dihydroergotamine has been associated with acute ergot toxicity characterized by vasospasm and ischemia of the extremities and other tissues including the central nervous system. Concomitant administration of erythromycin with ergotamine or dihydroergotamine is contraindicated (see **CONTRAINDICATIONS**).

Triazolobenzodiazepines (such as triazolam and alprazolam) and related benzodiazepines
Erythromycin has been reported to decrease the clearance of triazolam and midazolam, and thus, may increase the pharmacologic effect of these benzodiazepines.

HMG-CoA Reductase Inhibitors

Erythromycin has been reported to increase concentrations of HMG-CoA reductase inhibitors (e.g., lovastatin and simvastatin). Rare reports of rhabdomyolysis have been reported in patients taking these drugs concomitantly.

Sildenafil (Viagra)

Erythromycin has been reported to increase the systemic exposure (AUC) of sildenafil.

Reduction of sildenafil dosage should be considered. (See Viagra package insert.)

There have been spontaneous or published reports of CYP3A based interactions of erythromycin with cyclosporine, carbamazepine, tacrolimus, alfentanil, disopyramide, rifabutin, quinidine, methyl-prednisolone, cilostazol, vinblastine, and bromocriptine.

Concomitant administration of erythromycin with cisapride, pimozide, astemizole, or terfenadine is contraindicated. (See **CONTRAINDICATIONS**.)

In addition, there have been reports of interactions of erythromycin with drugs not thought to be metabolized by CYP3A, including hexobarbital, phenytoin, and valproate.

Erythromycin has been reported to significantly alter the metabolism of the non-sedating antihistamines terfenadine and astemizole when taken concomitantly. Rare cases of serious cardiovascular adverse events, including electrocardiographic QT/QTc interval prolongation, cardiac arrest, torsades de pointes, and other ventricular arrhythmias have been observed. (See **CONTRAINDICATIONS**.) In addition, deaths have been reported rarely with concomitant administration of terfenadine and erythromycin.

There have been post-marketing reports of drug interactions when erythromycin was co-administered with cisapride, resulting in QT prolongation, cardiac arrhythmias, ventricular tachycardia, ventricular fibrillation, and torsades de pointes, most likely due to the inhibition of hepatic metabolism of cisapride by erythromycin. Fatalities have been reported. (See **CONTRAINDICATIONS**.)

Colchicine

Colchicine is a substrate for both CYP3A4 and the efflux transporter P-glycoprotein (P-gp). Erythromycin is considered a moderate inhibitor of CYP3A4. A significant increase in colchicine plasma concentration is anticipated when co-administered with moderate CYP3A4 inhibitors such as erythromycin. If co-administration of colchicine and erythromycin is necessary, the starting dose of colchicine may need to be reduced, and the maximum colchicine dose should be lowered. Patients should be monitored for clinical symptoms of colchicine toxicity (see **WARNINGS**).

Drug/Laboratory Test Interactions

Erythromycin interferes with the fluorometric determination of urinary catecholamines.

Carcinogenesis, Mutagenesis, Impairment of Fertility

Long-term oral dietary studies conducted with erythromycin stearate in rats up to 400 mg/kg/day and in mice up to about 500 mg/kg/day (approximately 1 to 2 fold of the maximum human dose on a body surface area basis) did not provide evidence of tumorigenicity. Erythromycin stearate did not show genotoxic potential in the Ames, and mouse lymphoma assays or induce chromosomal aberrations in CHO cells. There was no apparent effect on male or female fertility in rats treated with erythromycin base by oral gavage at 700 mg/kg/day (approximately 3 times the maximum human dose on a body surface area basis).

Pregnancy

Teratogenic Effects

There is no evidence of teratogenicity or any other adverse effect on reproduction in

female rats fed erythromycin base by oral gavage at 350 mg/kg/day (approximately twice the maximum recommended human dose on a body surface area) prior to and during mating, during gestation, and through weaning. No evidence of teratogenicity or embryotoxicity was observed when erythromycin base was given by oral gavage to pregnant rats and mice at 700 mg/kg/day and to pregnant rabbits at 125 mg/kg/day (approximately 1 to 3 times the maximum recommended human dose).

Labor and Delivery

The effect of erythromycin on labor and delivery is unknown.

Nursing Mothers

Erythromycin is excreted in human milk. Caution should be exercised when erythromycin is administered to a nursing woman.

Pediatric Use

See **INDICATIONS AND USAGE** and **DOSAGE AND ADMINISTRATION**.

Geriatric Use

Elderly patients, particularly those with reduced renal or hepatic function, may be at increased risk for developing erythromycin-induced hearing loss. (See **ADVERSE REACTIONS** and **DOSAGE AND ADMINISTRATION**).

Elderly patients may be more susceptible to development of torsades de pointes arrhythmias than younger patients. (See **WARNINGS**).

Elderly patients may experience increased effects of oral anticoagulant therapy while undergoing treatment with erythromycin. (See **PRECAUTIONS - Drug Interactions**).

Erythromycin delayed-release tablets (250 mg) contain 4.7 mg (0.2 mEq) of sodium per tablet.

Erythromycin delayed-release tablets (500 mg) contain 9.4 mg (0.4 mEq) of sodium per tablet.

ADVERSE REACTIONS

The most frequent side effects of oral erythromycin preparations are gastrointestinal and are dose-related. They include nausea, vomiting, abdominal pain, diarrhea and anorexia. Symptoms of hepatitis, hepatic dysfunction and/or abnormal liver function test results may occur. (See **WARNINGS**.)

Onset of pseudomembranous colitis symptoms may occur during or after antibacterial treatment. (See **WARNINGS**.)

Erythromycin has been associated with QT prolongation and ventricular arrhythmias, including ventricular tachycardia and torsades de pointes. (See **WARNINGS**).

Allergic reactions ranging from urticaria to anaphylaxis have occurred. Skin reactions ranging from mild eruptions to erythema multiforme, Stevens-Johnson syndrome, and toxic epidermal necrolysis have been reported rarely.

There have been reports of interstitial nephritis coincident with erythromycin use.

There have been rare reports of pancreatitis and convulsions.

There have been isolated reports of reversible hearing loss occurring chiefly in patients with renal insufficiency and in patients receiving high doses of erythromycin.

OVERDOSAGE

In case of overdosage, erythromycin should be discontinued. Overdosage should be handled with the prompt elimination of unabsorbed drug and all other appropriate measures should be instituted.

Erythromycin is not removed by peritoneal dialysis or hemodialysis.

DOSAGE AND ADMINISTRATION

In most patients, erythromycin delayed-release tablets, USP are well absorbed and may be dosed orally without regard to meals. However, optimal blood levels are obtained when erythromycin delayed-release tablets, USP, 250 mg, erythromycin delayed-release tablets, USP, 500 mg tablets are given in the fasting state (at least 1/2 hour and preferably 2 hours before meals).

Adults

The usual dose is 250 mg four times daily in equally spaced doses or one 500 mg tablet every 12 hours. Dose may be increased up to 4 g per day according to the severity of infection. However, twice-a-day dosing is not recommended when doses larger than 1 g daily are administered.

Children

Age, weight, and severity of the infection are important factors in determining the proper dosage. The usual dosage is 30 to 50 mg/kg/day, in equally divided doses. For more severe infections, this dose may be doubled but should not exceed 4 g per day.

In the treatment of streptococcal infections of the upper respiratory tract (e.g., tonsillitis or pharyngitis), the therapeutic dosage of erythromycin should be administered for at least ten days.

The American Heart Association suggests a dosage of 250 mg of erythromycin orally, twice a day in long-term prophylaxis of streptococcal upper respiratory tract infections for the prevention of recurring attacks of rheumatic fever in patients allergic to penicillin and sulfonamides. ¹

Conjunctivitis of the Newborn Caused by Chlamydia trachomatis

Oral erythromycin suspension 50 mg/kg/day in 4 divided doses for at least 2 weeks. ³

Pneumonia of Infancy Caused by Chlamydia trachomatis

Although the optimal duration of therapy has not been established, the recommended therapy is oral erythromycin suspension 50 mg/kg/day in 4 divided doses for at least 3 weeks.

Urogenital Infections During Pregnancy Due to Chlamydia trachomatis

Although the optimal dose and duration of therapy have not been established, the suggested treatment is 500 mg of erythromycin by mouth four times a day on an empty

stomach for at least 7 days. For women who cannot tolerate this regimen, a decreased dose of one erythromycin 500 mg tablet orally every 12 hours or 250 mg by mouth four times a day should be used for at least 14 days. ³

For adults with uncomplicated urethral, endocervical, or rectal infections caused by *Chlamydia trachomatis*, when tetracycline is contraindicated or not tolerated

500 mg of erythromycin by mouth four times a day for at least 7 days. ³

For patients with nongonococcal urethritis caused by *Ureaplasma urealyticum* when tetracycline is contraindicated or not tolerated

500 mg of erythromycin by mouth four times a day for at least seven days. ³

Primary Syphilis

30 to 40 g given in divided doses over a period of 10 to 15 days.

Acute pelvic inflammatory disease caused by *N. gonorrhoeae*

500 mg Erythrocin Lactobionate-I.V. (erythromycin lactobionate for injection, USP) every 6 hours for 3 days, followed by 500 mg of erythromycin base orally every 12 hours, for 7 days.

Intestinal Amebiasis

Adults

500 mg every 12 hours, 333 mg every 8 hours or 250 mg every 6 hours for 10 to 14 days.

Children

30 to 50 mg/kg/day in divided doses for 10 to 14 days.

Pertussis

Although optimal dosage and duration have not been established, doses of erythromycin utilized in reported clinical studies were 40 to 50 mg/kg/day, given in divided doses for 5 to 14 days.

Legionnaires' Disease

Although optimal dosage has not been established, doses utilized in reported clinical data were 1 to 4 g daily in divided doses.

HOW SUPPLIED

Erythromycin delayed-release tablets, USP 250 mg are supplied as white to off white, oval shaped, enteric-coated tablets, debossed with 'A25' on one side and plain on the other side and supplied as:

NDC Number Size

13668-586-30 HDPE bottles of 30 Tablets

13668-586-01 HDPE bottles of 100 Tablets 13668-586-05 HDPE bottles of 500 Tablets

Erythromycin delayed-release tablets, USP 500 mg are supplied as white to off white, oval shaped, enteric-coated tablets, debossed with 'A50' on one side and plain on the other side and supplied as:

NDC Number Size

13668-588-30 HDPE bottles of 30 Tablets
13668-588-01 HDPE bottles of 100 Tablets
13668-588-05 HDPE bottles of 500 Tablets

Recommended Storage

Store at 20° to 25°C (68° to 77°F); excursions permitted between 15°C and 30°C (59°F and 86°F) [See USP Controlled Room Temperature]

REFERENCES

1. Committee on Rheumatic Fever, Endocarditis, and Kawasaki Disease of the Council on Cardiovascular Disease in the Young, the American Heart Association: Prevention of Rheumatic Fever. *Circulation*. 78(4):1082-1086, October 1988.
2. Honein, M.A., et. al.: Infantile hypertrophic pyloric stenosis after pertussis prophylaxis with erythromycin: a case review and cohort study. *The Lancet* 1999;354 (9196): 2101-5.
3. Data on file, Arbor Pharmaceuticals, LLC.



Manufactured by:

Appco Pharma LLC, Piscataway, NJ 08854

Manufactured For

TORRENT PHARMA INC., Basking Ridge, NJ 07920.

200275

Revised: April 2021

PRINCIPAL DISPLAY PANEL

Erythromycin delayed-release tablets, USP 250 mg

100 Tablets NDC 13668-586-01

**Erythromycin
Delayed-Release
Tablets, USP**

250 mg

Rx only

Do not accept if seal over bottle opening is broken or missing.
Store at 20° to 25°C (68° to 77°F); excursions permitted to 15° to 30°C (59° to 86°F) [see USP Controlled Room Temperature].
Dispense in a USP tight container.
Keep tightly closed.
Each tablet contains:
Erythromycin 250 mg as the free base.
Usual Dosage: For full prescribing information see package insert.
DO NOT ACCEPT IF SEAL OVER BOTTLE OPENING IS BROKEN OR MISSING.
DO NOT ACCEPT IF SEAL OVER BOTTLE OPENING IS BROKEN OR MISSING.
Manufactured for: TORRENT PHARMA INC. Basking Ridge, NJ 07920 Rev. 09/2019 200269
Manufactured by: Appco Pharma LLC Piscataway, NJ 08854


13668 58601 5

Erythromycin delayed-release tablets, USP 500mg


100 Tablets NDC 13668-588-01

**Erythromycin
Delayed-Release
Tablets, USP**

500 mg

 **Rx only**

Do not accept if seal over bottle opening is broken or missing.
Store at 20° to 25°C (68° to 77°F); excursions permitted to 15° to 30°C (59° to 86°F) [see USP Controlled Room Temperature].
Dispense in a USP tight container. Keep tightly closed.
Each tablet contains:
Erythromycin 500 mg as the free base.
Usual Dosage: For full prescribing information see package insert.
DOSAGE MAY BE ADMINISTERED WITHOUT REGARD TO MEALS.
Manufactured for: TORRENT PHARMA INC. Basking Ridge, NJ 07920
Rev. 09/2019
200273
Manufactured by: Appco Pharma LLC Piscataway, NJ 08854

 13668-58801-9
N 3

ERYTHROMYCIN

erythromycin tablet, delayed release

Product Information

Product Type	HUMAN PRESCRIPTION DRUG	Item Code (Source)	NDC:13668-586
Route of Administration	ORAL		

Active Ingredient/Active Moiety

Ingredient Name	Basis of Strength	Strength
ERYTHROMYCIN (UNII: 63937KV33D) (ERYTHROMYCIN - UNII:63937KV33D)	ERYTHROMYCIN	250 mg

Inactive Ingredients

Ingredient Name	Strength
CALCIUM SILICATE (UNII: S4255P4G5M)	
SILICON DIOXIDE (UNII: ETJ7Z6XBU4)	
CROSCARMELLOSE SODIUM (UNII: M28OL1HH48)	
HYDROXYPROPYL CELLULOSE, UNSPECIFIED (UNII: 9XZ8H6N6OH)	
HYPROMELLOSE 2208 (100 MPA.S) (UNII: B1QE5P712K)	
MAGNESIUM STEARATE (UNII: 70097M6130)	
MANNITOL (UNII: 3OWL53L36A)	
METHACRYLIC ACID - ETHYL ACRYLATE COPOLYMER (1:1) TYPE A (UNII: NX76LV5T8J)	
POLOXAMER 407 (UNII: TUF2IVW3M2)	
POLYETHYLENE GLYCOL, UNSPECIFIED (UNII: 3WJQ0SDW1A)	
STARCH, CORN (UNII: O8232NY3SJ)	
SODIUM BICARBONATE (UNII: 8MDF5V39QO)	
SODIUM CITRATE, UNSPECIFIED FORM (UNII: 1Q73Q2JULR)	
SODIUM LAURYL SULFATE (UNII: 368GB5141J)	
TALC (UNII: 7SEV7J4R1U)	
TITANIUM DIOXIDE (UNII: 15FIX9V2JP)	

Product Characteristics

Color	white	Score	no score
Shape	OVAL	Size	15mm
Flavor		Imprint Code	A25
Contains			

Packaging

#	Item Code	Package Description	Marketing Start Date	Marketing End Date
1	NDC:13668-586-01	100 in 1 BOTTLE; Type 0: Not a Combination Product	07/26/2021	
2	NDC:13668-586-05	500 in 1 BOTTLE; Type 0: Not a Combination Product	07/26/2021	
3	NDC:13668-586-30	30 in 1 BOTTLE; Type 0: Not a Combination Product	09/21/2021	

Marketing Information

Marketing Category	Application Number or Monograph Citation	Marketing Start Date	Marketing End Date
ANDA	ANDA211975	07/26/2021	

ERYTHROMYCIN

erythromycin tablet, delayed release

Product Information

Product Type	HUMAN PRESCRIPTION DRUG	Item Code (Source)	NDC:13668-588
Route of Administration	ORAL		

Active Ingredient/Active Moiety

Ingredient Name	Basis of Strength	Strength
ERYTHROMYCIN (UNII: 63937KV33D) (ERYTHROMYCIN - UNII:63937KV33D)	ERYTHROMYCIN	500 mg

Inactive Ingredients

Ingredient Name	Strength
CALCIUM SILICATE (UNII: S4255P4G5M)	
SILICON DIOXIDE (UNII: ETJ7Z6XBU4)	
CROSCARMELOSE SODIUM (UNII: M28OL1HH48)	
HYDROXYPROPYL CELLULOSE, UNSPECIFIED (UNII: 9XZ8H6N6OH)	
HYPROMELLOSE 2208 (100 MPA.S) (UNII: B1QE5P712K)	
MAGNESIUM STEARATE (UNII: 70097M6I30)	
MANNITOL (UNII: 3OWL53L36A)	
METHACRYLIC ACID - ETHYL ACRYLATE COPOLYMER (1:1) TYPE A (UNII: NX76LV5T8J)	
POLOXAMER 407 (UNII: TUF2IVW3M2)	

POLYETHYLENE GLYCOL, UNSPECIFIED (UNII: 3WJQ0SDW1A)

STARCH, CORN (UNII: O8232NY3SJ)

SODIUM BICARBONATE (UNII: 8MDF5V39QO)

SODIUM CITRATE, UNSPECIFIED FORM (UNII: 1Q73Q2JULR)

SODIUM LAURYL SULFATE (UNII: 368GB5141J)

TALC (UNII: 7SEV7J4R1U)

TITANIUM DIOXIDE (UNII: 15FIX9V2JP)

Product Characteristics

Color	white	Score	no score
Shape	OVAL	Size	20mm
Flavor		Imprint Code	A50
Contains			

Packaging

#	Item Code	Package Description	Marketing Start Date	Marketing End Date
1	NDC:13668-588-01	100 in 1 BOTTLE; Type 0: Not a Combination Product	07/26/2021	
2	NDC:13668-588-05	500 in 1 BOTTLE; Type 0: Not a Combination Product	07/26/2021	
3	NDC:13668-588-30	30 in 1 BOTTLE; Type 0: Not a Combination Product	09/21/2021	

Marketing Information

Marketing Category	Application Number or Monograph Citation	Marketing Start Date	Marketing End Date
ANDA	ANDA211975	07/26/2021	

Labeler - Torrent Pharmaceuticals Limited (916488547)

Registrant - Torrent Pharma Inc. (790033935)

Establishment

Name	Address	ID/FEI	Business Operations
Appco Pharma LLC		078510186	manufacture(13668-586, 13668-588)

Revised: 9/2021

Torrent Pharmaceuticals Limited