

**EPINEPHRINE- epinephrine injection, solution**  
**Medical Purchasing Solutions, LLC**

*Disclaimer: This drug has not been found by FDA to be safe and effective, and this labeling has not been approved by FDA. For further information about unapproved drugs, click here.*

-----  
**EPINEPHRINE**  
**Injection, USP**  
**1 mg/10 mL (0.1 mg/mL)**  
**Abboject™ Syringe**  
**Fliptop Vial**

**Protect solution from light;**  
**do not use the Injection if its color is**  
**pinkish or darker than slightly yellow**  
**or if it contains a precipitate.**



Rx only

***DESCRIPTION***

Epinephrine Injection, USP is a sterile, nonpyrogenic solution administered parenterally by the intravenous or intracardiac (left ventricular chamber) routes, or via endotracheal tube into the bronchial tree.

Each milliliter (mL) contains epinephrine 0.1 mg; sodium chloride 8.16 mg; sodium metabisulfite added 0.46 mg; citric acid, anhydrous 2 mg and sodium citrate, dihydrate 0.6 mg added as buffers. May contain additional citric acid and/or sodium citrate for pH adjustment. pH 3.3 (2.2 to 5.0). Epinephrine Injection, USP is oxygen sensitive.

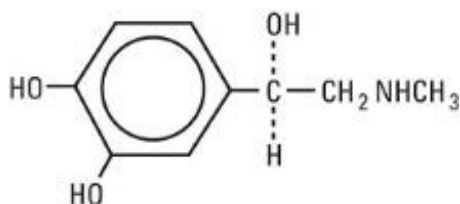
The solution contains no bacteriostat or antimicrobial agent and is intended for use only as a single-dose injection. When smaller doses are required the unused portion should be discarded.

Epinephrine Injection, USP is a parenteral adrenergic (sympathomimetic) agent and cardiac stimulant.

The drug belongs to the group of endogenous compounds known as catecholamines.

Sodium Chloride, USP is chemically designated NaCl, a white crystalline powder freely soluble in water.

Epinephrine, USP is chemically designated 4-[1-hydroxy-2-(methylamino) ethyl]-1, 2 benzenediol, a white, microcrystalline powder. With acids, it forms salts that are freely soluble in water. Epinephrine has the following structural formula:



***CLINICAL PHARMACOLOGY***

The actions of epinephrine resemble the effects of stimulation of adrenergic nerves. To a variable degree it acts on both alpha and beta receptor sites of sympathetic effector cells. Its most prominent actions are on the beta receptors of the heart, vascular and other smooth muscle. When given by rapid intravenous injection, it produces a rapid rise in blood pressure, mainly systolic, by (1) direct stimulation of cardiac muscle which increases the strength of ventricular contraction, (2) increasing the heart rate and (3) constriction of the arterioles in the skin, mucosa and splanchnic areas of the circulation.

When given by slow intravenous injection, epinephrine usually produces only a moderate rise in systolic and a fall in diastolic pressure. Although some increase in pulse pressure occurs, there is usually no great elevation in mean blood pressure. Accordingly, the compensatory reflex mechanisms that come into play with a pronounced increase in blood pressure do not antagonize the direct cardiac actions of epinephrine as much as with catecholamines that have a predominant action on alpha receptors.

Total peripheral resistance decreases by action of epinephrine on beta receptors of the skeletal muscle vasculature and blood flow is thereby enhanced. Usually this vasodilator effect of the drug on the circulation predominates so that the modest rise in systolic pressure which follows slow injection or absorption is mainly the result of direct cardiac stimulation and increase in cardiac output. In some instances peripheral resistance is not altered or may even rise owing to a greater ratio of alpha to beta activity in different vascular areas.

Epinephrine relaxes the smooth muscles of the bronchi and iris and is a physiologic antagonist of histamine. The drug also produces an increase in blood sugar and glycogenolysis in the liver.

Intravenous injection produces an immediate and intensified response. Following intravenous injection epinephrine disappears rapidly from the blood stream.

Epinephrine is rapidly inactivated in the body and is degraded by enzymes in the liver and other tissues. The larger portion of injected doses is excreted in the urine as inactivated compounds and the remainder either partly unchanged or conjugated.

The drug becomes fixed in the tissues and is inactivated chiefly by enzymatic transformation to metanephrine or normetanephrine either of which is subsequently conjugated and excreted in the urine in the form of sulfates and glucuronides. Either sequence results in the formation of 3-methoxy-4-hydroxy-mandelic acid (vanillyl-mandelic acid: VMA) which also is detectable in the urine.

Sodium chloride added to render the solution isotonic for injection of the active ingredient is present in amounts insufficient to affect serum electrolyte balance of sodium ( $\text{Na}^+$ ) and chloride ( $\text{Cl}^-$ ) ions.

### ***INDICATIONS AND USAGE***

Epinephrine Injection, USP is indicated for intravenous injection in (1) treatment of acute hypersensitivity (anaphylactoid reactions to drugs, animal serums and other allergens), (2) treatment of acute asthmatic attacks to relieve bronchospasm not controlled by inhalation or subcutaneous administration of other solutions of the drug and (3) treatment and prophylaxis of cardiac arrest and attacks of transitory atrioventricular (A-V) heart block with syncopal seizures (Stokes-Adams Syndrome).

In acute attacks of ventricular standstill, physical measures should be applied first. When external cardiac compression and attempts to restore the circulation by electrical defibrillation or use of a pacemaker fail, intracardiac puncture and intramyocardial injection of epinephrine may be effective.

### ***CONTRAINDICATIONS***

Epinephrine is contraindicated in patients with known hypersensitivity to sympathomimetic amines, in patients with angle closure glaucoma, and patients in shock (nonanaphylactic). It should not be used in

patients anesthetized with agents such as cyclopropane or halothane as these may sensitize the heart to arrhythmic action of sympathomimetic drugs.

Epinephrine should not ordinarily be used in those cases where vasopressor drugs may be contraindicated, e.g., in thyrotoxicosis, diabetes, in obstetrics when maternal blood pressure is in excess of 130/80 and in hypertension and other cardiovascular disorders.

## **WARNINGS**

Inadvertently induced high arterial blood pressure may result in angina pectoris, aortic rupture or cerebral hemorrhage.

Epinephrine may induce potentially serious cardiac arrhythmias in patients not suffering from heart disease and patients with organic heart disease or who are receiving drugs that sensitize the myocardium.

Parenterally administered epinephrine initially may produce constriction of renal blood vessels and decrease urine formation.

Epinephrine is the preferred treatment for serious allergic or other emergency situations even though this product contains sodium metabisulfite, a sulfite that may in other products cause allergic-type reactions including anaphylactic symptoms or life-threatening or less severe asthmatic episodes in certain susceptible persons. The alternatives to using epinephrine in a life-threatening situation may not be satisfactory. The presence of a sulfite(s) in this product should not deter administration of the drug for treatment of serious allergic or other emergency situations.

## **PRECAUTIONS**

The solution should be protected from light. Do not use the injection if its color is pinkish or darker than slightly yellow or if it contains a precipitate.

Do not administer unless solution is clear and seal is intact.

Discard unused portion.

Although epinephrine can produce ventricular fibrillation, its actions in restoring electrical activity in asystole and in enhancing defibrillation of the fibrillating ventricle are well documented. The drug, however, should be used with caution in patients with ventricular fibrillation.

In patients with prefibrillatory rhythm, intravenous epinephrine must be used judiciously with extreme caution because of its excitatory action on the heart. Since the myocardium is sensitized to this action of the drug by many anesthetic agents, epinephrine may convert asystole to ventricular fibrillation if used in the treatment of anesthetic cardiac accidents.

Epinephrine should be used cautiously in patients with hyperthyroidism, hypertension and cardiac arrhythmias. All vasopressors should be used cautiously in patients taking monoamine oxidase (MAO) inhibitors.

Epinephrine should not be administered concomitantly with other sympathomimetic drugs (such as isoproterenol) because of possible additive effects and increased toxicity. Combined effects may induce serious cardiac arrhythmias. They may be administered alternately when the preceding effect of other such drug has subsided.

Administration of epinephrine to patients receiving cyclopropane or halogenated hydrocarbon general anesthetics such as halothane which sensitize the myocardium, may induce cardiac arrhythmia. (See CONTRAINDICATIONS). When encountered, such arrhythmias may respond to administration of a beta-adrenergic blocking drug. Epinephrine also should be used cautiously with other drugs (e.g., digitalis, glycosides) that sensitize the myocardium to the actions of sympathomimetic drugs.

Diuretic agents may decrease vascular response to pressor drugs such as epinephrine.

Epinephrine may antagonize the neuron blockade produced by guanethidine resulting in decreased antihypertensive effect and requiring increased dosage of the latter.

*Pregnancy Category C.* Animal reproduction studies have not been conducted with epinephrine. It is also not known whether epinephrine can cause fetal harm when administered to a pregnant woman or can affect reproduction capacity. Epinephrine should be given to a pregnant woman only if clearly needed.

*Labor and Delivery.* Parenteral administration of epinephrine if used to support blood pressure during low or other spinal anesthesia for delivery can cause acceleration of fetal heart rate and should not be used in obstetrics when maternal blood pressure exceeds 130/80. (See CONTRAINDICATIONS).

## **ADVERSE REACTIONS**

Transient and minor side effects of anxiety, headache, fear and palpitations occur with systemic therapeutic doses, especially in hyperthyroid individuals. Adverse effects such as cardiac arrhythmias and excessive rise in blood pressure may also occur with therapeutic doses or inadvertent overdosage. Other adverse reactions include cerebral hemorrhage, hemiplegia, subarachnoid hemorrhage, anginal pain in patients with angina pectoris, anxiety, restlessness, throbbing headache, tremor, weakness, dizziness, pallor and respiratory difficulty.

## **OVERDOSAGE**

Erroneous administration of large doses of epinephrine may lead to precordial distress, vomiting, headache, dyspnea, as well as unusually elevated blood pressure. (See WARNINGS.) Toxic effects of overdosage can be counteracted by injection of an alpha-adrenergic blocker and a beta-adrenergic blocker. In the event of a sharp rise in blood pressure, rapid-acting vasodilators such as the nitrites, or alpha-adrenergic blocking agents can be given to counteract the marked pressor effect of large doses of epinephrine.

## **DOSAGE AND ADMINISTRATION**

Epinephrine Injection, USP is administered by intravenous injection and/or in cardiac arrest, by intracardiac injection into the left ventricular chamber or via endotracheal tube directly into the bronchial tree. The adult intravenous dose for hypersensitivity reactions or to relieve bronchospasm usually ranges from 0.1 to 0.25 mg (1 to 2.5 mL of 0.1 mg/mL solution), injected slowly. Neonates may be given a dose of 0.01 mg per kg of body weight; for the infant 0.05 mg is an adequate initial dose and this may be repeated at 20 to 30 minute intervals in the management of asthma attacks.

In cardiac arrest, 0.5 to 1.0 mg (5 to 10 mL of 0.1 mg/mL solution) may be given. During a resuscitation effort, 0.5 mg (5 mL) should be administered intravenously every five minutes.

Intracardiac injection should only be administered by personnel well trained in the technique, if there has not been sufficient time to establish an intravenous route. The intracardiac dose usually ranges from 0.3 to 0.5 mg (3 to 5 mL of 0.1 mg/mL solution).

Alternatively, if the patient has been intubated, epinephrine can be injected via the endotracheal tube directly into the bronchial tree at the same dosage as for intravenous injection. It is rapidly absorbed through the lung capillary bed.

Parenteral drug products should be inspected visually for particulate matter and discoloration prior to administration, whenever solution and container permit. (See PRECAUTIONS.)

To prevent needle-stick injuries, needles should not be recapped, purposely bent or broken by hand.

## **HOW SUPPLIED**

Epinephrine Injection, USP is supplied in single-dose containers as follows:

<b>Unit of Sale</b>	<b>Total Strength/ Total Volume (Concentration)</b>	<b>Each</b>
<b>NDC 0409-4901-18</b> Bundle of 10	1 mg/10 mL (0.1 mg/mL)	NDC 0409-4901-10 10 mL Single-dose Abboject™ Glass Syringe (18 G x 3 1/2 inch)
<b>NDC 0409-4921-34</b> Bundle of 10	1 mg/10 mL (0.1 mg/mL)	NDC 0409-4921-20 10 mL Single-dose Lifeshield™ Abboject™ Glass Syringe *

\* Abboject™ LifeShield™ Unit of Use Syringe with protected needle and male luer lock adapter.

Store at 20 to 25°C (68 to 77°F). [See USP Controlled Room Temperature.]

**Protect from light.**

TO PREVENT NEEDLE-STICK INJURIES, NEEDLES SHOULD NOT BE RECAPPED,  
PURPOSELY BENT OR BROKEN BY HAND.

Hospira, Inc., Lake Forest, IL 60045 USA



Abboject™ is a trademark of Abbott Laboratories.

LAB-1136-1.0

Revised: 09/2017

**PRINCIPAL DISPLAY PANEL - 10 mL Syringe Label - 4921**

10 mL Single-dose  
NDC 0409-4921-20

**EPINEPHRINE** Injection, USP

**1 mg/10 mL (0.1 mg/mL)**

Rx only

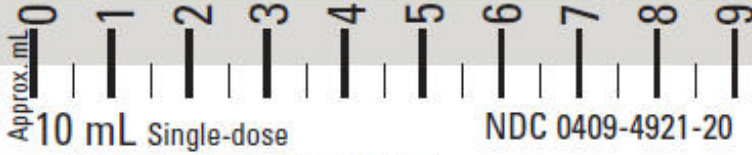
pH 3.3 (2.2 to 5.0). For intravenous use. See insert for  
dosage and administration. Sterile, nonpyrogenic.

Hospira, Inc.

Lake Forest, IL 60045 USA

RL - 5185

Epinephrine 1 mg/10 mL (0.1 mg/mL)



**EPINEPHRINE** Injection, USP  
**1 mg/10 mL (0.1 mg/mL)** Rx only

pH 3.3 (2.2 to 5.0). For intravenous use. See insert for dosage and administration. Sterile, nonpyrogenic.

Hospira, Inc.  
Lake Forest, IL 60045 USA

RL-5185



(01)00304094921204

CA-4216

**CAUTION: Liquid in glass.**  
Handle with care. Inspect vial for damage prior to assembly.

**USE ASEPTIC TECHNIQUE**

Do not assemble until ready to use.

1. Remove caps from vial and injector.



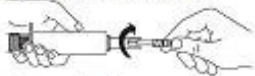
2. Insert vial into injector **without exerting excessive force**. Ensure that vial and injector are properly aligned. **Gently** rotate vial clockwise (about 3 turns) until medication enters needle. **If resistance is encountered, remove vial and repeat procedure.**



3. To access green **male luer lock adapter**, push yellow hood in and then twist *counterclockwise*.

**OR**

To access **needle**, twist and pull yellow hood *clockwise* to remove hood and green adapter.



4. Apply gentle downward pressure on vial to initiate liquid flow. **DO NOT APPLY EXCESSIVE FORCE TO VIAL.**

CA-4216

Hospira, Inc. Lake Forest, IL 60045 USA  
Abboject™ is a trademark of Abbott Laboratories

Hospira  
Injection, USP  
**EPINEPHRINE**  
1 mg/10 mL (0.1 mg/mL)  
10 mL NDC 0409-4921-20

10 mL NDC 0409-4921-20

**EPINEPHRINE**  
Injection, USP  
**1 mg/10 mL**  
**(0.1 mg/mL)**

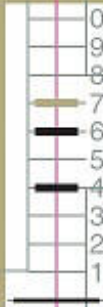
**Warning: Contains Sulfites**  
**PROTECT FROM LIGHT**

LIFESHIELD™

**Glass**  
**ABBOJECT™**  
Unit of Use Syringe

with male luer lock  
adapter and 20-Gauge  
protected needle

Rx only



**EPINEPHRINE**  
Injection, USP  
1 mg/10 mL (0.1 mg/mL)  
Hospira

Each mL contains epinephrine 0.1 mg; sodium chloride 8.16 mg; sodium metabisulfite added, 0.46 mg; citric acid, anhydrous 2 mg and sodium citrate, dihydrate 0.6 mg added as buffers. May contain additional citric acid and/or sodium citrate for pH adjustment. Contains no bacteriostat or antimicrobial agent. pH 3.3 (2.2 to 5.0). Medication, fluid path and needle are sterile and nonpyrogenic. If caps and needle cover are undisturbed and package is intact.

Single-dose unit. Discard unused portion. NOTE: Do not use the Injection if its color is pinkish or darker than slightly yellow or if it contains a precipitate. For intravenous use. Usual dosage: See insert. **Warning: Contains Sulfites. Protect from light by retaining product in carton until ready for use.** To prevent needle-stick injuries, needles should not be recapped, purposely bent or broken by hand. Store at 20 to 25°C (68 to 77°F). [See USP Controlled Room Temperature.]



(01)00304094921204

**OPEN**

← **PRESS AND PULL TO OPEN**

10 mL NDC 0409-4921-20

**EPINEPHRINE**  
Injection, USP  
**1 mg/10 mL (0.1 mg/mL)**  
Hospira

**OUTER PACKAGE LABEL**  
**NDC 71872-7120-1**





NDC 71872-7120-1

Rx only

EPINEPHRINE INJ. USP, 1mg/10 mL (0.1 mg/mL)

Qty: 1 Box Lot# XXXX Exp: XX/XXXX

Warning: Contains Sulfites PROTECT FROM LIGHT

Glass ABBOJECT™ Unit of Use Syringe with male luer lock adaptor and 20-Gauge protected needle.

Each mL contains epinephrine 0.1 mg; sodium chloride 8.16 mg; sodium metabisulfite added, 0.46mg; citric acid, anhydrous 2 mg and sodium citrate, dihydrate 0.6 mg added as buffers. May contain additional citric acid and/or sodium citrate for pH adjustment. Contains no bacteriostat or antimicrobial agent. pH 3.3 (2.2 to 5.0). Medication, fluid path and needle are sterile and nonpyrogenic if caps and needle cover are undisturbed and package is intact.

Single-dose unit. Discard unused portion. Do not use the injection if its color is pinkish or darker than slightly yellow or if it contains a precipitate. For intravenous use. Usual dosage: See insert. Warning: Contains Sulfites. Protect from light by retaining product in carton until ready to use. To prevent needle-stick injuries, needles should not be recapped, purposely bent or broken by hand.

Store at 20° to 25°C (68° to 77°F). [See USP Controlled Room Temperature.]

Manufactured By: Hospira  
Manufacturer NDC: 00409-4921-20

Repackaged

& Distributed By:



Medical Purchasing Solutions  
Scottsdale, AZ 85260  
www.medicalpurchasingsolutions.com

## EPINEPHRINE

epinephrine injection, solution

### Product Information

<b>Product Type</b>	HUMAN PRESCRIPTION DRUG	<b>Item Code (Source)</b>	NDC:71872-7120(NDC:0409-4921)
<b>Route of Administration</b>	INTRAVENOUS, INTRACARDIAC, ENDOTRACHEAL		

### Active Ingredient/Active Moiety

Ingredient Name	Basis of Strength	Strength
EPINEPHRINE (UNII: YKH834O4BH) (EPINEPHRINE - UNII:YKH834O4BH)	EPINEPHRINE	0.1 mg in 1 mL

### Inactive Ingredients

Ingredient Name	Strength
SODIUM CHLORIDE (UNII: 451W47IQ8X)	8.16 mg in 1 mL
SODIUM METABISULFITE (UNII: 4VON5FNS3C)	0.46 mg in 1 mL
ANHYDROUS CITRIC ACID (UNII: XF417D3PSL)	2 mg in 1 mL
TRISODIUM CITRATE DIHYDRATE (UNII: B22547B95K)	0.6 mg in 1 mL

### Packaging

#	Item Code	Package Description	Marketing Start	Marketing End Date
---	-----------	---------------------	-----------------	--------------------



#	Item Code	Package Description	Date	Marketing End Date
1	NDC:71872-7120-1	1 in 1 BAG	03/05/2018	
1		1 in 1 CARTON		
1		10 mL in 1 SYRINGE; Type 1: Convenience Kit of Co-Package		

### Marketing Information

Marketing Category	Application Number or Monograph Citation	Marketing Start Date	Marketing End Date
unapproved drug other		12/22/2005	

**Labeler** - Medical Purchasing Solutions, LLC (601458529)

### Establishment

Name	Address	ID/FEI	Business Operations
Medical Purchasing Solutions, LLC		601458529	repack(71872-7120)

Revised: 1/2020

Medical Purchasing Solutions, LLC