

ROCURONIUM BROMIDE- rocuronium bromide solution

Medical Purchasing Solutions, LLC

HIGHLIGHTS OF PRESCRIBING INFORMATION

These highlights do not include all the information needed to use ROCURONIUM BROMIDE INJECTION safely and effectively. See full prescribing information for ROCURONIUM BROMIDE INJECTION.

ROCURONIUM Bromide Injection for intravenous use

Initial U.S. Approval: 1994

RECENT MAJOR CHANGES

Dosage and Administration

Dosage in Specific Populations (2.5)	01/2015
Warnings and Precautions, Residual Paralysis (5.4)	01/2015

INDICATIONS AND USAGE

Rocuronium Bromide Injection is a nondepolarizing neuromuscular blocking agent indicated as an adjunct to general anesthesia to facilitate both rapid sequence and routine tracheal intubation, and to provide skeletal muscle relaxation during surgery or mechanical ventilation. (1)

DOSAGE AND ADMINISTRATION

To be administered only by experienced clinicians or adequately trained individuals supervised by an experienced clinician familiar with the use, actions, characteristics, and complications of neuromuscular blocking agents.(2)

- Individualize the dose for each patient. (2)
- Peripheral nerve stimulator recommended for determination of drug response and need for additional doses, and to evaluate recovery. (2)
- Tracheal intubation: Recommended initial dose is 0.6 mg/kg. (2.1)
- Rapid sequence intubation: 0.6 to 1.2 mg/kg. (2.2)
- Maintenance doses: Guided by response to prior dose, not administered until recovery is evident. (2.3)
- Continuous infusion: Initial rate of 10 to 12 mcg/kg/min. Start only after early evidence of spontaneous recovery from an intubating dose. (2.4)

DOSAGE FORMS AND STRENGTHS

- 5 mL multiple dose vials containing 50 mg rocuronium bromide (10 mg/mL)
- 10 mL multiple dose vials containing 100 mg rocuronium bromide (10 mg/mL)

CONTRAINDICATIONS

Hypersensitivity (e.g., anaphylaxis) to rocuronium bromide or other neuromuscular blocking agents. (4)

WARNINGS AND PRECAUTIONS

- Appropriate Administration and Monitoring: Use only if facilities for intubation, mechanical ventilation, oxygen therapy, and an antagonist are immediately available. (5.1)
- Anaphylaxis: Severe anaphylaxis has been reported. Consider cross-reactivity among neuromuscular blocking agents. (5.2)
- Need for Adequate Anesthesia: Must be accompanied by adequate anesthesia or sedation. (5.3)
- Residual Paralysis: Consider using a reversal agent in cases where residual paralysis is more likely to occur. (5.4)

ADVERSE REACTIONS

Most common adverse reactions (2%) are transient hypotension and hypertension. (6.1) (6)

To report SUSPECTED ADVERSE REACTIONS, contact X-GEN Pharmaceuticals at 1-607-562-2700 or the FDA at 1-800-FDA-1088 or [WWW.fda.gov/medwatch](http://www.fda.gov/medwatch) (6)

DRUG INTERACTIONS

- Succinylcholine: Use before succinylcholine has not been studied. (7.11)
- Nondepolarizing muscle relaxants: Interactions have been observed. (7.7)
- Enhanced Rocuronium Bromide Injection activity possible: Inhalation anesthetics (7.3), certain antibiotics (7.1), quinidine (7.10), magnesium (7.6), lithium (7.4), local anesthetics (7.5), procainamide (7.8)
- Reduced Rocuronium Bromide Injection activity possible: Anticonvulsants. (7.2)

----- **USE IN SPECIFIC POPULATIONS** -----

- Labor and delivery: Not recommended for rapid sequence induction in patients undergoing Cesarean section. (8.2)
- Pediatric Use: Onset time and duration will vary with dose, age, and anesthetic technique. Not recommended for rapid sequence intubation in pediatric patients. (8.4).

See 17 for PATIENT COUNSELING INFORMATION.

Revised: 1/2018

FULL PRESCRIBING INFORMATION: CONTENTS*

1 INDICATIONS AND USAGE

2 DOSAGE AND ADMINISTRATION

2.1 Dose for Tracheal Intubation

2.2 Rapid Sequence Intubation

2.3 Maintenance Dosing

2.4 Use by Continuous Infusion

2.5 Dosage in Specific Populations

2.6 Preparation for Administration of Rocuronium Bromide

3 DOSAGE FORMS AND STRENGTHS

4 CONTRAINDICATIONS

5 WARNINGS AND PRECAUTIONS

5.1 Appropriate Administration and Monitoring

5.2 Anaphylaxis

5.3 Need for Adequate Anesthesia

5.4 Residual Paralysis

5.5 Long-Term Use in an Intensive Care Unit

5.6 Malignant Hyperthermia (MH)

5.7 Prolonged Circulation Time

5.8 QT Interval Prolongation

5.9 Conditions/Drugs Causing Potentiation of, or Resistance to, Neuromuscular Block

5.10 Incompatibility with Alkaline Solutions

5.11 Increase in Pulmonary Vascular Resistance

5.12 Use In Patients with Myasthenia

5.13 Extravasation

6 ADVERSE REACTIONS

6.1 Clinical Trials Experience

6.2 Postmarketing Experience

7 DRUG INTERACTIONS

7.1 Antibiotics

7.2 Anticonvulsants

7.3 Inhalation Anesthetics

- 7.4 Lithium Carbonate**
- 7.5 Local Anesthetics**
- 7.6 Magnesium**
- 7.7 Nondepolarizing Muscle Relaxants**
- 7.8 Procainamide**
- 7.9 Propofol**
- 7.10 Quinidine**
- 7.11 Succinylcholine**

8 USE IN SPECIFIC POPULATIONS

- 8.1 Pregnancy
- 8.2 Labor and Delivery
- 8.4 Pediatric Use
- 8.5 Geriatric Use
- 8.6 Patients with Hepatic Impairment**
- 8.7 Patients with Renal Impairment**

10 OVERDOSAGE

11 DESCRIPTION

12 CLINICAL PHARMACOLOGY.1

- 12.1 Mechanism of Action
- 12.2 Pharmacodynamics
- 12.3 Pharmacokinetics

13 NONCLINICAL TOXICOLOGY

- 13.1 Carcinogenesis and Mutagenesis and Impairment of Fertility

14 CLINICAL STUDIES

- 14.1 Adult Patients**
- 14.2 Geriatric Patients**
- 14.3 Pediatric Patients**

16 HOW SUPPLIED/STORAGE AND HANDLING

17 PATIENT COUNSELING INFORMATION

* Sections or subsections omitted from the full prescribing information are not listed.

FULL PRESCRIBING INFORMATION

1 INDICATIONS AND USAGE

Rocuronium bromide Injection is indicated for inpatients and outpatients as an adjunct to general anesthesia to facilitate both rapid sequence and routine tracheal intubation, and to provide skeletal muscle relaxation during surgery or mechanical ventilation.

2 DOSAGE AND ADMINISTRATION

Rocuronium bromide injection is for intravenous use only. **This drug should only be administered by experienced clinicians or trained individuals supervised by an experienced clinician familiar with the use, actions, characteristics, and complications of neuromuscular blocking agents. Doses of rocuronium bromide injection should be individualized and a peripheral nerve stimulator**

should be used to monitor drug effect, need for additional doses, adequacy of spontaneous recovery or antagonism, and to decrease the complications of overdosage if additional doses are administered.

The dosage information which follows is derived from studies based upon units of drug per unit of body weight. It is intended to serve as an initial guide to clinicians familiar with other neuromuscular blocking agents to acquire experience with rocuronium bromide.

In patients in whom potentiation of, or resistance to, neuromuscular block is anticipated, a dose adjustment should be considered [see Dosage and Administration (2.5), Warnings and Precautions (5.9,5.12), Drug Interactions (7.2, 7.3, 7.4, 7.5, 7.6, 7.8, 7.10), and Use in Specific Populations (8.6)].

2.1 Dose for Tracheal Intubation

The recommended initial dose of rocuronium bromide, regardless of anesthetic technique, is 0.6 mg/kg. Neuromuscular block sufficient for intubation (80% block or greater) is attained in a median (range) time of 1 (0.4 to 6) minute(s) and most patients have intubation completed within 2 minutes. Maximum blockade is achieved in most patients in less than 3 minutes. This dose may be expected to provide 31 (15 to 85) minutes of clinical relaxation under opioid/nitrous oxide/oxygen anesthesia. Under halothane, isoflurane, and enflurane anesthesia, some extension of the period of clinical relaxation should be expected [see Drug Interactions (7.3)].

A lower dose of rocuronium bromide (0.45 mg/kg) may be used. Neuromuscular block sufficient for intubation (80% block or greater) is attained in a median (range) time of 1.3 (0.8 to 6.2) minute(s), and most patients have intubation completed within 2 minutes. Maximum blockade is achieved in most patients in less than 4 minutes. This dose may be expected to provide 22 (12 to 31) minutes of clinical relaxation under opioid/nitrous oxide/oxygen anesthesia. Patients receiving this low dose of 0.45 mg/kg who achieve less than 90% block (about 16% of these patients) may have a more rapid time to 25% recovery, 12 to 15 minutes.

A large bolus dose of 0.9 or 1.2 mg/kg can be administered under opioid/nitrous oxide/oxygen anesthesia without adverse effects to the cardiovascular system [see Clinical Pharmacology (12.2)].

2.2 Rapid Sequence Intubation

In appropriately premedicated and adequately anesthetized patients, Rocuronium Bromide Injection 0.6 to 1.2 mg/kg will provide excellent or good intubating conditions in most patients in less than 2 minutes [see Clinical Studies (14.1)].

2.3 Maintenance Dosing

Maintenance doses of 0.1, 0.15, and 0.2 mg/kg rocuronium bromide, administered at 25% recovery of control T_1 (defined as 3 twitches of train-of-four), provide a median (range) of 12 (2 to 31), 17 (6 to 50), and 24 (7 to 69) minutes of clinical duration under opioid/nitrous oxide/oxygen anesthesia [see Clinical Pharmacology (12.2)]. In all cases, dosing should be guided based on the clinical duration following initial dose or prior maintenance dose and not administered until recovery of neuromuscular function is evident. A clinically insignificant cumulation of effect with repetitive maintenance dosing has been observed [see Clinical Pharmacology (12.2)].

2.4 Use by Continuous Infusion

Infusion at an initial rate of 10 to 12 mcg/kg/min of rocuronium bromide should be initiated only after early evidence of spontaneous recovery from an intubating dose. Due to rapid redistribution [see Clinical Pharmacology (12.3)] and the associated rapid spontaneous recovery, initiation of the infusion after substantial return of neuromuscular function (more than 10% of control T_1) may necessitate additional bolus doses to maintain adequate block for surgery.

Upon reaching the desired level of neuromuscular block, the infusion of rocuronium bromide must be individualized for each patient. The rate of administration should be adjusted according to the patient's twitch response as monitored with the use of a peripheral nerve stimulator. In clinical trials, infusion rates have ranged from 4 to 16 mcg/kg/min.

Inhalation anesthetics, particularly enflurane and isoflurane, may enhance the neuromuscular blocking action of nondepolarizing muscle relaxants. In the presence of steady-state concentrations of enflurane or isoflurane, it may be necessary to reduce the rate of infusion by 30 to 50%, at 45 to 60 minutes after the intubating dose.

Spontaneous recovery and reversal of neuromuscular blockade following discontinuation of rocuronium bromide infusion may be expected to proceed at rates comparable to that following comparable total doses administered by repetitive bolus injections [see Clinical Pharmacology (12.2)].

Infusion solutions of rocuronium bromide can be prepared by mixing rocuronium bromide with an appropriate infusion solution such as 5% glucose in water or lactated Ringers [see Dosage and Administration (2.6)]. These infusion solutions should be used within 24 hours of mixing. Unused portions of infusion solutions should be discarded.

Infusion rates of rocuronium bromide can be individualized for each patient using the following tables for 3 different concentrations of rocuronium bromide solution as guidelines:

2.5 Dosage in Specific Populations

Pediatric Patients: The recommended initial intubation dose of rocuronium bromide is 0.6 mg/kg; however, a lower dose of 0.45 mg/kg may be used depending on anesthetic technique and the age of the patient.

For sevoflurane (induction) rocuronium bromide doses of 0.45 mg/kg and 0.6 mg/kg in general produce excellent to good intubating conditions within 75 seconds. When halothane is used, a 0.6 mg/kg dose of rocuronium bromide resulted in excellent to good intubating conditions within 60 seconds.

The time to maximum block for an intubating dose was shortest in infants (28 days up to 3 months) and longest in neonates (birth to less than 28 days). The duration of clinical relaxation following an intubating dose is shortest in children (greater than 2 years up to 11 years) and longest in infants.

When sevoflurane is used for induction and isoflurane/nitrous oxide for maintenance of general anesthesia, maintenance dosing of rocuronium bromide can be administered as bolus doses of 0.15 mg/kg at reappearance of T_3 in all pediatric age groups.

Maintenance dosing can also be administered at the reappearance of T_2 at a rate of 7 to 10 mcg/kg/min, with the lowest dose requirement for neonates (birth to less than 28

days) and the highest dose requirement for children (greater than 2 years up to 11 years).

When halothane is used for general anesthesia, patients ranging from 3 months old through adolescence can be administered rocuronium bromide maintenance doses of 0.075 to 0.125 mg/kg upon return of T₁ to 0.25% to provide clinical relaxation for 7 to 10 minutes. Alternatively, a continuous infusion of rocuronium bromide initiated at a rate of 12 mcg/kg/min upon return of T₁ to 10% (one twitch present in train-of-four) may also be used to maintain neuromuscular blockade in pediatric patients.

Additional information for administration to pediatric patients of all age groups is presented elsewhere in the label [see Clinical Pharmacology (12.2)].

The infusion of rocuronium bromide must be individualized for each patient. The rate of administration should be adjusted according to the patient's twitch response as monitored with the use of a peripheral nerve stimulator. Spontaneous recovery and reversal of neuromuscular blockade following discontinuation of rocuronium bromide infusion may be expected to proceed at rates comparable to that following similar total exposure to single bolus doses [see Clinical Pharmacology (12.2)].

Rocuronium bromide is not recommended for rapid sequence intubation in pediatric patients.

Geriatric Patients: Geriatric patients (65 years or older) exhibited a slightly prolonged median (range) clinical duration of 46 (22-73), 62 (49-75), and 94 (64-138) minutes under opioid/nitrous oxide/oxygen anesthesia following doses of 0.6, 0.9, and 1.2 mg/kg, respectively. No differences in duration of neuromuscular blockade following maintenance doses of rocuronium bromide infusion were observed between these subjects and younger subjects, but greater sensitivity of some older individuals cannot be ruled out [see Clinical Pharmacology (12.2) and Clinical Studies (14.2)]. [See also Warnings and Precautions (5.4).]

Patients with Renal or Hepatic Impairment: No differences from patients with normal hepatic and kidney function were observed for onset time at a dose of 0.6 mg/kg rocuronium bromide. When compared to patients with normal renal and hepatic function, the mean clinical duration is similar in patients with end-stage renal disease undergoing renal transplant, and is about 1.5 times longer in patients with hepatic disease. Patients with renal failure may have a greater variation in duration of effect [see Use in Specific Populations (8.6, 8.7) and Clinical Pharmacology (12.3)].

Obese Patients: In obese patients, the initial dose of rocuronium bromide 0.6 mg/kg should be based upon the patient's actual body weight [see Clinical Studies (14.1)].

An analysis across all US controlled clinical studies indicates that the pharmacodynamics of rocuronium bromide are not different between obese and nonobese patients when dosed based upon their actual body weight.

Patients with Reduced Plasma Cholinesterase Activity: Rocuronium metabolism does not depend on plasma cholinesterase so dosing adjustments are not needed in patients with reduced plasma cholinesterase activity.

Patients with Prolonged Circulation Time: Because higher doses of rocuronium bromide produce a longer duration of action, the initial dosage should usually not be increased in these patients to reduce onset time; instead, in these situations, when feasible, more time should be allowed for the drug to achieve onset of effect [see W

arnings and Precautions (5.7)].

Patients with Drugs or Conditions Causing Potentiation of Neuromuscular

Block: The neuromuscular blocking action of rocuronium bromide is potentiated by isoflurane and enflurane anesthesia. Potentiation is minimal when administration of the recommended dose of rocuronium bromide occurs prior to the administration of these potent inhalation agents. The median clinical duration of a dose of 0.57 to 0.85 mg/kg was 34, 38, and 42 minutes under opioid/nitrous oxide/oxygen, enflurane and isoflurane maintenance anesthesia, respectively. During 1 to 2 hours of infusion, the infusion rate of rocuronium bromide required to maintain about 95% block was decreased by as much as 40% under enflurane and isoflurane anesthesia [see Drug Interactions (7.3)].

2.6 Preparation for Administration of Rocuronium Bromide

Diluent Compatibility: Rocuronium bromide is compatible in solution with:

0.9% NaCl solution	sterile water for injection
5% glucose in water	lactated Ringers
5% glucose in saline	

Rocuronium bromide is compatible in the above solutions at concentrations up to 5 mg/mL for 24 hours at room temperature in plastic bags, glass bottles, and plastic syringe pumps.

Drug Admixture Incompatibility: Rocuronium bromide is physically incompatible when mixed with the following drugs:

amphotericin	hydrocortisone sodium succinate
amoxicillin	insulin
azathioprine	intralipid
cefazolin	ketorolac
cloxacillin	lorazepam
dexamethasone	methohexital
diazepam	methylprednisolone
erythromycin	thiopental
famotidine	trimethoprim
furosemide	vancomycin

If rocuronium bromide is administered via the same infusion line that is also used for other drugs, it is important that this infusion line is adequately flushed between administration of rocuronium bromide and drugs for which incompatibility with rocuronium bromide has been demonstrated or for which compatibility with rocuronium bromide has not been established.

Infusion solutions should be used within 24 hours of mixing. Unused portions of infusion solutions should be discarded.

Rocuronium bromide injection should not be mixed with alkaline solutions [see Warnings and Precautions (5.10)].

Visual Inspection: Parenteral drug products should be inspected visually for particulate matter and clarity prior to administration whenever solution and container permit. Do not use solution if particulate matter is present.

3 DOSAGE FORMS AND STRENGTHS

Rocuronium bromide injection is available as

- 5 mL multiple dose vials containing 50 mg rocuronium bromide (10 mg/mL)
- 10 mL multiple dose vials containing 100 mg rocuronium bromide (10 mg/mL)

4 CONTRAINDICATIONS

Rocuronium bromide injection is contraindicated in patients known to have hypersensitivity (e.g., anaphylaxis) to rocuronium bromide or other neuromuscular blocking agents [see Warnings and Precautions (5.2)].

5 WARNINGS AND PRECAUTIONS

5.1 Appropriate Administration and Monitoring

Rocuronium bromide should be administered in carefully adjusted dosages by or under the supervision of experienced clinicians who are familiar with the drug's actions and the possible complications of its use. The drug should not be administered unless facilities for intubation, mechanical ventilation, oxygen therapy, and an antagonist are immediately available. It is recommended that clinicians administering neuromuscular blocking agents such as rocuronium bromide employ a peripheral nerve stimulator to monitor drug effect, need for additional doses, adequacy of spontaneous recovery or antagonism, and to decrease the complications of overdose if additional doses are administered.

5.2 Anaphylaxis

Severe anaphylactic reactions to neuromuscular blocking agents, including rocuronium bromide, have been reported. These reactions have, in some cases (including cases with rocuronium bromide), been life threatening. Due to the potential severity of these reactions, the necessary precautions, such as the immediate availability of appropriate emergency treatment, should be taken.

Precautions should also be taken in those patients who have had previous anaphylactic reactions to other neuromuscular blocking agents, since cross-reactivity between neuromuscular blocking agents, both depolarizing and nondepolarizing, has been reported.

5.3 Need for Adequate Anesthesia

Rocuronium bromide has no known effect on consciousness, pain threshold, or cerebration. Therefore, its administration must be accompanied by adequate anesthesia or sedation.

5.4 Residual Paralysis

In order to prevent complications resulting from residual paralysis, it is recommended to extubate only after the patient has recovered sufficiently from neuromuscular block. Geriatric patients (65 years or older) may be at increased risk for residual neuromuscular block. Other factors which could cause residual paralysis after extubation in the post-operative phase (such as drug interactions or patient condition) should also be considered. If not used as part of standard clinical practice the use of a reversal agent should be considered, especially in those cases where residual paralysis is more likely to occur.

5.5 Long-Term Use in an Intensive Care Unit

Rocuronium bromide has not been studied for long-term use in the intensive care unit (ICU). As with other nondepolarizing neuromuscular blocking drugs, apparent tolerance to rocuronium bromide may develop during chronic administration in the ICU. While the mechanism for development of this resistance is not known, receptor up-regulation may be a contributing factor. **It is strongly recommended that neuromuscular transmission be monitored continuously during administration and recovery with the help of a nerve stimulator. Additional doses of rocuronium bromide or any other neuromuscular blocking agent should not be given until there is a definite response (one twitch of the train-of-four) to nerve stimulation.** Prolonged paralysis and/or skeletal muscle weakness may be noted during initial attempts to wean from the ventilator patients who have chronically received neuromuscular blocking drugs in the ICU.

Myopathy after long-term administration of other nondepolarizing neuromuscular blocking agents in the ICU alone or in combination with corticosteroid therapy has been reported. Therefore, for patients receiving both neuromuscular blocking agents and corticosteroids, the period of use of the neuromuscular blocking agent should be limited as much as possible and only used in the setting where in the opinion of the prescribing physician, the specific advantages of the drug outweigh the risk.

5.6 Malignant Hyperthermia (MH)

Rocuronium bromide has not been studied in MH-susceptible patients. Because rocuronium bromide is always used with other agents, and the occurrence of malignant hyperthermia during anesthesia is possible even in the absence of known triggering agents, clinicians should be familiar with early signs, confirmatory diagnosis, and treatment of malignant hyperthermia prior to the start of any anesthetic.

In an animal study in MH-susceptible swine, the administration of rocuronium bromide injection did not appear to trigger malignant hyperthermia.

5.7 Prolonged Circulation Time

Conditions associated with an increased circulatory delayed time, e.g., cardiovascular disease or advanced age, may be associated with a delay in onset time [see Dosage and Administration (2.5)].

5.8 QT Interval Prolongation

The overall analysis of ECG data in pediatric patients indicates that the concomitant use of rocuronium bromide with general anesthetic agents can prolong the QTc interval [see Clinical Studies (14.3)].

5.9 Conditions/Drugs Causing Potentiation of, or Resistance to, Neuromuscular Block

Potentiation: Nondepolarizing neuromuscular blocking agents have been found to exhibit profound neuromuscular blocking effects in cachectic or debilitated patients, patients with neuromuscular diseases, and patients with carcinomatosis.

Certain inhalation anesthetics, particularly enflurane and isoflurane, antibiotics, magnesium salts, lithium, local anesthetics, procainamide, and quinidine have been shown to increase the duration of neuromuscular block and decrease infusion requirements of neuromuscular blocking agents [see Drug Interactions (7.3)].

In these or other patients in whom potentiation of neuromuscular block or difficulty with reversal may be anticipated, a decrease from the recommended initial dose of rocuronium bromide should be considered [see Dosage and Administration (2.5)].

Resistance: Resistance to nondepolarizing agents, consistent with up-regulation of skeletal muscle acetylcholine receptors, is associated with burns, disuse atrophy, denervation, and direct muscle trauma. Receptor up-regulation may also contribute to the resistance to nondepolarizing muscle relaxants which sometimes develops in patients with cerebral palsy, patients chronically receiving anticonvulsant agents such as carbamazepine or phenytoin, or with chronic exposure to nondepolarizing agents. When rocuronium bromide is administered to these patients, shorter durations of neuromuscular block may occur, and infusion rates may be higher due to the development of resistance to nondepolarizing muscle relaxants.

Potentiation or Resistance: Severe acid-base and/or electrolyte abnormalities may potentiate or cause resistance to the neuromuscular blocking action of rocuronium bromide. No data are available in such patients and no dosing recommendations can be made.

Rocuronium bromide-induced neuromuscular blockade was modified by alkalosis and acidosis in experimental pigs. Both respiratory and metabolic acidosis prolonged the recovery time. The potency of rocuronium bromide was significantly enhanced in metabolic acidosis and alkalosis, but was reduced in respiratory alkalosis. In addition, experience with other drugs has suggested that acute (e.g., diarrhea) or chronic (e.g., adrenocortical insufficiency) electrolyte imbalance may alter neuromuscular blockade. Since electrolyte imbalance and acid-base imbalance are usually mixed, either enhancement or inhibition may occur.

5.10 Incompatibility with Alkaline Solutions

Rocuronium bromide injection, which has an acid pH, should not be mixed with alkaline solutions (e.g., barbiturate solutions) in the same syringe or administered simultaneously during intravenous infusion through the same needle.

5.11 Increase in Pulmonary Vascular Resistance

Rocuronium bromide injection may be associated with increased pulmonary vascular resistance, so caution is appropriate in patients with pulmonary hypertension or valvular heart disease [see Clinical Studies (14.1)].

5.12 Use In Patients with Myasthenia

In patients with myasthenia gravis or myasthenic (Eaton-Lambert) syndrome, small doses of nondepolarizing neuromuscular blocking agents may have profound effects. In such patients, a peripheral nerve stimulator and use of a small test dose may be of value in monitoring the response to administration of muscle relaxants.

5.13 Extravasation

If extravasation occurs, it may be associated with signs or symptoms of local irritation. The injection or infusion should be terminated immediately and restarted in another vein.

6 ADVERSE REACTIONS

In clinical trials, the most common adverse reactions (2%) are transient hypotension and hypertension.

The following adverse reactions are described, or described in greater detail, in other sections:

- Anaphylaxis [see Warnings and Precautions (5.2)]
- Residual paralysis [see Warnings and Precautions (5.4)]
- Myopathy [see Warnings and Precautions (5.5)]
- Increased pulmonary vascular resistance [see Warnings and Precautions (5.11)]

To report SUSPECTED ADVERSE REACTIONS, contact X-GEN Pharmaceuticals at 1-607-562-2700 or the FDA at 1-800-FDA-1088 or WWW.fda.gov/medwatch

6.1 Clinical Trials Experience

Because clinical trials are conducted under widely varying conditions, adverse reaction rates observed in the clinical trials of a drug cannot be directly compared to rates in the clinical trials of another drug and may not reflect the rates observed in practice.

Clinical studies in the US (n=1137) and Europe (n=1394) totaled 2531 patients. The patients exposed in the US clinical studies provide the basis for calculation of adverse reaction rates. The following adverse reactions were reported in patients administered rocuronium bromide (all events judged by investigators during the clinical trials to have a possible causal relationship):

Adverse reactions in greater than 1% of patients: None

Adverse reactions in less than 1% of patients (probably related or relationship unknown):

Cardiovascular: arrhythmia, abnormal electrocardiogram, tachycardia

Digestive: nausea, vomiting

Respiratory: asthma (bronchospasm, wheezing, or rhonchi), hiccup

Skin and Appendages: rash, injection site edema, pruritus

In the European studies, the most commonly reported reactions were transient hypotension (2%) and hypertension (2%); these are in greater frequency than the US studies (0.1% and 0.1%). Changes in heart rate and blood pressure were defined differently from in the US studies in which changes in cardiovascular parameters were

not considered as adverse events unless judged by the investigator as unexpected, clinically significant, or thought to be histamine related.

In a clinical study in patients with clinically significant cardiovascular disease undergoing coronary artery bypass graft, hypertension and tachycardia were reported in some patients, but these occurrences were less frequent in patients receiving beta or calcium channel-blocking drugs. In some patients, rocuronium bromide was associated with transient increases (30% or greater) in pulmonary vascular resistance. In another clinical study of patients undergoing abdominal aortic surgery, transient increases (30% or greater) in pulmonary vascular resistance were observed in about 24% of patients receiving rocuronium bromide 0.6 or 0.9 mg/kg.

In pediatric patient studies worldwide (n=704), tachycardia occurred at an incidence of 5.3% (n=37), and it was judged by the investigator as related in 10 cases (1.4%).

6.2 Postmarketing Experience

In clinical practice, there have been reports of severe allergic reactions (anaphylactic and anaphylactoid reactions and shock) with rocuronium bromide, including some that have been life-threatening and fatal [see Warnings and Precautions (5.2)].

Because these reactions were reported voluntarily from a population of uncertain size, it is not possible to reliably estimate their frequency.

7 DRUG INTERACTIONS

7.1 Antibiotics

Drugs which may enhance the neuromuscular blocking action of nondepolarizing agents such as rocuronium bromide include certain antibiotics (e.g., aminoglycosides; vancomycin; tetracyclines; bacitracin; polymyxins; colistin; and sodium colistimethate). If these antibiotics are used in conjunction with rocuronium bromide, prolongation of neuromuscular block may occur.

7.2 Anticonvulsants

In 2 of 4 patients receiving chronic anticonvulsant therapy, apparent resistance to the effects of rocuronium bromide was observed in the form of diminished magnitude of neuromuscular block, or shortened clinical duration. As with other nondepolarizing neuromuscular blocking drugs, if rocuronium bromide is administered to patients chronically receiving anticonvulsant agents such as carbamazepine or phenytoin, shorter durations of neuromuscular block may occur and infusion rates may be higher due to the development of resistance to nondepolarizing muscle relaxants. While the mechanism for development of this resistance is not known, receptor up-regulation may be a contributing factor [see Warnings and Precautions (5.9)].

7.3 Inhalation Anesthetics

Use of inhalation anesthetics has been shown to enhance the activity of other neuromuscular blocking agents (enflurane > isoflurane > halothane).

Isoflurane and enflurane may also prolong the duration of action of initial and maintenance doses of rocuronium bromide and decrease the average infusion

requirement of rocuronium bromide by 40% compared to opioid/nitrous oxide/oxygen anesthesia. No definite interaction between rocuronium bromide and halothane has been demonstrated. In one study, use of enflurane in 10 patients resulted in a 20% increase in mean clinical duration of the initial intubating dose, and a 37% increase in the duration of subsequent maintenance doses, when compared in the same study to 10 patients under opioid/nitrous oxide/oxygen anesthesia. The clinical duration of initial doses of rocuronium bromide of 0.57 to 0.85 mg/kg under enflurane or isoflurane anesthesia, as used clinically, was increased by 11% and 23%, respectively. The duration of maintenance doses was affected to a greater extent, increasing by 30 to 50% under either enflurane or isoflurane anesthesia.

Potential by these agents is also observed with respect to the infusion rates of rocuronium bromide required to maintain approximately 95% neuromuscular block. Under isoflurane and enflurane anesthesia, the infusion rates are decreased by approximately 40% compared to opioid/nitrous oxide/oxygen anesthesia. The median spontaneous recovery time (from 25 to 75% of control T_1) is not affected by halothane, but is prolonged by enflurane (15% longer) and isoflurane (62% longer). Reversal-induced recovery of rocuronium bromide neuromuscular block is minimally affected by anesthetic technique [see Dosage and Administration (2.5) and Warnings and Precautions (5.9)].

7.4 Lithium Carbonate

Lithium has been shown to increase the duration of neuromuscular block and decrease infusion requirements of neuromuscular blocking agents [see Warnings and Precautions (5.9)].

7.5 Local Anesthetics

Local anesthetics have been shown to increase the duration of neuromuscular block and decrease infusion requirements of neuromuscular blocking agents [see Warnings and Precautions (5.9)].

7.6 Magnesium

Magnesium salts administered for the management of toxemia of pregnancy may enhance neuromuscular blockade [see Warnings and Precautions (5.9)].

7.7 Nondepolarizing Muscle Relaxants

There are no controlled studies documenting the use of rocuronium bromide before or after other nondepolarizing muscle relaxants. Interactions have been observed when other nondepolarizing muscle relaxants have been administered in succession.

7.8 Procainamide

Procainamide has been shown to increase the duration of neuromuscular block and decrease infusion requirements of neuromuscular blocking agents [see Warnings and Precautions (5.9)].

7.9 Propofol

The use of propofol for induction and maintenance of anesthesia does not alter the

clinical duration or recovery characteristics following recommended doses of rocuronium bromide.

7.10 Quinidine

Injection of quinidine during recovery from use of muscle relaxants is associated with recurrent paralysis. This possibility must also be considered for rocuronium bromide [see Warnings and Precautions (5.9)].

7.11 Succinylcholine

The use of rocuronium bromide before succinylcholine, for the purpose of attenuating some of the side effects of succinylcholine, has not been studied.

If rocuronium bromide is administered following administration of succinylcholine, it should not be given until recovery from succinylcholine has been observed. The median duration of action of rocuronium bromide 0.6 mg/kg administered after a 1 mg/kg dose of succinylcholine when T_1 returned to 75% of control was 36 minutes (range: 14-57, n=12) vs. 28 minutes (range: 17-51, n=12) without succinylcholine.

8 USE IN SPECIFIC POPULATIONS

8.1 Pregnancy

Pregnancy Category C: Developmental toxicology studies have been performed with rocuronium bromide in pregnant, conscious, nonventilated rabbits and rats. Inhibition of neuromuscular function was the endpoint for high-dose selection. The maximum tolerated dose served as the high dose and was administered intravenously 3 times a day to rats (0.3 mg/kg, 15%-30% of human intubation dose of 0.6-1.2 mg/kg based on the body surface unit of mg/m²) from day 6 to 17 and to rabbits (0.02 mg/kg, 25% human dose) from day 6 to 18 of pregnancy. High-dose treatment caused acute symptoms of respiratory dysfunction due to the pharmacological activity of the drug. Teratogenicity was not observed in these animal species. The incidence of late embryonic death was increased at the high dose in rats, most likely due to oxygen deficiency. Therefore, this finding probably has no relevance for humans because immediate mechanical ventilation of the intubated patient will effectively prevent embryo-fetal hypoxia. However, there are no adequate and well-controlled studies in pregnant women. Rocuronium bromide should be used during pregnancy only if the potential benefit justifies the potential risk to the fetus

8.2 Labor and Delivery

The use of rocuronium bromide in Cesarean section has been studied in a limited number of patients [see Clinical Studies (14.1)]. Rocuronium bromide is not recommended for rapid sequence induction in Cesarean section patients.

8.4 Pediatric Use

The use of rocuronium bromide has been studied in pediatric patients 3 months to 14 years of age under halothane anesthesia. Of the pediatric patients anesthetized with halothane who did not receive atropine for induction, about 80% experienced a transient increase (30% or greater) in heart rate after intubation. One of the 19 infants

anesthetized with halothane and fentanyl who received atropine for induction experienced this magnitude of change [see Dosage and Administration (2.5) and Clinical Studies (14.3)].

Rocuronium bromide was also studied in pediatric patients up to 17 years of age, including neonates, under sevoflurane (induction) and isoflurane/nitrous oxide (maintenance) anesthesia. Onset time and clinical duration varied with dose, the age of the patient, and anesthetic technique. The overall analysis of ECG data in pediatric patients indicates that the concomitant use of rocuronium bromide with general anesthetic agents can prolong the QTc interval. The data also suggest that rocuronium bromide may increase heart rate. However, it was not possible to conclusively identify an effect of rocuronium bromide independent of that of anesthesia and other factors. Additionally, when examining plasma levels of rocuronium bromide in correlation to QTc interval prolongation, no relationship was observed [see Dosage and Administration (2.5), Warnings and Precautions (5.8), and Clinical Studies (14.3)].

Rocuronium bromide is not recommended for rapid sequence intubation in pediatric patients. Recommendations for use in pediatric patients are discussed in other sections [see Dosage and Administration (2.5) and Clinical Pharmacology (12.2)].

8.5 Geriatric Use

Rocuronium bromide was administered to 140 geriatric patients (65 years or greater) in US clinical trials and 128 geriatric patients in European clinical trials. The observed pharmacokinetic profile for geriatric patients (n=20) was similar to that for other adult surgical patients [see Clinical Pharmacology (12.3)]. Onset time and duration of action were slightly longer for geriatric patients (n=43) in clinical trials. Clinical experiences and recommendations for use in geriatric patients are discussed in other sections [see Dosage and Administration (2.5), Clinical Pharmacology (12.2), and Clinical Studies (14.2)].

8.6 Patients with Hepatic Impairment

Since rocuronium bromide is primarily excreted by the liver, it should be used with caution in patients with clinically significant hepatic impairment. Rocuronium bromide 0.6 mg/kg has been studied in a limited number of patients (n=9) with clinically significant hepatic impairment under steady-state isoflurane anesthesia. After rocuronium bromide 0.6 mg/kg, the median (range) clinical duration of 60 (35-166) minutes was moderately prolonged compared to 42 minutes in patients with normal hepatic function. The median recovery time of 53 minutes was also prolonged in patients with cirrhosis compared to 20 minutes in patients with normal hepatic function. Four of 8 patients with cirrhosis, who received rocuronium bromide 0.6 mg/kg under opioid/nitrous oxide/oxygen anesthesia, did not achieve complete block. These findings are consistent with the increase in volume of distribution at steady state observed in patients with significant hepatic impairment [see Clinical Pharmacology (12.3)]. If used for rapid sequence induction in patients with ascites, an increased initial dosage may be necessary to assure complete block. Duration will be prolonged in these cases. The use of doses higher than 0.6 mg/kg has not been studied [see Dosage and Administration (2.5)].

8.7 Patients with Renal Impairment

Due to the limited role of the kidney in the excretion of rocuronium bromide, usual

dosing guidelines should be followed. In patients with renal dysfunction, the duration of neuromuscular blockade was not prolonged; however, there was substantial individual variability (range: 22-90 minutes) [see Clinical Pharmacology (12.3)].

10 OVERDOSAGE

Overdosage with neuromuscular blocking agents may result in neuromuscular block beyond the time needed for surgery and anesthesia. The primary treatment is maintenance of a patent airway, controlled ventilation, and adequate sedation until recovery of normal neuromuscular function is assured. Once evidence of recovery from neuromuscular block is observed, further recovery may be facilitated by administration of an anticholinesterase agent in conjunction with an appropriate anticholinergic agent.

Reversal of Neuromuscular Blockade:

Anticholinesterase agents should not be administered prior to the demonstration of some spontaneous recovery from neuromuscular blockade. The use of a nerve stimulator to document recovery is recommended.

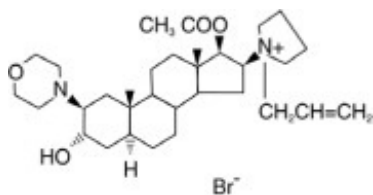
Patients should be evaluated for adequate clinical evidence of neuromuscular recovery, e.g., 5-second head lift, adequate phonation, ventilation, and upper airway patency. Ventilation must be supported while patients exhibit any signs of muscle weakness.

Recovery may be delayed in the presence of debilitation, carcinomatosis, and concomitant use of certain drugs which enhance neuromuscular blockade or separately cause respiratory depression. Under such circumstances the management is the same as that of prolonged neuromuscular blockade.

11 DESCRIPTION

Rocuronium bromide injection is a nondepolarizing neuromuscular blocking agent with a rapid to intermediate onset depending on dose and intermediate duration. Rocuronium bromide is chemically designated as 1-[17 β -(acetyloxy)-3 α -hydroxy-2 β -(4-morpholinyl)-5 α -androstan-16 β -yl]-1-(2-propenyl)pyrrolidinium bromide.

The structural formula is:



The chemical formula is C₃₂H₅₃BrN₂O₄ with a molecular weight of 609.70. The partition coefficient of rocuronium bromide in n-octanol/water is 0.5 at 20°C.

Rocuronium bromide injection is supplied as a sterile, nonpyrogenic, isotonic solution that is clear, colorless to yellow/orange, for intravenous injection only. Each mL contains 10 mg rocuronium bromide and 2 mg sodium acetate. The aqueous solution is adjusted to isotonicity with sodium chloride and to a pH of 4 with acetic acid and/or sodium

hydroxide.

12 CLINICAL PHARMACOLOGY.1

12.1 Mechanism of Action

Rocuronium bromide is a nondepolarizing neuromuscular blocking agent with a rapid to intermediate onset depending on dose and intermediate duration. It acts by competing for cholinergic receptors at the motor end-plate. This action is antagonized by acetylcholinesterase inhibitors, such as neostigmine and edrophonium.

12.2 Pharmacodynamics

The ED₉₅ (dose required to produce 95% suppression of the first [T₁] mechanomyographic [MMG] response of the adductor pollicis muscle [thumb] to indirect supramaximal train-of-four stimulation of the ulnar nerve) during opioid/nitrous oxide/oxygen anesthesia is approximately 0.3 mg/kg. Patient variability around the ED₉₅ dose suggests that 50% of patients will exhibit T₁ depression of 91% to 97%.

Table 4 presents intubating conditions in patients with intubation initiated at 60 to 70 seconds.

TABLE 4: Percent of Excellent or Good Intubating Conditions and Median (Range) Time to Completion of Intubation in Patients with Intubation Initiated at 60 to 70 Seconds

Rocuronium Bromide Dose (mg/kg) Administered over 5 sec	Percent of Patients With Excellent or Good Intubating Conditions	Time to Completion of Intubation (min)
Adults* 18 to 64 yrs 0.45 (N=43) 0.6 (n=51)	86% 96%	1.6 (1.0-7.0) 1.6 (1.0-3.2)
Infants** 3 mo to 1 yr 0.6 (n=18)	100%	1.0 (1.0-1.5)
Pediatric** 1 to 12 yrs 0.6 (n=12)	100%	1.0 (0.5-2.3)

*Excludes patients undergoing Cesarean section

**Pediatric patients were under halothane anesthesia

Excellent intubating conditions=jaw relaxed, vocal cords apart and immobile, no diaphragmatic movement

Good intubating conditions=same as excellent but with some diaphragmatic movement

Table 5 presents the time to onset and clinical duration for the initial dose of rocuronium bromide injection under opioid/nitrous oxide/oxygen anesthesia in adults and geriatric patients, and under halothane anesthesia in pediatric patients.

TABLE 5: Median (Range) Time to Onset and Clinical Duration Following Initial (Intubating) Dose During Opioid/Nitrous Oxide/Oxygen Anesthesia (Adults) and Halothane Anesthesia (Pediatric Patients)

Rocuronium Bromide Dose (mg/kg) Administered over 5 sec	Time to $\geq 80\%$ Block (min)	Time to Maximum Block (min)	Clinical Duration (min)
Adults 18 to 64 yrs 0.45 (n=50) 0.6 (n=142) 0.9 (n=20) 1.2 (n=18)	1.3 (0.8-6.2) 1.0 (0.4-6.0) 1.1 (0.3-3.8) 0.7 (0.4-1.7)	3.0 (1.3-8.2) 1.8 (0.6-13.0) 1.4 (0.8-6.2) 1.0 (0.6-4.7)	22 (12-31) 31 (15-85) 58 (27-111) 67 (38-160)
Geriatric ≥ 65 yrs 0.6 (n=31) 0.9 (n=5) 1.2 (n=7)	2.3 (1.0-8.3) 2.0 (1.0-3.0) 1.0 (0.8-3.5)	3.7 (1.3-11.3) 2.5 (1.2-5.0) 1.3 (1.2-4.7)	46 (22-73) 62 (49-75) 94 (64-138)
Infants 3 mo to 1 yr 0.6 (n=17) 0.8 (n=9)	-- --	0.8 (0.3-3.0) 0.7 (0.5-0.8)	41 (24-68) 40 (27-70)
Pediatric 1 to 12 yrs 0.6 (n=27) 0.8 (n=18)	0.8 (0.4-2.0) --	1.0 (0.5-3.3) 0.5 (0.3-1.0)	26 (17-39) 30 (17-56)

n=the number of patients who had time to maximum block recorded

Clinical duration=time until return to 25% of control T_1 . Patients receiving doses of 0.45 mg/kg who achieved less than 90% block (16% of these patients) had about 12 to 15 minutes to 25% recovery.

Table 6 presents the time to onset and clinical duration for the initial dose of rocuronium bromide injection under sevoflurane (induction) and isoflurane/nitrous oxide (maintenance) anesthesia in pediatric patients.

TABLE 6: Median (Range) Time to Onset and Clinical Duration Following Initial (Intubating) Dose During Sevoflurane (induction) and Isoflurane/Nitrous Oxide (maintenance) Anesthesia (Pediatric Patients)

Rocuronium Bromide Dose (mg/kg) Administered over 5 sec	Time to Maximum Block (min)	Time to Reappearance T_3 (min)

Neonates birth to <28 days 0.45 (n=5) 0.6 (n=10) 1 (n=6)	1.1 (0.6-2.2) 1.0 (0.2-2.1) 0.6 (0.3-1.8)	40.3 (32.5-62.6) 49.7 (16.6-119.0) 114.4 (92.6-136.3)
Infants 28 days to ≤3 mo 0.45 (n=9) 0.6 (n=11) 1 (n=5)	0.5 (0.4-1.3) 0.4 (0.2-0.8) 0.3 (0.2-0.7)	49.1 (13.5-79.9) 59.8 (32.3-87.8) 103.3 (90.8-155.4)
Toddlers >3 mo to ≤2 yrs 0.45 (n=17) 0.6 (n=29) 1 (n=15)	0.8 (0.3-1.9) 0.6 (0.2-1.6) 0.5 (0.2-1.5)	39.2 (16.9-59.4) 44.2 (18.9-68.8) 72.0 (36.2-128.2)
Children >2 yrs to ≤11 yrs 0.45 (n=14) 0.6 (n=37) 1 (n=16)	0.9 (0.4-1.9) 0.8 (0.3-1.7) 0.7 (0.4-1.2)	21.5 (17.5-38.0) 36.7 (20.1-65.9) 53.1 (31.2-89.9)
Adolescents >11 to ≤17 yrs 0.45 (n=18) 0.6 (n=31) 1 (n=14)	1.0 (0.5-1.7) 0.9 (0.2-2.1) 0.7 (0.5-1.2)	37.5 (18.3-65.7) 41.4 (16.3-91.2) 67.1 (25.6-93.8)

n=the number of patients with the highest number of observations for time to maximum block or reappearance T₃.

The time to 80% or greater block and clinical duration as a function of dose are presented in Figures 1 and 2.

FIGURE 1: Time to 80% or Greater Block vs. Initial Dose of Rocuronium Bromide Injection by Age Group (Median, 25th and 75th percentile, and individual values)

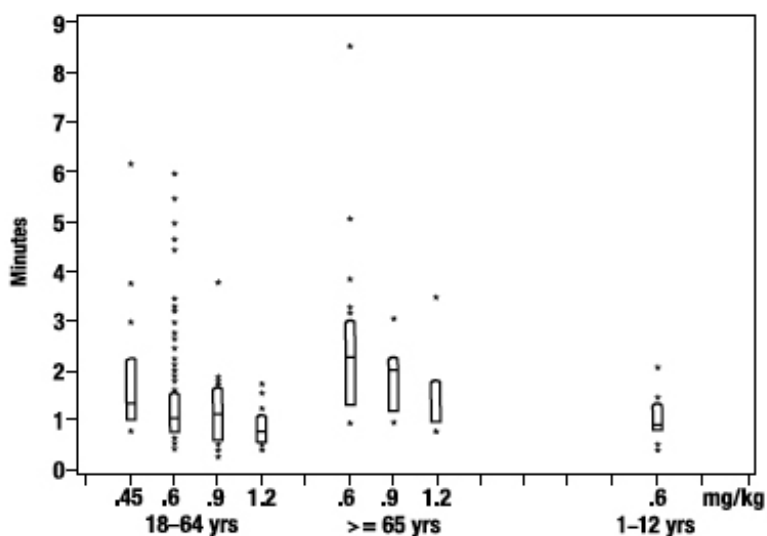
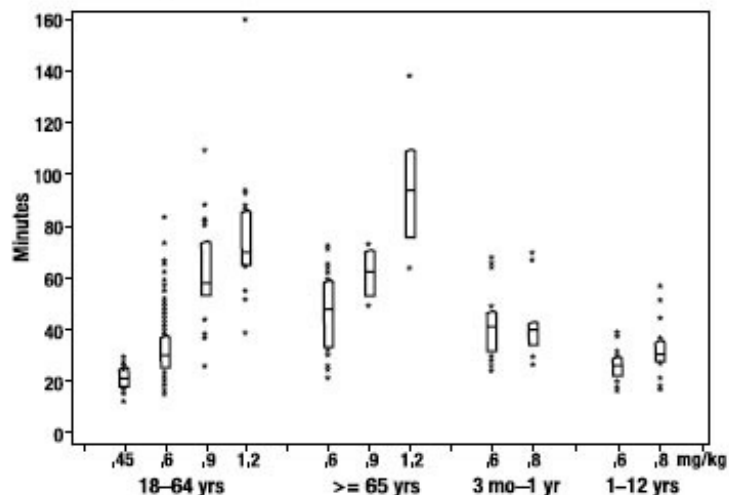
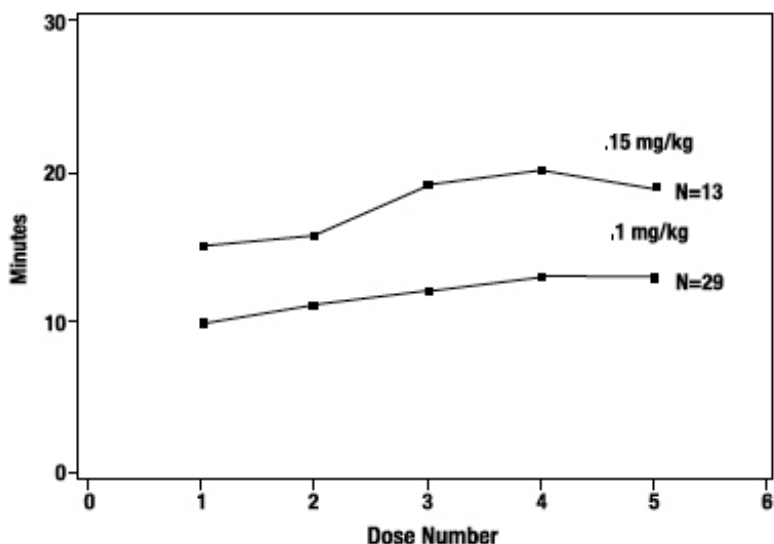


FIGURE 2: Duration of Clinical Effect vs. Initial Dose of Rocuronium Bromide Injection by Age Group (Median, 25th and 75th percentile, and individual values)



The clinical durations for the first 5 maintenance doses, in patients receiving 5 or more maintenance doses are represented in Figure 3 [see Dosage and Administration (2.3)].

FIGURE 3: Duration of Clinical Effect vs. Number of Rocuronium Bromide Injection Maintenance Doses, by Dose



Once spontaneous recovery has reached 25% of control T_1 , the neuromuscular block produced by rocuronium bromide is readily reversed with anticholinesterase agents, e.g., edrophonium or neostigmine.

The median spontaneous recovery from 25 to 75% T_1 was 13 minutes in adult patients.

When neuromuscular block was reversed in 36 adults at a T_1 of 22 to 27%, recovery to a T_1 of 89 (50-132)% and T_4/T_1 of 69 (38-92)% was achieved within 5 minutes. Only 5 of 320 adults reversed received an additional dose of reversal agent. The median (range) dose of neostigmine was 0.04 (0.01-0.09) mg/kg and the median (range) dose of edrophonium was 0.5 (0.3-1.0) mg/kg.

In geriatric patients (n=51) reversed with neostigmine, the median T_4/T_1 increased from 40 to 88% in 5 minutes.

In clinical trials with halothane, pediatric patients (n=27) who received 0.5 mg/kg edrophonium had increases in the median T_4/T_1 from 37% at reversal to 93% after 2 minutes. Pediatric patients (n=58) who received 1 mg/kg edrophonium had increases in the median T_4/T_1 from 72% at reversal to 100% after 2 minutes. Infants (n=10) who were reversed with 0.03 mg/kg neostigmine recovered from 25 to 75% T_1 within 4 minutes.

There were no reports of less than satisfactory clinical recovery of neuromuscular function.

The neuromuscular blocking action of rocuronium bromide may be enhanced in the presence of potent inhalation anesthetics [see Drug Interactions (7.3)].

Hemodynamics: There were no dose-related effects on the incidence of changes from baseline (30% or greater) in mean arterial blood pressure (MAP) or heart rate associated with rocuronium bromide administration over the dose range of 0.12 to 1.2 mg/kg (4 x ED_{95}) within 5 minutes after rocuronium bromide administration and prior to intubation. Increases or decreases in MAP were observed in 2 to 5% of geriatric and other adult patients, and in about 1% of pediatric patients. Heart rate changes (30% or greater) occurred in 0 to 2% of geriatric and other adult patients. Tachycardia (30% or greater) occurred in 12 of 127 pediatric patients. Most of the pediatric patients developing tachycardia were from a single study where the patients were anesthetized with halothane and who did not receive atropine for induction [see Clinical Studies (14.3)]. In US studies, laryngoscopy and tracheal intubation following rocuronium bromide administration were accompanied by transient tachycardia (30% or greater increases) in about one-third of adult patients under opioid/nitrous oxide/oxygen anesthesia. Animal studies have indicated that the ratio of vagal:neuromuscular block following rocuronium bromide administration is less than vecuronium but greater than pancuronium. The tachycardia observed in some patients may result from this vagal blocking activity.

Histamine Release: In studies of histamine release, clinically significant concentrations of plasma histamine occurred in 1 of 88 patients. Clinical signs of histamine release (flushing, rash, or bronchospasm) associated with the administration of rocuronium bromide were assessed in clinical trials and reported in 9 of 1137 (0.8%) patients.

12.3 Pharmacokinetics

Adult and Geriatric Patients: In an effort to maximize the information gathered in the in vivo pharmacokinetic studies, the data from the studies was used to develop population estimates of the parameters for the subpopulations represented (e.g., geriatric, pediatric, renal, and hepatic impairment). These population-based estimates and a measure of the estimate variability are contained in the following section.

Following intravenous administration of rocuronium bromide injection, plasma levels of

rocuronium follow a three-compartment open model. The rapid distribution half-life is 1 to 2 minutes and the slower distribution half-life is 14 to 18 minutes. Rocuronium is approximately 30% bound to human plasma proteins. In geriatric and other adult surgical patients undergoing either opioid/nitrous oxide/oxygen or inhalational anesthesia, the observed pharmacokinetic profile was essentially unchanged.

TABLE 7: Mean (SD) Pharmacokinetic Parameters in Adults (n=22; ages 27 to 58 yrs) and Geriatric (n=20; 65 yrs or greater) During Opioid/Nitrous Oxide/Oxygen Anesthesia

PK Parameters	Adults (Ages 27 to 58 yrs)	Geriatrics (≥65 yrs)
Clearance (L/kg/hr)	0.25 (0.08)	0.21 (0.06)
Volume of Distribution at Steady State (L/kg)	0.25 (0.04)	0.22 (0.03)
t _{1/2 β} Elimination (hr)	1.4 (0.4)	1.5 (0.4)

In general, studies with normal adult subjects did not reveal any differences in the pharmacokinetics of rocuronium due to gender.

Studies of distribution, metabolism, and excretion in cats and dogs indicate that rocuronium is eliminated primarily by the liver. The rocuronium analog 17-desacetyl-rocuronium, a metabolite, has been rarely observed in the plasma or urine of humans administered single doses of 0.5 to 1 mg/kg with or without a subsequent infusion (for up to 12 hr) of rocuronium. In the cat, 17-desacetyl-rocuronium has approximately one-twentieth the neuromuscular blocking potency of rocuronium. The effects of renal failure and hepatic disease on the pharmacokinetics and pharmacodynamics of rocuronium in humans are consistent with these findings.

In general, patients undergoing cadaver kidney transplant have a small reduction in clearance which is offset pharmacokinetically by a corresponding increase in volume, such that the net effect is an unchanged plasma half-life. Patients with demonstrated liver cirrhosis have a marked increase in their volume of distribution resulting in a plasma half-life approximately twice that of patients with normal hepatic function. Table 8 shows the pharmacokinetic parameters in subjects with either impaired renal or hepatic function.

TABLE 8: Mean (SD) Pharmacokinetic Parameters in Adults with Normal Renal and Hepatic Function (n=10, ages 23 to 65), Renal Transplant Patients (n=10, ages 21 to 45), and Hepatic Dysfunction Patients (n=9, ages 31 to 67) During Isoflurane Anesthesia

PK Parameters	Normal Renal and Hepatic Function	Renal Transplant Patients	Hepatic Dysfunction Patients
Clearance (L/kg/hr)	0.16 (0.05)*	0.13 (0.04)	0.13 (0.06)
Volume of Distribution	0.26 (0.03)	0.34 (0.11)	0.53 (0.14)

at Steady State (L/kg)			
t _{1/2} β Elimination (hr)	2.4 (0.8)*	2.4 (1.1)	4.3 (2.6)

* Differences in the calculated t_{1/2} β and CI between this study and the study in young adults vs. geriatrics (≥65 years) is related to the different sample populations and anesthetic techniques.

The net result of these findings is that subjects with renal failure have clinical durations that are similar to but somewhat more variable than the duration that one would expect in subjects with normal renal function. Hepatically impaired patients, due to the large increase in volume, may demonstrate clinical durations approaching 1.5 times that of subjects with normal hepatic function. In both populations the clinician should individualize the dose to the needs of the patient [see Dosage and Administration (2.5)].

Tissue redistribution accounts for most (about 80%) of the initial amount of rocuronium administered. As tissue compartments fill with continued dosing (4-8 hours), less drug is redistributed away from the site of action and, for an infusion-only dose, the rate to maintain neuromuscular blockade falls to about 20% of the initial infusion rate. The use of a loading dose and a smaller infusion rate reduces the need for adjustment of dose.

Pediatric Patients: Under halothane anesthesia, the clinical duration of effects of rocuronium bromide did not vary with age in patients 4 months to 8 years of age. The terminal half-life and other pharmacokinetic parameters of rocuronium in these pediatric patients are presented in Table 9.

TABLE 9: Mean (SD) Pharmacokinetic Parameters of Rocuronium in Pediatric Patients (ages 3 to less than 12 mos, n=6; 1 to less than 3 yrs, n=5; 3 to less than 8 yrs, n=7) During Halothane Anesthesia

PK Parameters	Patient Age Range		
	3 to <12 mos	1 to <3 yrs	3 to <8 yrs
Clearance (L/kg/hr)	0.35 (0.08)	0.32 (0.07)	0.44 (0.16)
Volume of Distribution	0.30 (0.04)	0.26 (0.06)	0.21 (0.03)
at Steady State (L/kg)			
t _{1/2} β Elimination (hr)	1.3 (0.5)	1.1 (0.7)	0.8 (0.3)

Pharmacokinetics of rocuronium bromide were evaluated using a population analysis of the pooled pharmacokinetic datasets from 2 trials under sevoflurane (induction) and isoflurane/nitrous oxide (maintenance) anesthesia. All pharmacokinetic parameters were found to be linearly proportional to body weight. In patients under the age of 18 years clearance (CL) and volume of distribution (V_{ss}) increase with bodyweight (kg) and age (years). As a result the terminal half-life of rocuronium bromide decreases with increasing age from 1.1 hour to 0.7-0.8 hour. **Table 10** presents the pharmacokinetic parameters in the different age groups in the studies with sevoflurane (induction) and isoflurane/nitrous oxide (maintenance) anesthesia.

TABLE 10: Mean (SD) Pharmacokinetic Parameters of Rocuronium in Pediatric Patients During Sevoflurane (induction) and Isoflurane/Nitrous Oxide

(maintenance) Anesthesia

PK Parameters	Patient Age Range				
	Birth to <28 days	28 days to ≤3 mos	3 mos to ≤2 yrs	2 to ≤11 yrs	11 to ≤17 yrs
CL (L/kg/hr)	0.31 (0.07)	0.30 (0.08)	0.33 (0.10)	0.35 (0.09)	0.29 (0.14)
Volume of Distribution (L/kg)	0.42 (0.06)	0.31 (0.03)	0.23 (0.03)	0.18 (0.02)	0.18 (0.01)
t _{1/2 β} (hr)	1.1 (0.2)	0.9 (0.3)	0.8 (0.2)	0.7 (0.2)	0.8 (0.3)

13 NONCLINICAL TOXICOLOGY

13.1 Carcinogenesis and Mutagenesis and Impairment of Fertility

Studies in animals have not been performed with rocuronium bromide to evaluate carcinogenic potential or impairment of fertility. Mutagenicity studies (Ames test, analysis of chromosomal aberrations in mammalian cells, and micronucleus test) conducted with rocuronium bromide did not suggest mutagenic potential.

14 CLINICAL STUDIES

In US clinical studies, a total of 1137 patients received rocuronium bromide, including 176 pediatric, 140 geriatric, 55 obstetric, and 766 other adults. Most patients (90%) were ASA physical status I or II, about 9% were ASA III, and 10 patients (undergoing coronary artery bypass grafting or valvular surgery) were ASA IV. In European clinical studies, a total of 1394 patients received rocuronium bromide, including 52 pediatric, 128 geriatric (65 years or greater), and 1214 other adults.

14.1 Adult Patients

Intubation using doses of rocuronium bromide 0.6 to 0.85 mg/kg was evaluated in 203 adults in 11 clinical studies. Excellent to good intubating conditions were generally achieved within 2 minutes and maximum block occurred within 3 minutes in most patients. Doses within this range provide clinical relaxation for a median (range) time of 33 (14 to 85) minutes under opioid/nitrous oxide/oxygen anesthesia. Larger doses (0.9 and 1.2 mg/kg) were evaluated in 2 studies with 19 and 16 patients under opioid/nitrous oxide/oxygen anesthesia and provided 58 (27 to 111) and 67 (38 to 160) minutes of clinical relaxation, respectively.

Cardiovascular Disease: In 1 clinical study, 10 patients with clinically significant cardiovascular disease undergoing coronary artery bypass graft received an initial dose of 0.6 mg/kg rocuronium bromide. Neuromuscular block was maintained during surgery with bolus maintenance doses of 0.3 mg/kg. Following induction, continuous 8 mcg/kg/min infusion of rocuronium bromide injection produced relaxation sufficient to support mechanical ventilation for 6 to 12 hours in the surgical intensive care unit (SICU) while the patients were recovering from surgery.

Rapid Sequence Intubation: Intubating conditions were assessed in 230 patients in 6 clinical studies where anesthesia was induced with either thiopental (3-6 mg/kg) or

propofol (1.5-2.5 mg/kg) in combination with either fentanyl (2-5 mcg/kg) or alfentanil (1 mg). Most of the patients also received a premedication such as midazolam or temazepam. Most patients had intubation attempted within 60 to 90 seconds of administration of rocuronium bromide 0.6 mg/kg or succinylcholine 1 to 1.5 mg/kg. Excellent or good intubating conditions were achieved in 119/120 (99% [95% confidence interval: 95%-99.9%]) patients receiving rocuronium bromide and in 108/110 (98% [94%-99.8%]) patients receiving succinylcholine. The duration of action of rocuronium bromide 0.6 mg/kg is longer than succinylcholine and at this dose is approximately equivalent to the duration of other intermediate-acting neuromuscular blocking drugs.

Obese Patients: Rocuronium bromide was dosed according to actual body weight (ABW) in most clinical studies. The administration of rocuronium bromide in the 47 of 330 (14%) patients who were at least 30% or more above their ideal body weight (IBW) was not associated with clinically significant differences in the onset, duration, recovery, or reversal of rocuronium bromide-induced neuromuscular block.

In one clinical study in obese patients, rocuronium bromide 0.6 mg/kg was dosed according to ABW (n=12) or IBW (n=11). Obese patients dosed according to IBW had a longer time to maximum block, a shorter median (range) clinical duration of 25 (14-29) minutes, and did not achieve intubating conditions comparable to those dosed based on ABW. These results support the recommendation that obese patients be dosed based on actual body weight [see Dosage and Administration (2.5)].

Obstetric Patients: Rocuronium bromide 0.6 mg/kg was administered with thiopental, 3 to 4 mg/kg (n=13) or 4 to 6 mg/kg (n=42), for rapid sequence induction of anesthesia for Cesarean section. No neonate had APGAR scores greater than 7 at 5 minutes. The umbilical venous plasma concentrations were 18% of maternal concentrations at delivery. Intubating conditions were poor or inadequate in 5 of 13 women receiving 3 to 4 mg/kg thiopental when intubation was attempted 60 seconds after drug injection. Therefore, rocuronium bromide is not recommended for rapid sequence induction in Cesarean section patients.

14.2 Geriatric Patients

Rocuronium bromide was evaluated in 55 geriatric patients (ages 65 to 80 years) in 6 clinical studies. Doses of 0.6 mg/kg provided excellent to good intubating conditions in a median (range) time of 2.3 (1 to 8) minutes. Recovery times from 25 to 75% after these doses were not prolonged in geriatric patients compared to other adult patients [see Dosage and Administration (2.5) and Use in Specific Populations (8.5)].

14.3 Pediatric Patients

Rocuronium bromide 0.45, 0.6, or 1 mg/kg was evaluated under sevoflurane (induction) and isoflurane/nitrous oxide (maintenance) anesthesia for intubation in 326 patients in 2 studies. In 1 of these studies maintenance bolus and infusion requirements were evaluated in 137 patients. In all age groups, doses of 0.6 mg/kg provided time to maximum block in about 1 minute. Across all age groups, median (range) time to reappearance of T₃ for doses of 0.6 mg/kg was shortest in the children [36.7 (20.1-65.9) minutes] and longest in infants [59.8 (32.3-87.8) minutes]. For pediatric patients older than 3 months, the time to recovery was shorter after stopping infusion maintenance when compared with bolus maintenance [see Dosage and Administration (2.5) and Use in Specific Populations (8.4)].

Rocuronium bromide 0.6 or 0.8 mg/kg was evaluated for intubation in 75 pediatric patients (n=28; age 3 to 12 months, n=47; age 1 to 12 years) in 3 studies using halothane (1-5%) and nitrous oxide (60-70%) in oxygen. Doses of 0.6 mg/kg provided a median (range) time to maximum block of 1 (0.5 to 3.3) minute(s). This dose provided a median (range) time of clinical relaxation of 41 (24 to 68) minutes in 3-month to 1-year-old infants and 26 (17 to 39) minutes in 1- to 12-year-old pediatric patients [see Dosage and Administration (2.5) and Use in Specific Populations (8.4)].

16 HOW SUPPLIED/STORAGE AND HANDLING

Rocuronium Bromide Injection is available in the following:

- Rocurium Bromide Injection 5 mL multiple dose vials containing 50 mg rocuronium bromide (10 mg/mL)
Box of 10 NDC 39822-4200-2
- Rocurium Bromide Injection 10 mL multiple dose vials containing 100 mg rocuronium bromide (10 mg/mL)
Box of 10 NDC 39822-4200-6

The packaging of this product contains **no** natural rubber (latex).

Rocuronium bromide should be stored in a refrigerator, 2° to 8°C (36° to 46°F).

DO NOT FREEZE. Upon removal from refrigeration to room temperature storage conditions (25°C / 77°F), use rocuronium bromide within 60 days. Use opened vials of rocuronium bromide within 30 days.

Safety and Handling: There is no specific work exposure limit for rocuronium bromide injection. In case of eye contact, flush with water for at least 10 minutes.

Manufactured for:

X-GEN Pharmaceuticals, Inc.

Big Flats, NY 14814

United States of America

04//2015

ROCU-PI-02

Manufactured in Germany

17 PATIENT COUNSELING INFORMATION

Obtain information about your patient's medical history, current medications, any history of hypersensitivity to rocuronium bromide or other neuromuscular blocking agents. If applicable, inform your patients that certain medical conditions and medications might influence how rocuronium bromide works.

In addition, inform your patient that severe anaphylactic reactions to neuromuscular blocking agents, including rocuronium bromide, have been reported. Since allergic cross-reactivity has been reported in this class, request information from your patients about previous anaphylactic reactions to other neuromuscular blocking agents.

VIAL LABEL

Rocuronium 5 mL Multiple Dose Vial Label

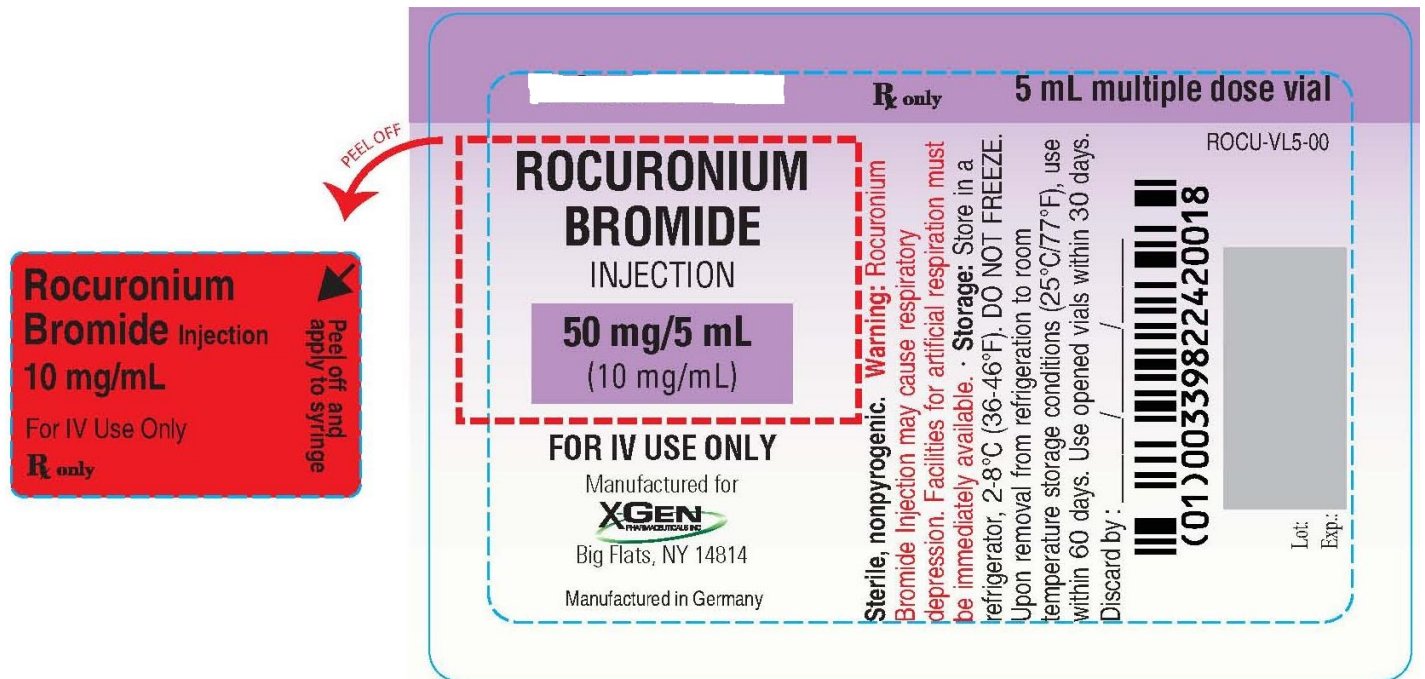
ROCURONIUM BROMIDE INJECTION

50 mg/5 mL (10 mg/mL)

For IV Use Only

Rx only

Multiple Dose Vial



OUTER PACKAGE LABEL

NDC 71872-7036-1

Rocuronium Bromine Injection

50 mg/5 mL

1 - 5 mL Multiple Dose Vial

Rx Only

FOR IV USE ONLY



Rx only



(01) 0 0371872 70361 1
(17) 000101
(10) XXXX-XXXXXX
(21) 7036A000000

Rocuronium Bromine Injection

50 mg/5 mL (10 mg/mL) 5 mL Multiple Dose Vial

Qty: 1 vial Lot# XXXX-XXXXXX Exp: 01/01/1900

WARNING: Paralyzing Agent. Causes Respiratory Arrest.

Facilities must be immediately available for artificial respiration.

Sterile, nonpyrogenic. **FOR INTRAVENOUS USE ONLY.**

Usual Dosage: See Package Insert.

Storage: Store in a refrigerator, 2-8°C (36-46°F). **DO NOT FREEZE.**

Upon removal from refrigeration to room temperature storage conditions (25°C/77°F), use Rocuronium Bromide Injection within 60 days.

Use opened vials of Rocuronium Bromide Injection within 30 days.

Each mL contains: 10 mg rocuronium bromide, 2 mg sodium acetate. Adjusted to isotonicity with 3.3 mg sodium chloride and to a pH of 4 with acetic acid and/or sodium hydroxide.

Manufactured for: X-Gen Pharmaceuticals DJB, Inc. Big Flats, NY 14814
Manufacturer NDC: 39822-4200-02 Manufactured in Germany

Repackaged
& Distributed By:



Medical Purchasing Solutions
Scottsdale, AZ 85260
www.medicalpurchasingsolutions.com

ROCURONIUM BROMIDE

rocuronium bromide solution

Product Information

Product Type	HUMAN PRESCRIPTION DRUG	Item Code (Source)	NDC:71872-7036(NDC:39822-4200)
Route of Administration	INTRAVENOUS		

Active Ingredient/Active Moiety

Ingredient Name	Basis of Strength	Strength
-----------------	-------------------	----------

ROCURONIUM BROMIDE (UNII: I65MW4OFHZ) (ROCURONIUM - UNII:WRE554RFEZ)	ROCURONIUM BROMIDE	10 mg in 1 mL
---	--------------------	------------------

Inactive Ingredients	
Ingredient Name	Strength
SODIUM ACETATE (UNII: 4550K0SC9B)	
SODIUM CHLORIDE (UNII: 451W47IQ8X)	
ACETIC ACID (UNII: Q40Q9N063P)	
SODIUM HYDROXIDE (UNII: 55X04QC32I)	
WATER (UNII: 059QF0KO0R)	
NITROGEN (UNII: N762921K75)	

Packaging				
#	Item Code	Package Description	Marketing Start Date	Marketing End Date
1	NDC:71872-7036-1	1 in 1 BAG	02/28/2018	
1		5 mL in 1 VIAL; Type 0: Not a Combination Product		

Marketing Information			
Marketing Category	Application Number or Monograph Citation	Marketing Start Date	Marketing End Date
ANDA	ANDA091115	12/01/2012	

Labeler - Medical Purchasing Solutions, LLC (601458529)

Establishment			
Name	Address	ID/FEI	Business Operations
Medical Purchasing Solutions, LLC		601458529	repack(71872-7036)

Revised: 5/2023

Medical Purchasing Solutions, LLC