

# **PHYTONADIONE - phytonadione injection, emulsion**

## **Alembic Pharmaceuticals Limited**

-----

### **HIGHLIGHTS OF PRESCRIBING INFORMATION**

These highlights do not include all the information needed to use **PHYTONADIONE INJECTABLE EMULSION** safely and effectively. See full prescribing information for **PHYTONADIONE INJECTABLE EMULSION**.

**PHYTONADIONE** Injection, for intravenous, intramuscular, and subcutaneous use.

Initial U.S. Approval: 1960

### **WARNING - HYPERSENSITIVITY REACTIONS WITH INTRAVENOUS AND INTRAMUSCULAR USE**

*See full prescribing information for complete boxed warning.*

**Fatal hypersensitivity reactions, including anaphylaxis, have occurred during and immediately after INTRAVENOUS and INTRAMUSCULAR injection of Phytonadione Injectable Emulsion. Reactions have occurred despite dilution to avoid rapid infusion and upon first and subsequent doses. Avoid the intravenous and intramuscular routes of administration unless the subcutaneous route is not feasible and the serious risk is justified (5.1)**

### **INDICATIONS AND USAGE**

Phytonadione Injectable Emulsion is a vitamin K replacement indicated for the treatment of the following coagulation disorders which are due to faulty formation of factors II, VII, IX and X when caused by vitamin K deficiency or interference with vitamin K activity.

- Anticoagulant-induced hypoprothrombinemia deficiency caused by coumarin or indanedione derivatives; (1.1)
- Hypoprothrombinemia due to antibacterial therapy; (1.1)
- Hypoprothrombinemia secondary to factors limiting absorption or synthesis of vitamin K, e.g., obstructive jaundice, biliary fistula, sprue, ulcerative colitis, celiac disease, intestinal resection, cystic fibrosis of the pancreas, and regional enteritis; (1.1)
- Other drug-induced hypoprothrombinemia where it is definitely shown that the result is due to interference with vitamin K metabolism, e.g., salicylates. (1.1)

Phytonadione Injectable Emulsion is indicated for prophylaxis and treatment of vitamin K-deficiency bleeding in neonates. (1.2)

### **DOSAGE AND ADMINISTRATION**

- Administer Phytonadione Injectable Emulsion by the subcutaneous route, whenever possible. (2.1)
- When intravenous administration is unavoidable, inject the drug very slowly, not exceeding 1 mg per minute. (2.1)

### **DOSAGE FORMS AND STRENGTHS**

Injection: 1 mg/0.5 mL single-dose prefilled syringe. (3)

### **CONTRAINDICATIONS**

Hypersensitivity to any component of this medication. (4)

### **WARNINGS AND PRECAUTIONS**

- Cutaneous Reactions: May occur with parenteral use. Discontinue drug and manage medically. (5.3)

### **ADVERSE REACTIONS**

Most common adverse reactions are cyanosis, diaphoresis, dizziness, dysgeusia, dyspnea, flushing, hypotension and tachycardia. (6)

**To report SUSPECTED ADVERSE REACTIONS, contact Alembic Pharmaceuticals, Inc. at 1-866-210-9797 or FDA at 1-800-FDA-1088 or [www.fda.gov/medwatch](http://www.fda.gov/medwatch).**

### **DRUG INTERACTIONS**

Anticoagulants: May induce temporary resistance to prothrombin-depressing anticoagulants. (7)

---

## **USE IN SPECIFIC POPULATIONS**

---

- Pregnancy: If available, use the preservative-free formulation in pregnant women. (8.1)
- Lactation: If available, use the preservative-free formulation in lactating women. (8.2)
- Pediatric Use: The safety and effectiveness of Phytonadione Injectable Emulsion in pediatric patients from 6 months to 17 years have not been established. (8.4)

**See 17 for PATIENT COUNSELING INFORMATION.**

**Revised: 9/2025**

---

## **FULL PRESCRIBING INFORMATION: CONTENTS\***

### **WARNING - HYPERSENSITIVITY REACTIONS WITH INTRAVENOUS AND INTRAMUSCULAR USE**

#### **1 INDICATIONS AND USAGE**

- 1.1 Treatment of Hypoprothrombinemia Due to Vitamin K Deficiency or Interference
- 1.2 Prophylaxis and Treatment of Vitamin K-Deficiency Bleeding in Neonates

#### **2 DOSAGE AND ADMINISTRATION**

- 2.1 Dosing Considerations
- 2.2 Recommended Dosage for Coagulation Disorders from Vitamin K Deficiency or Interference
- 2.3 Recommended Dosage for Prophylaxis and Treatment of Vitamin K Deficiency Bleeding in Neonates
- 2.4 Directions for Dilution

#### **3 DOSAGE FORMS AND STRENGTHS**

#### **4 CONTRAINDICATIONS**

#### **5 WARNINGS AND PRECAUTIONS**

- 5.1 Hypersensitivity Reactions
- 5.3 Cutaneous Reactions

#### **6 ADVERSE REACTIONS**

- 6.1 Clinical Trials and Post-Marketing Experience

#### **7 DRUG INTERACTIONS**

#### **8 USE IN SPECIFIC POPULATIONS**

- 8.1 Pregnancy
- 8.2 Lactation
- 8.4 Pediatric Use

#### **10 OVERDOSAGE**

#### **11 DESCRIPTION**

#### **12 CLINICAL PHARMACOLOGY**

- 12.1 Mechanism of Action
- 12.2 Pharmacodynamics
- 12.3 Pharmacokinetics

#### **13 NONCLINICAL TOXICOLOGY SECTION**

- 13.1 Carcinogenesis, Mutagenesis, Impairment of Fertility

#### **16 HOW SUPPLIED/STORAGE AND HANDLING**

#### **17 PATIENT COUNSELING INFORMATION**

\* Sections or subsections omitted from the full prescribing information are not listed.

---

## FULL PRESCRIBING INFORMATION

### **WARNING - HYPERSENSITIVITY REACTIONS WITH INTRAVENOUS AND INTRAMUSCULAR USE**

**Fatal hypersensitivity reactions, including anaphylaxis, have occurred during and immediately after intravenous and intramuscular injection of Phytonadione Injectable Emulsion. Reactions have occurred despite dilution to avoid rapid intravenous infusion and upon first dose. Avoid the intravenous and intramuscular routes of administration unless the subcutaneous route is not feasible and the serious risk is justified [see WARNINGS AND PRECAUTIONS (5.1)].**

## **1 INDICATIONS AND USAGE**

### **1.1 Treatment of Hypoprothrombinemia Due to Vitamin K Deficiency or Interference**

Phytonadione Injectable Emulsion is indicated for the treatment of the following coagulation disorders which are due to faulty formation of factors II, VII, IX and X when caused by vitamin K-deficiency or interference with vitamin K activity:

- anticoagulant-induced hypoprothrombinemia caused by coumarin or indanedione derivatives;
- hypoprothrombinemia due to antibacterial therapy;
- hypoprothrombinemia secondary to factors limiting absorption or synthesis of vitamin K, e.g., obstructive jaundice, biliary fistula, sprue, ulcerative colitis, celiac disease, intestinal resection, cystic fibrosis of the pancreas, and regional enteritis;
- other drug-induced hypoprothrombinemia where it is definitely shown that the result is due to interference with vitamin K metabolism, e.g., salicylates.

### **1.2 Prophylaxis and Treatment of Vitamin K-Deficiency Bleeding in Neonates**

Phytonadione Injectable Emulsion is indicated for prophylaxis and treatment of vitamin K deficiency bleeding in neonates.

## **2 DOSAGE AND ADMINISTRATION**

### **2.1 Dosing Considerations**

Whenever possible, administer Phytonadione Injectable Emulsion by the subcutaneous route [see *Boxed Warning*]. When intravenous administration is unavoidable, inject the drug very slowly, not exceeding 1 mg per minute [see *WARNINGS AND PRECAUTIONS (5.1)*].

Monitor international normalized ratio (INR) regularly and as clinical conditions indicate.

Use the lowest effective dose of Phytonadione Injectable Emulsion.

The coagulant effects of Phytonadione Injectable Emulsion are not immediate; improvement of INR may take 1-8 hours. Interim use of whole blood or component therapy may also be necessary if bleeding is severe.

When Phytonadione Injectable Emulsion is used to correct excessive anticoagulant-induced hypoprothrombinemia, anticoagulant therapy still being indicated, the patient is again faced with the clotting hazards existing prior to starting the anticoagulant therapy. Phytonadione Injectable Emulsion is not a clotting agent, but overzealous therapy with Phytonadione Injectable Emulsion may restore conditions which originally permitted thromboembolic phenomena. Dosage should be kept as low as possible, and INR should be checked regularly as clinical conditions indicate.

## **2.2 Recommended Dosage for Coagulation Disorders from Vitamin K Deficiency or Interference**

The recommended dosage of Phytonadione Injectable Emulsion is based on whether the hypoprothrombinemia is anticoagulant-induced (e.g., due to coumarin or indanedione derivatives) or non-anticoagulant-induced (e.g., due to antibiotics; salicylates or other drugs; factors limiting absorption or synthesis) as follows:

- Anticoagulant-Induced Hypoprothrombinemia: Phytonadione Injectable Emulsion 2.5 mg to 10 mg or more subcutaneously, intramuscularly, or intravenously. Up to 25 mg to 50 mg may be administered as a single dose.

Repeated large doses of Phytonadione Injectable Emulsion are not warranted in liver disease if the initial response is unsatisfactory. Failure to respond to Phytonadione Injectable Emulsion may indicate that the condition being treated is inherently unresponsive to Phytonadione Injectable Emulsion.

- Hypoprothrombinemia Due to Other Causes (Non-Anticoagulation-Induced Hypoprothrombinemia): Phytonadione Injectable Emulsion 2.5 mg to 25 mg or more intravenously, intramuscularly, or subcutaneously. Up to 50 mg may be administered as a single dose.

Evaluate INR after 6-8 hours, and repeat dose if INR remains prolonged. Modify subsequent dosage (amount and frequency) based on the INR or clinical condition.

## **2.3 Recommended Dosage for Prophylaxis and Treatment of Vitamin K Deficiency Bleeding in Neonates**

### Prophylaxis of Vitamin K-Deficiency Bleeding in Neonates

The recommended dosage of Phytonadione Injectable Emulsion is 0.5 mg to 1 mg within one hour of birth for a single dose.

### Treatment of Vitamin K Deficiency Bleeding in Neonates

The recommended dosage of Phytonadione Injectable Emulsion is 1 mg given either

subcutaneously or intramuscularly.

Consider higher doses if the mother has been receiving oral anticoagulants.

A failure to respond (shortening of the INR in 2 to 4 hours) may indicate another diagnosis or coagulation disorder.

## **2.4 Directions for Dilution**

Caution: The syringe may not be compatible with Luer-activated valve (LAV) connectors that have internal pin designs, such as LAVs with CLAVE design.

Dilute Phytonadione Injectable Emulsion with 0.9% Sodium Chloride Injection, 5% Dextrose Injection, or 5% Dextrose and Sodium Chloride Injection.

When diluted, start administration of Phytonadione Injectable Emulsion immediately after dilution.

Discard unused portions of diluted solution as well as unused contents of the pre-filled syringe.

Protect Phytonadione Injectable Emulsion from light at all times.

Parenteral drug products should be inspected visually for particulate matter and discoloration prior to administration, whenever solution and container permit.

## **3 DOSAGE FORMS AND STRENGTHS**

Injection: 1 mg/0.5 mL single-dose prefilled syringe.

## **4 CONTRAINDICATIONS**

Hypersensitivity to phytonadione or any other component of this medication [see *WARNINGS AND PRECAUTIONS (5.1)*].

## **5 WARNINGS AND PRECAUTIONS**

### **5.1 Hypersensitivity Reactions**

Fatal and severe hypersensitivity reactions, including anaphylaxis, have occurred with intravenous or intramuscular administration of Phytonadione Injectable Emulsion. Reactions have occurred despite dilution to avoid rapid intravenous infusion and upon first dose. These reactions have included shock, cardiorespiratory arrest, flushing, diaphoresis, chest pain, tachycardia, cyanosis, weakness, and dyspnea. Administer Phytonadione Injectable Emulsion subcutaneously whenever feasible. Avoid the intravenous and intramuscular routes of administration unless the subcutaneous route

is not feasible and the serious risk is justified [see *DOSAGE AND ADMINISTRATION (2.1)*].

### **5.3 Cutaneous Reactions**

Parenteral administration of vitamin K replacements (including Phytonadione Injectable Emulsion) may cause cutaneous reactions. Reactions have included eczematous reactions, scleroderma-like patches, urticaria, and delayed-type hypersensitivity reactions. Time of onset ranged from 1 day to a year after parenteral administration. Discontinue Phytonadione Injectable Emulsion for skin reactions and institute medical management.

## **6 ADVERSE REACTIONS**

The following serious adverse reactions are described elsewhere in the labeling:

- Hypersensitivity Reactions [see *WARNINGS AND PRECAUTIONS (5.1)*]
- Cutaneous Reactions [see *WARNINGS AND PRECAUTIONS (5.3)*]

### **6.1 Clinical Trials and Post-Marketing Experience**

Because clinical trials are conducted under widely varying conditions, adverse reaction rates observed in the clinical trials of a drug cannot be directly compared to rates in the clinical trials of another drug and may not reflect the rates observed in practice.

The following adverse reactions have been identified during post-approval use of Phytonadione Injectable Emulsion. Because these reactions were reported voluntarily from a population of uncertain size, it is not always possible to reliably estimate their frequency or establish a causal relationship to drug exposure.

Cardiac Disorders: Tachycardia, hypotension.

General disorders and administration site conditions: Generalized flushing; pain, swelling, and tenderness at injection site.

Hepatobiliary Disorders: Hyperbilirubinemia

Immune System Disorders: Fatal hypersensitivity reactions, anaphylactic reactions.

Neurologic: Dysgeusia, dizziness.

Pulmonary: Dyspnea.

Skin and Subcutaneous Tissue Disorders: Erythema, pruritic plaques, scleroderma-like lesions, erythema perstans.

Vascular: Cyanosis.

## **7 DRUG INTERACTIONS**

### Anticoagulants

Phytonadione Injectable Emulsion may induce temporary resistance to prothrombin-depressing anticoagulants, especially when larger doses of Phytonadione Injectable Emulsion are used. Should this occur, higher doses of anticoagulant therapy may be needed when resuming anticoagulant therapy, or a change in therapy to a different

class of anticoagulant may be necessary (i.e., heparin sodium).

Phytonadione Injectable Emulsion does not affect the anticoagulant action of heparin.

## **8 USE IN SPECIFIC POPULATIONS**

### **8.1 Pregnancy**

#### Risk Summary

If Phytonadione is needed during pregnancy, consider using a preservative-free formulation.

Published studies with the use of phytonadione during pregnancy have not reported a clear association with phytonadione and adverse developmental outcomes (see Data). There are maternal and fetal risks associated with vitamin K deficiency during pregnancy (see Clinical Considerations). Animal reproduction studies have not been conducted with phytonadione.

The estimated background risk for the indicated population is unknown. All pregnancies have a background risk of birth defect, loss, or other adverse outcomes. In the U.S. general population, the estimated background risk of major birth defects and miscarriage in clinically recognized pregnancies is 2-4% and 15-20%, respectively.

#### Clinical Considerations

##### *Disease-associated maternal and/or embryo/fetal risk*

Pregnant women with vitamin K deficiency hypoprothrombinemia may be at an increased risk for bleeding diatheses during pregnancy and hemorrhagic events at delivery. Subclinical maternal vitamin K deficiency during pregnancy has been implicated in rare cases of fetal intracranial hemorrhage.

#### Data

##### *Human Data*

Phytonadione has been measured in cord blood of infants whose mothers were treated with phytonadione during pregnancy in concentrations lower than seen in maternal plasma. Administration of vitamin K<sub>1</sub> to pregnant women shortly before delivery increased both maternal and cord blood concentrations. Published data do not report a clear association with phytonadione and adverse maternal or fetal outcomes when used during pregnancy. However, these studies cannot definitively establish the absence of any risk because of methodologic limitations including small sample size and lack of blinding.

##### *Animal Data*

In pregnant rats receiving vitamin K<sub>1</sub> orally, fetal plasma and liver concentrations increased following administration, supporting placental transfer.

## 8.2 Lactation

### Risk Summary

If available, preservative-free Phytonadione is recommended when Phytonadione is needed during lactation [see *USE IN SPECIFIC POPULATIONS* (8.4)].

Phytonadione is present in breastmilk. There are no data on the effects of Phytonadione Injectable Emulsion on the breastfed child or on milk production. The developmental and health benefits of breastfeeding should be considered along with the clinical need for Phytonadione Injectable Emulsion and any potential adverse effects on the breastfed child from Phytonadione Injectable Emulsion or from the underlying maternal condition.

## 8.4 Pediatric Use

The safety and effectiveness of Phytonadione Injectable Emulsion for prophylaxis and treatment of vitamin K deficiency have been established in neonates. Use of phytonadione injection for prophylaxis and treatment of vitamin K deficiency is based on published clinical studies.

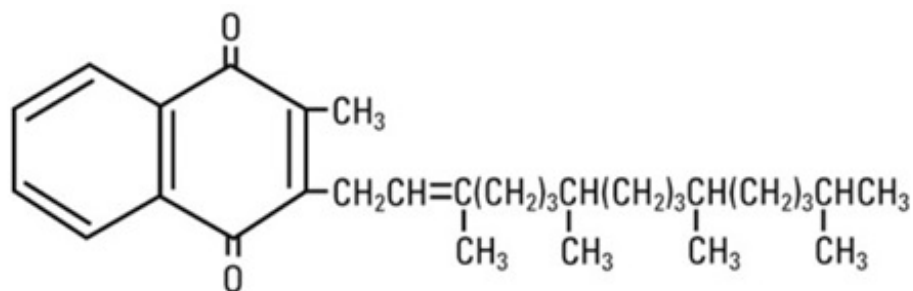
## 10 OVERDOSAGE

Hemolysis, jaundice, and hyperbilirubinemia in newborns, particularly in premature infants, may result from Phytonadione Injectable Emulsion overdose.

## 11 DESCRIPTION

Phytonadione is a vitamin K replacement, which is a clear, yellow to amber, viscous, odorless or nearly odorless liquid. It is insoluble in water, soluble in chloroform and slightly soluble in ethanol. It has a molecular weight of 450.70.

Phytonadione is 2-methyl-3-phytyl-1, 4-naphthoquinone. Its empirical formula is  $C_{31}H_{46}O_2$  and its molecular structure is:





Phytonadione Injectable Emulsion, USP injection is a yellow, sterile, aqueous colloidal solution of vitamin K, with a pH of 4 to 6.5, available for injection by the intravenous, intramuscular, and subcutaneous routes. Phytonadione Injectable Emulsion, USP is available in 1 mg (1 mg/0.5 mL) single-dose prefilled syringes. Each 0.5 mL of Phytonadione Injectable Emulsion, USP contains the following inactive ingredients: 10 mg polysorbate 80, 10.4 mg propylene glycol, 0.17 mg sodium acetate anhydrous, and 0.00002 mL glacial acetic acid. Additional glacial acetic acid or sodium acetate anhydrous may have been added to adjust pH to meet USP limits of 4 to 6.5.

## **12 CLINICAL PHARMACOLOGY**

### **12.1 Mechanism of Action**

Phytonadione Injectable Emulsion aqueous colloidal solution of vitamin K for parenteral injection, possesses the same type and degree of activity as does naturally-occurring vitamin K, which is necessary for the production via the liver of active prothrombin (factor II), proconvertin (factor VII), plasma thromboplastin component (factor IX), and Stuart factor (factor X). Vitamin K is an essential cofactor for a microsomal enzyme that catalyzes the post-translational carboxylation of multiple, specific, peptide-bound glutamic acid residues in inactive hepatic precursors of factors II, VII, IX, and X. The resulting gamma-carboxy-glutamic acid residues convert the precursors into active coagulation factors that are subsequently secreted by liver cells into the blood.

In normal animals and humans, phytonadione is virtually devoid of activity. However, in animals and humans deficient in vitamin K, the pharmacological action of vitamin K is related to its normal physiological function, that is, to promote the hepatic biosynthesis of vitamin K dependent clotting factors.

### **12.2 Pharmacodynamics**

The action of the aqueous dispersion, when administered intravenously, is generally detectable within an hour or two and hemorrhage is usually controlled within 3 to 6 hours. A normal INR may often be obtained in 12 to 14 hours.

### **12.3 Pharmacokinetics**

#### *Absorption:*

Phytonadione is readily absorbed following intramuscular administration.

#### *Distribution:*

After absorption, phytonadione is initially concentrated in the liver, but the concentration declines rapidly. Very little vitamin K accumulates in tissues.

#### *Elimination:*

Little is known about the metabolic fate of vitamin K. Almost no free unmetabolized vitamin K appears in bile or urine.

## **13 NONCLINICAL TOXICOLOGY SECTION**

### 13.1 Carcinogenesis, Mutagenesis, Impairment of Fertility

Studies of carcinogenicity, genotoxicity or impairment of fertility have not been conducted with phytonadione.

## 16 HOW SUPPLIED/STORAGE AND HANDLING

Phytonadione Injectable Emulsion, USP 1 mg in 0.5 mL is a yellow, sterile, aqueous colloidal solution and is supplied in unit use packages containing one single-dose prefilled syringe, 27 G. x ½" needle.

NDC 46708-826-05

Phytonadione Injectable Emulsion, USP 1 mg in 0.5 mL available in a carton of 10 mono-cartons; each mono-carton contains one single-dose, prefilled syringe and 27 G. x ½" needle.

NDC 46708-826-10

Store at 20° to 25°C (68° to 77°F); excursions permitted to 15° to 30°C (59° to 86°F) [see USP Controlled Room Temperature].

Protect Phytonadione Injectable Emulsion, USP from light. Store container in closed original carton until contents have been used.

### Phytonadione Injectable Emulsion, USP

#### Syringe Assembly Directions See User Guide

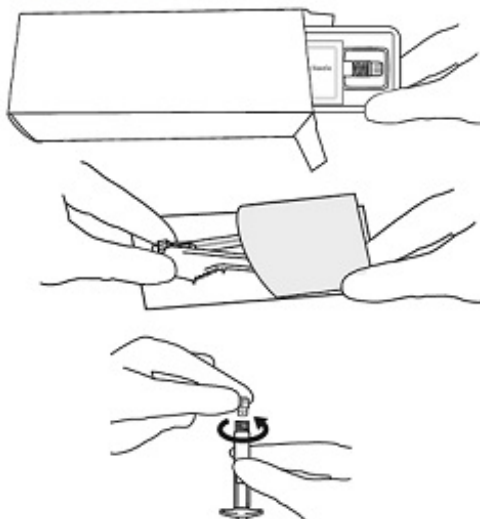
#### USE ASEPTIC TECHNIQUE

Do not remove from carton or assemble until ready to use.

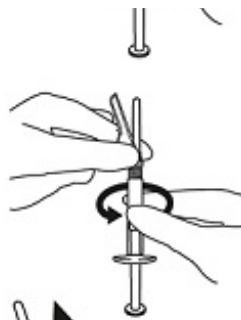
- 1) Remove the prefilled syringe and safety hypodermic needle from the carton.

- 2) Remove the needle from the blister pack.  
(the needle should remain inside the blister pack until ready to use).

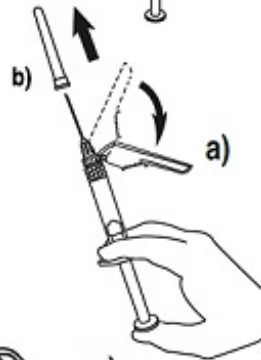
- 3) Remove the protective cap from the end of the prefilled syringe by unscrewing the cap. Hold the syringe firmly.



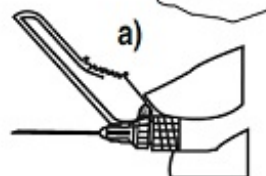
4) Carefully attach the needle to the prefilled syringe containing the Phytonadione Injectable Emulsion by firmly screwing the needle on the prefilled syringe. Be careful not to remove the needle cover from the needle.



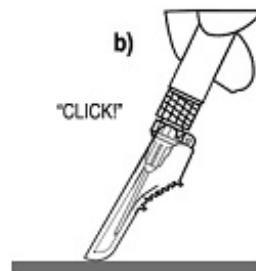
5) a) Flip the needle shield down.  
b) Remove needle cover **PULLING STRAIGHT UP (DO NOT TWIST)**. Expel air.



6) a) After injection, push tab forward with thumb to flip shield toward needle.



b) With a FIRM, QUICK motion, press down against a flat surface until an audible “click” is heard. This sound indicates shield activation. *Note: Audible click may not be heard on small needle sizes: visual confirmation is required.*



Caution: The syringe may not be compatible with Luer-activated valve (LAV) connectors that have internal pin designs, such as LAVs with CLAVE design.

## 17 PATIENT COUNSELING INFORMATION

Advise the patient to read the FDA-approved patient labeling (Patient Information).

Inform the patient of the following important risks of Phytonadione Injectable Emulsion:

### Serious Hypersensitivity Reactions

Advise the patient and caregivers to immediately report signs of hypersensitivity after receiving

Phytonadione Injectable Emulsion [see *WARNINGS AND PRECAUTIONS* (5.1)].

### Cutaneous Reactions

Advise the patient and caregivers to report the occurrence of new rashes after receiving Phytonadione Injectable Emulsion. These reactions may be delayed for up to a year after treatment [see *WARNINGS AND PRECAUTIONS* (5.3)].

Rx Only

Manufactured by:



**Alembic Pharmaceuticals Limited**

Karakhadi - 391 450, Gujarat, India.

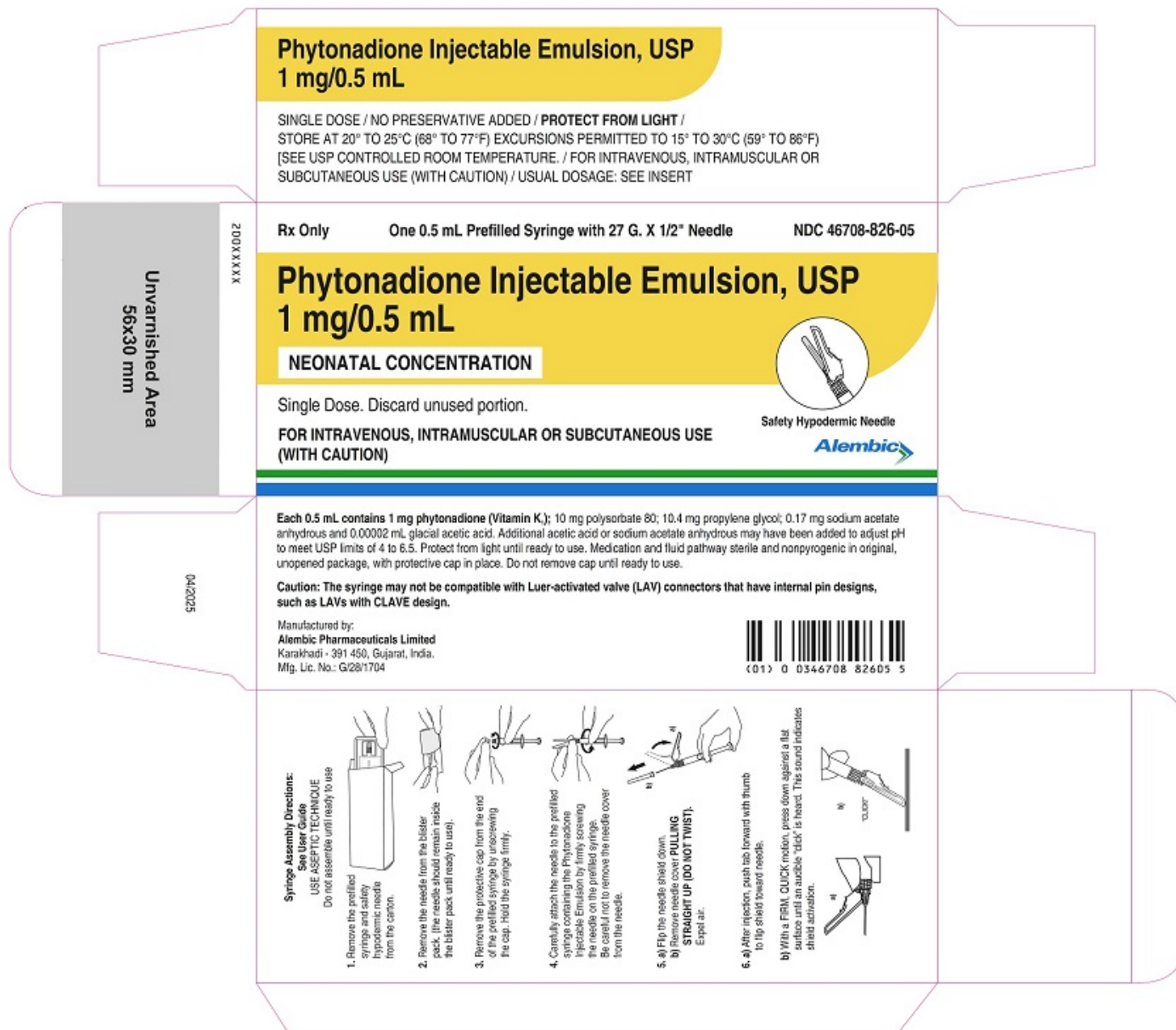
Revised: July, 2025

## PACKAGE LABEL.PRINCIPAL DISPLAY PANEL

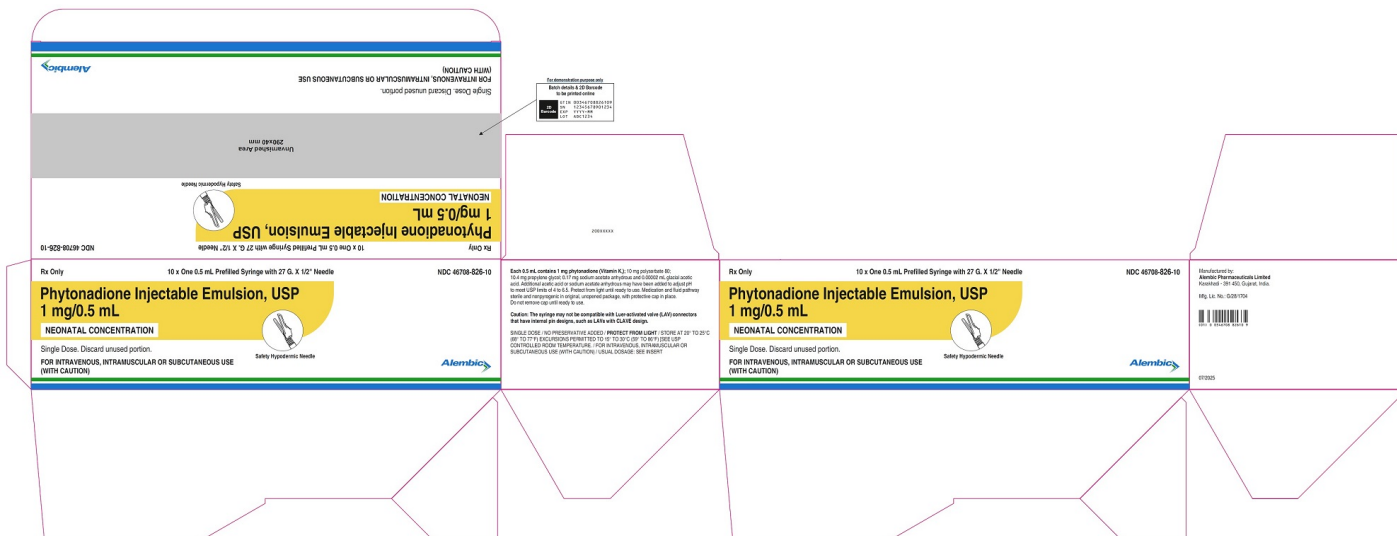
### Phytonadione Injectable Emulsion USP, 1 mg/0.5 mL - Prefilled Syringe Label

	
<b>Rx Only</b>	<b>NEONATAL CONCENTRATION</b> <b>NDC 46708-826-05</b>
Manufactured by: <b>Alembic Pharmaceuticals Limited</b> Karakhadi - 391 450, Gujarat, India.	<b>Phytonadione Injectable Emulsion USP, 1 mg/0.5 mL</b>
<b>Approx. mL</b> 0.5 — 0.25 1 — 0.5	<b>FOR INTRAVENOUS, INTRAMUSCULAR OR SUBCUTANEOUS USE (WITH CAUTION)</b>
05/2024 Mfg. Lic. No.: G/28/1704	0.5 mL SINGLE-DOSE PREFILLED SYRINGE SEE INSERT PROTECT FROM LIGHT
 (01) 0 0346708 82605 5	<b>200XXXXX</b>
<b>LOT:</b> <b>EXP.:</b>	<b>Unvarnished Area</b> <b>17 mm x 7 mm</b>

### Phytonadione Injectable Emulsion USP, 1 mg/0.5 mL - Mono Carton



## Phytonadione Injectable Emulsion USP, 1 mg/0.5 mL - 10's Pack Carton





# Phytonadione Injectable Emulsion USP, 1 mg/0.5 mL - User Guide

20045526

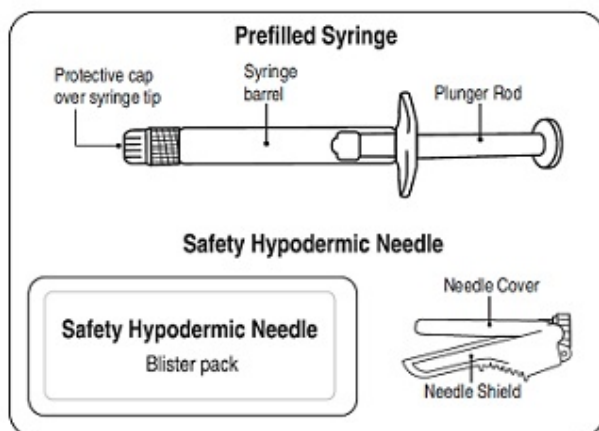
## Phytonadione Injectable Emulsion, USP USER GUIDE

**NOTE: USE ASEPTIC TECHNIQUE**  
Do not assemble until ready to use.

**1**

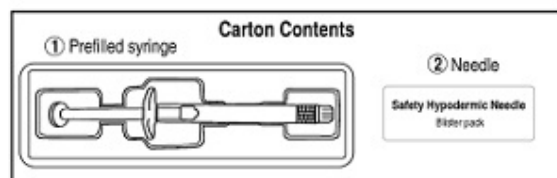
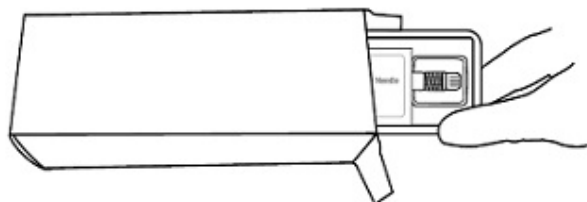
### Preparing your dose of Phytonadione Injectable Emulsion

- You will need the following supplies:
  - Your Phytonadione Injectable Emulsion carton that includes 1 single-use Phytonadione Injectable Emulsion prefilled syringe and 1 safety hypodermic needle.



**2**

Remove the prefilled syringe and safety hypodermic needle from the carton.



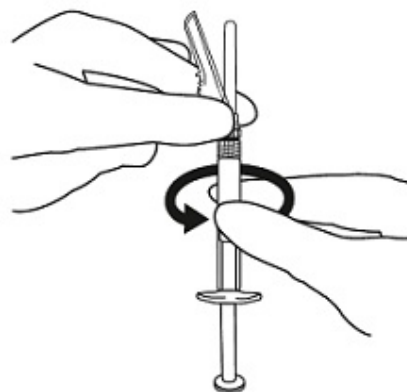
**4**

Remove the protective cap from the end of the prefilled syringe by unscrewing the cap. Hold the syringe firmly.



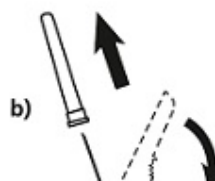
**5**

Carefully attach the needle to the prefilled syringe containing the Phytonadione Injectable Emulsion by firmly screwing the needle on the prefilled syringe. Be careful not to remove the needle cover from the needle.



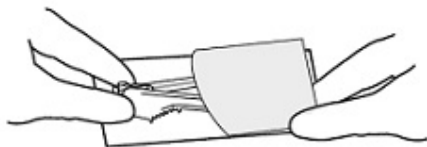
**6**

(a) Flip the needle shield down.  
(b) Remove needle cover **PULLING STRAIGHT UP (DO NOT TWIST)**. Expel air.

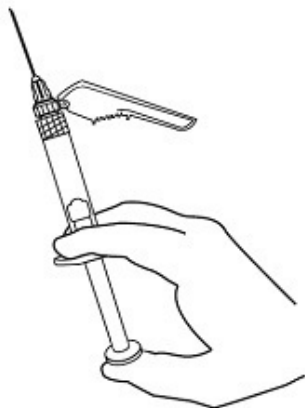


**3**

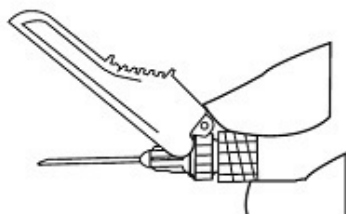
Remove the needle from the blister pack (the needle should remain inside the blister pack until ready to use).

**7**

Administer injection following the established aseptic technique.

**8**

After injection, position shield in preparation for device activation: Using a one-handed technique, push the tab forward with your finger or thumb so that the shield is less than 90 degrees from the needle. **NOTE:** Keep your finger or thumb behind the tab at all times.

**9**

Activate shield: Position the shield approximately 45 degrees to flat surface. Press down with a **GENTLE, QUICK, MOTION** until a distinct **AUDIBLE CLICK** is heard. *Note: Audible click may not be heard on small needle sizes: visual confirmation is required.*

**11**

Following activation of the needle shield, immediately discard the unit into an approved sharps container.



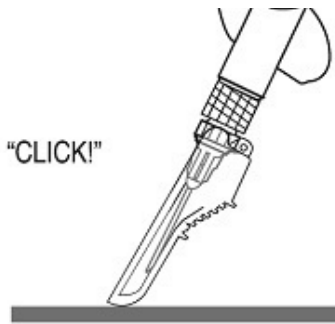
**Caution:** The syringe may not be compatible with Luer-activated valve (LAV) connectors that have internal pin designs, such as LAVs with CLAVE design.

For additional questions, contact Customer Service at 1-866-210-9797.

Manufactured by:  
**Alembic Pharmaceuticals Limited**  
 Karakhadi - 391 450, Gujarat, India.

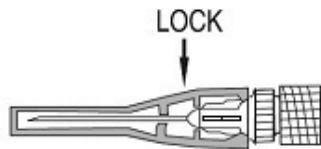
Revision: April, 2025





**10**

**VISUALLY CONFIRM** that needle is fully engaged under lock.



## PHYTONADIONE

phytonadione injection, emulsion

### Product Information

<b>Product Type</b>	HUMAN PRESCRIPTION DRUG	<b>Item Code (Source)</b>	NDC:46708-826
<b>Route of Administration</b>	INTRAMUSCULAR, INTRAVENOUS, SUBCUTANEOUS		

### Active Ingredient/Active Moiety

Ingredient Name	Basis of Strength	Strength
PHYTONADIONE (UNII: A034SE7857) (PHYTONADIONE - UNII:A034SE7857)	PHYTONADIONE	1 mg in 0.5 mL

### Inactive Ingredients

Ingredient Name	Strength
POLYSORBATE 80 (UNII: 6OZP39ZG8H)	
PROPYLENE GLYCOL (UNII: 6DC9Q167V3)	
SODIUM ACETATE ANHYDROUS (UNII: NVG71ZZ7P0)	
ACETIC ACID (UNII: Q40Q9N063P)	
WATER (UNII: 059QF0KO0R)	

### Packaging

#	Item Code	Package Description	Marketing Start Date	Marketing End Date
1	NDC:46708-	1 is 1 CARTON	08/08/2025	



1	826-05	1 in 1 CARTON	09/08/2025	
1		0.5 mL in 1 SYRINGE; Type 2: Prefilled Drug Delivery Device/System (syringe, patch, etc.)		
2	NDC:46708-826-10	10 in 1 CARTON	09/08/2025	
2		0.5 mL in 1 SYRINGE; Type 2: Prefilled Drug Delivery Device/System (syringe, patch, etc.)		

### Marketing Information

Marketing Category	Application Number or Monograph Citation	Marketing Start Date	Marketing End Date
ANDA	ANDA216444	09/08/2025	

**Labeler** - Alembic Pharmaceuticals Limited (650574663)

### Establishment

Name	Address	ID/FEI	Business Operations
Alembic Pharmaceuticals Limited (F3)		675480734	MANUFACTURE(46708-826)

Revised: 9/2025

Alembic Pharmaceuticals Limited