

# **OXYCODONE HYDROCHLORIDE - oxycodone hydrochloride solution**

## **MAJOR PHARMACEUTICALS**

### **HIGHLIGHTS OF PRESCRIBING INFORMATION**

These highlights do not include all the information needed to use Oxycodone Hydrochloride Oral Solution safely and effectively. See full prescribing information for Oxycodone Hydrochloride Oral Solution.

Oxycodone Hydrochloride Oral Solution CII  
Initial U.S. Approval: 1950

#### **WARNING: SERIOUS AND LIFE-THREATENING RISKS FROM USE OF OXYCODONE HYDROCHLORIDE SOLUTION**

See full prescribing information for complete boxed warning.

- Ensure accuracy when prescribing, dispensing, and administering Oxycodone Hydrochloride Oral Solution. Dosing errors due to confusion between mg and mL, and other Oxycodone Hydrochloride Oral Solutions of different concentrations can result in accidental overdose and death. (2.1, 5.1).
- Oxycodone Hydrochloride Oral Solution exposes users to risks of addiction, abuse, and misuse, which can lead to overdose and death. Assess patient's risk before prescribing and reassess regularly for these behaviors and conditions. (5.2)
- Serious, life-threatening, or fatal respiratory depression may occur, especially during initiation or following a dosage increase. To reduce risk of respiratory depression, proper dosing and titration of Oxycodone Hydrochloride Oral Solution are essential. (5.3)
- Accidental ingestion of Oxycodone Hydrochloride Oral Solution, especially by children, can result in a fatal overdose of oxycodone. (5.3)
- Concomitant use of opioids with benzodiazepines or other central nervous system (CNS) depressants, including alcohol, may result in profound sedation, respiratory depression, coma, and death. Reserve concomitant prescribing for use in patients for whom alternative treatment options are inadequate. (5.4, 7)
- If opioid use is required for an extended period of time in a pregnant woman, advise the patient of the risk of Neonatal Opioid Withdrawal Syndrome, which may be life-threatening if not recognized and treated. Ensure that management by neonatology experts will be available at delivery. (5.5)
- Healthcare providers are strongly encouraged to complete a REMS-compliant education program and to counsel patients and caregivers on serious risks, safe use, and the importance of reading the Medication Guide with each prescription. (5.6)
- The concomitant use with CYP3A4 inhibitors (or discontinuation of CYP3A4 inducers) can result in a fatal overdose of oxycodone. (5.7, 7, 12.3)

#### **RECENT MAJOR CHANGES**

Boxed Warning	06/2024
Indications and Usage (1)	06/2024
Dosage and Administration (2.1,2.3,2.4)	06/2024
Warnings and Precautions (5.8)	06/2024

#### **INDICATIONS AND USAGE**

Oxycodone Hydrochloride Oral Solution is an opioid agonist indicated in adults for the management of pain severe enough to require an opioid-analgesic and for which alternative treatments are inadequate. (1)

##### Limitations of Use (1)

Because of the risks of addiction, abuse, and misuse with opioids, which can occur at any dosage or duration (5.2), reserve Oxycodone Hydrochloride Oral Solution for use in patients for whom alternative treatment options [e.g., non-opioid analgesics or opioid combination products]:

- Have not been tolerated, or are not expected to be tolerated,
- Have not provided adequate analgesia, or are not expected to provide adequate analgesia

Oxycodone Hydrochloride Oral Solution should not be used for an extended period of time unless the pain

remains severe enough to require an opioid analgesic and for which alternative treatment options continue to be inadequate.

## **DOSAGE AND ADMINISTRATION**

- Oxycodone Hydrochloride Oral Solution should be prescribed only by healthcare professionals who are knowledgeable about the use of opioids and how to mitigate the associated risks. (2.1)
- Use the lowest effective dosage for the shortest duration of time consistent with individual patient treatment goals. Reserve titration to higher doses of Oxycodone Hydrochloride Oral Solution for patients in whom lower doses are insufficiently effective and in whom the expected benefits of using a higher dose opioid clearly outweigh the substantial risks. (2.1, 5)
- Many acute pain conditions (e.g., the pain that occurs with a number of surgical procedures or acute musculoskeletal injuries) require no more than a few days of an opioid analgesic. Clinical guidelines on opioid prescribing for some acute pain conditions are available. (2.1)
- Initiate the dosing regimen for each patient individually, taking into account the patient's underlying cause and severity of pain, prior analgesic treatment and response, and risk factors for addiction, abuse and misuse. (2.1, 5.2)
- Respiratory depression can occur at any time during opioid therapy, especially when initiating and following dosage increases with Oxycodone Hydrochloride Oral Solution. Consider this risk when selecting an initial dose and when making dose adjustments. (2.1, 5.3)
- Discuss availability of naloxone with the patient and caregiver and assess each patient's need for access to naloxone, both when initiating and renewing treatment with Oxycodone Hydrochloride Oral Solution. Consider prescribing naloxone based on the patient's risk factors for overdose (2.2, 5.2, 5.3, 5.4).
- Initiate dosing with a range of 5 to 15 mg every 4 to 6 hours as needed for pain, and at the lowest dose necessary to achieve adequate analgesia. Titrate the dose based upon the individual patient's response to their initial dose of Oxycodone Hydrochloride Oral Solution. (2.3, 2.4)
- Do not abruptly discontinue Oxycodone Hydrochloride Oral Solution in a physically dependent patient because rapid discontinuation of opioid analgesics has resulted in serious withdrawal symptoms, uncontrolled pain, and suicide. (2.5, 5.15)

## **DOSAGE FORMS AND STRENGTHS**

5 mg per 5 mL (1 mg/mL) Strength Oral Solution: Each 5 mL of red Oxycodone Hydrochloride Oral Solution, USP contains oxycodone hydrochloride 5 mg (3)

## **CONTRAINDICATIONS**

- Significant respiratory depression (4)
- Acute or severe bronchial asthma in an unmonitored setting or in absence of resuscitative equipment. (4)
- Known or suspected gastrointestinal obstruction, including paralytic ileus. (4)
- Hypersensitivity to oxycodone. (4)

## **WARNINGS AND PRECAUTIONS**

Opioid-Induced Hyperalgesia and Allodynia: Opioid-Induced Hyperalgesia (OIH) occurs when an opioid analgesic paradoxically causes an increase in pain, or an increase in sensitivity to pain. If OIH is suspected, carefully consider appropriately decreasing the dose of the current opioid analgesic or opioid rotation. (5.8)

Life-Threatening Respiratory Depression in Patients with Chronic Pulmonary Disease or in Elderly,

Cachectic or Debilitated Patients: Regularly evaluate, particularly during initiation and titration. (5.9)

Adrenal Insufficiency: If diagnosed, treat with physiologic replacement of corticosteroids, and wean patient off of the opioid. (5.10)

Severe Hypotension: Regularly evaluate during dosage initiation and titration. Avoid use of Oxycodone Hydrochloride Oral Solution in patients with circulatory shock. (5.11)

Risks of Use in Patients with Increased Intracranial Pressure, Brain Tumors, Head Injury, or Impaired

Consciousness: Monitor for sedation and respiratory depression. Avoid use of Oxycodone Hydrochloride Oral Solution in patients with impaired consciousness or coma. (5.12)

## **ADVERSE REACTIONS**

Most common adverse reactions are nausea, constipation, vomiting, headache, pruritus, insomnia, dizziness, asthenia, and somnolence. (6)

**To report SUSPECTED ADVERSE REACTIONS, contact WES Pharma Inc at 1-888- 212-6921 or FDA at 1-800-FDA-1088 or [www.fda.gov/medwatch](http://www.fda.gov/medwatch).**

## **DRUG INTERACTIONS**

Serotonergic Drugs: Concomitant use may result in serotonin syndrome. Discontinue Oxycodone Hydrochloride Oral Solution if serotonin syndrome is suspected. (7)

Monoamine Oxidase Inhibitors (MAOIs): Can potentiate the effects of oxycodone. Avoid concomitant use in patients receiving MAOIs or within 14 days of stopping treatment with an MAOI. (7)

Mixed Agonist/Antagonist and Partial Agonist Opioid Analgesics: Avoid use with Oxycodone Hydrochloride Oral Solution because they may reduce analgesic effect of Oxycodone Hydrochloride Oral Solution or precipitate withdrawal symptoms. (7)

----- **USE IN SPECIFIC POPULATIONS** -----

Pregnancy: May cause fetal harm. (8.1)

**See 17 for PATIENT COUNSELING INFORMATION.**

**Revised: 5/2025**

---

## **FULL PRESCRIBING INFORMATION: CONTENTS\***

### **WARNING: SERIOUS AND LIFE-THREATENING RISKS FROM USE OF OXYCODONE HYDROCHLORIDE SOLUTION**

#### **1 INDICATIONS AND USAGE**

#### **2 DOSAGE AND ADMINISTRATION**

2.1 Important Dosage and Administration Instructions

2.2 Patient Access to Naloxone for the Emergency Treatment of Opioid Overdose

2.3 Initial Dosage

2.4 Titration and Maintenance of Therapy

2.5 Safe Reduction or Discontinuation of Oxycodone Hydrochloride Oral Solution

#### **3 DOSAGE FORMS AND STRENGTHS**

#### **4 CONTRAINDICATIONS**

#### **5 WARNINGS AND PRECAUTIONS**

5.1 Risk of Accidental Overdose and Death Due to Medication Errors

5.2 Addiction, Abuse and Misuse

5.3 Life-Threatening Respiratory Depression

5.4 Risks from Concomitant Use with Benzodiazepines or Other CNS Depressants

5.5 Neonatal Opioid Withdrawal Syndrome

5.6 Opioid Analgesic Risk Evaluation and Mitigation Strategy (REMS)

5.7 Risks of Concomitant Use or Discontinuation of Cytochrome P450 3A4 Inhibitors and Inducers

5.8 Opioid-Induced Hyperalgesia and Allodynia

5.9 Life-Threatening Respiratory Depression in Patients with Chronic Pulmonary Disease or in Elderly, Cachectic, or Debilitated Patients

5.10 Adrenal Insufficiency

5.11 Severe Hypotension

5.12 Risks of Use in Patients with Increased Intracranial Pressure, Brain Tumors, Head Injury, or Impaired Consciousness

5.13 Risks of Use in Patients with Gastrointestinal Conditions

5.14 Increased Risk of Seizures in Patients with Seizure Disorders

5.15 Withdrawal

5.16 Risks of Driving and Operating Machinery

#### **6 ADVERSE REACTIONS**

#### **7 DRUG INTERACTIONS**

#### **8 USE IN SPECIFIC POPULATIONS**

8.1 Pregnancy

8.2 Lactation

8.3 Females and Males of Reproductive Potential

- 8.4 Pediatric Use
- 8.5 Geriatric Use
- 8.6 Hepatic Impairment
- 8.7 Renal Impairment

## **9 DRUG ABUSE AND DEPENDENCE**

- 9.1 Controlled Substance
- 9.2 Abuse
- 9.3 Dependence

## **10 OVERDOSAGE**

## **11 DESCRIPTION**

## **12 CLINICAL PHARMACOLOGY**

- 12.1 Mechanism of Action
- 12.2 Pharmacodynamics
- 12.3 Pharmacokinetics

## **13 NONCLINICAL TOXICOLOGY**

- 13.1 Carcinogenesis, Mutagenesis, Impairment of Fertility

## **16 HOW SUPPLIED/STORAGE AND HANDLING**

## **17 PATIENT COUNSELING INFORMATION**

\* Sections or subsections omitted from the full prescribing information are not listed.

---

## **FULL PRESCRIBING INFORMATION**

## **WARNING: SERIOUS AND LIFE-THREATENING RISKS FROM USE OF OXYCODONE HYDROCHLORIDE SOLUTION**

### **Risk of Medication Errors**

Ensure accuracy when prescribing, dispensing, and administering Oxycodone Hydrochloride Oral Solution. Dosing errors due to confusion between mg and mL, and other oxycodone hydrochloride oral solutions of different concentrations can result in accidental overdose and death *[see Dosage and Administration (2.1), Warnings and Precautions (5.1)]*.

### **Addiction, Abuse, and Misuse**

Because the use of Oxycodone Hydrochloride Oral Solution exposes patients and other users to the risks of opioid addiction, abuse, and misuse, which can lead to overdose and death, assess each patient's risk prior to prescribing and reassess all patients regularly for the development of these behaviors and conditions *[see Warnings and Precautions (5.2)]*.

### **Life-Threatening Respiratory Depression**

Serious, life-threatening, or fatal respiratory depression may occur with use of Oxycodone Hydrochloride Oral Solution, especially during initiation or following a dosage increase. To reduce the risk of respiratory depression, especially during initiation or following a dose increase. To reduce the risk of respiratory depression, proper dosing and titration of Oxycodone Hydrochloride Oral Solution are essential *[see Warnings and Precautions (5.3)]*.

### **Accidental ingestion**

Accidental ingestion of even one dose of Oxycodone Hydrochloride Oral Solution, especially by children, can result in a fatal overdose of oxycodone *[see Warnings and Precautions (5.3)]*.

### **Risks From Concomitant Use With Benzodiazepines Or Other CNS Depressants**

Concomitant use of opioids with benzodiazepines or other central nervous system (CNS) depressants, including alcohol, may result in profound sedation, respiratory depression, coma, and death. Reserve concomitant prescribing of Oxycodone Hydrochloride Oral Solution and benzodiazepines or other CNS depressants for use in patients for whom alternative treatment options are inadequate. *[see Warnings and Precautions (5.4), Drug Interactions (7)]*.

### **Neonatal Opioid Withdrawal Syndrome (NOWS)**

If opioid use is required for an extended period of time in a pregnant woman, advise the patient of the risk of NOWS, which may be life-threatening if not recognized and treated. Ensure that management by neonatology experts will be available at delivery *[see Warnings and Precautions (5.5)]*.

### **Opioid Analgesic Risk Evaluation and Mitigation Strategy (REMS)**

Healthcare providers are strongly encouraged to complete a REMS-

**compliant education program and to counsel patients and caregivers on serious risks, safe use, and the importance of reading the Medication Guide with each prescription [see *Warnings and Precautions* (5.6)].**

#### **Cytochrome P450 3A4 Interaction**

**The concomitant use of Oxycodone Hydrochloride Oral Solution with all cytochrome P450 3A4 inhibitors may result in an increase in oxycodone plasma concentrations, which could increase or prolong adverse reactions and may cause potentially fatal respiratory depression. In addition, discontinuation of a concomitantly used cytochrome P450 3A4 inducer may result in an increase in oxycodone plasma concentration. Regularly evaluate patients receiving Oxycodone Hydrochloride Oral Solution and any CYP3A4 inhibitor or inducer [see *Warnings and Precautions* (5.7), *Drug Interactions* (7), *Clinical Pharmacology* (12.3)].**

## **1 INDICATIONS AND USAGE**

Oxycodone Hydrochloride Oral Solution is indicated in adults for the management of pain severe enough to require an opioid analgesic and for which alternative treatments are inadequate.

#### **Limitations of Use**

Because of the risks of addiction, abuse, and misuse with opioids, which can occur at any dosage or duration [see *Warnings and Precautions* (5.2)], reserve Oxycodone Hydrochloride Oral Solution for use in patients for whom alternative treatment options [e.g., non-opioid analgesics or opioid combination products]:

- Have not been tolerated, or are not expected to be tolerated,
- Have not provided adequate analgesia, or are not expected to provide adequate analgesia

Oxycodone Hydrochloride Oral Solution should not be used for an extended period of time unless the pain remains severe enough to require an opioid analgesic and for which alternative treatment options continue to be inadequate.

## **2 DOSAGE AND ADMINISTRATION**

### **2.1 Important Dosage and Administration Instructions**

Ensure accuracy when prescribing, dispensing, and administering Oxycodone Hydrochloride Oral Solution to avoid dosing errors due to confusion between mg and mL, and with other oxycodone hydrochloride solutions of different concentrations, which could result in accidental overdose and death. Ensure the proper dose is communicated and dispensed. When writing prescriptions, include both the total dose in mg and the total dose in volume.

Instruct patients and caregivers on how to accurately measure and take or administer the correct dose of Oxycodone Hydrochloride Oral Solution.

Strongly advise patients and caregivers to always use the enclosed graduated measuring cup when administering Oxycodone Hydrochloride Oral Solution 5 mg/5 mL (1 mg/mL) to ensure that the dose is measured and administered accurately. Instruct patients and caregivers to never use household teaspoons or tablespoons to measure

## Oxycodone Hydrochloride Oral Solution.

- Oxycodone Hydrochloride Oral Solution should be prescribed only by healthcare professionals who are knowledgeable about the use of opioids and how to mitigate the associated risks.
- Use the lowest effective dosage for the shortest duration of time consistent with individual patient treatment goals [see *Warnings and Precautions (5)*]. Because the risk of overdose increases as opioid doses increase, reserve titration to higher doses of Oxycodone Hydrochloride Oral Solution for patients in whom lower doses are insufficiently effective and in whom the expected benefits of using a higher dose opioid clearly outweigh the substantial risks.
- Many acute pain conditions (e.g., the pain that occurs with a number of surgical procedures or acute musculoskeletal injuries) require no more than a few days of an opioid analgesic. Clinical guidelines on opioid prescribing for some acute pain conditions are available.
- There is variability in the opioid analgesic dose and duration needed to adequately manage pain due both to the cause of pain and to individual patient factors. Initiate the dosing regimen for each patient individually, taking into account the patient's underlying cause and severity of pain, prior analgesic treatment and response, and risk factors for addiction, abuse, and misuse [see *Warnings and Precautions (5.2)*].
- Respiratory depression can occur at any time during opioid therapy, especially when initiating and following dosage increases with Oxycodone Hydrochloride Oral Solution. Consider this risk when selecting an initial dose and when making dose adjustments [see *Warnings and Precautions (5)*].

### **2.2 Patient Access to Naloxone for the Emergency Treatment of Opioid Overdose**

Discuss the availability of naloxone for the emergency treatment of opioid overdose with the patient and caregiver and assess the potential need for access to naloxone, both when initiating and renewing treatment with Oxycodone Hydrochloride Oral Solution [see *Warnings and Precautions (5.3)*]

Inform patients and caregivers about the various ways to obtain naloxone as permitted by individual state naloxone dispensing and prescribing requirements or guidelines (e.g., by prescription, directly from a pharmacist, or as part of a community-based program). Consider prescribing naloxone, based on the patient's risk factors for overdose, such as concomitant use of CNS depressants, a history of opioid use disorder, or prior opioid overdose. The presence of risk factors for overdose should not prevent the proper management of pain in any given patient [see *Warnings and Precautions (5.2, 5.3, 5.4)*]. Consider prescribing naloxone if the patient has household members (including children) or other close contacts at risk for accidental ingestion or overdose.

### **2.3 Initial Dosage**

Although it is not possible to list every condition that is important to the selection of the initial dose of Oxycodone Hydrochloride Oral Solution, attention must be given to:

1. the daily dose, potency and characteristics of a full agonist or mixed agonist/

antagonist the patient has been taking previously

2. the reliability of the relative potency estimate to calculate the dose of oxycodone HCl needed
3. the degree of opioid tolerance
4. the general condition and medical status of the patient, including the patient's weight and age
5. the balance between pain management and adverse reactions
6. the type and severity of the patient's pain
7. risk factors for abuse or addiction, including a prior history of abuse or addiction

#### Use of Oxycodone Hydrochloride Oral Solution as the First Opioid Analgesic

Initiate treatment with Oxycodone Hydrochloride Oral Solution: in a dosing range of 5 to 15 mg every 4 to 6 hours as needed for pain, and at the lowest dose necessary to achieve adequate analgesia. Titrate the dose based upon the individual patient's response to their initial dose of Oxycodone Hydrochloride Oral Solution.

#### Conversion from Other Opioids to Oxycodone Hydrochloride Oral Solution

There is inter-patient variability in the potency of opioid drugs and opioid formulations. Therefore, a conservative approach is advised when determining the total daily dosage of Oxycodone Hydrochloride Oral Solution. It is safer to underestimate a patient's 24-hour Oxycodone Hydrochloride Oral Solution than to overestimate the 24-hour Oxycodone Hydrochloride Oral Solution dosage and manage an adverse reaction due to overdose. If a patient has been receiving opioid-containing medications prior to taking Oxycodone Hydrochloride Oral Solution, the potency of the prior opioid relative to oxycodone should be factored into the selection of the total daily dose (TDD) of oxycodone.

In converting patients from other opioids to Oxycodone Hydrochloride Oral Solution, close observation and adjustment of dosage based upon the patient's response to Oxycodone Hydrochloride Oral Solution is imperative. Administration of supplemental analgesia for breakthrough or incident pain and titration of the total daily dose of Oxycodone Hydrochloride Oral Solution may be necessary, especially in patients who have disease states that are changing rapidly.

#### Conversion from Oxycodone Hydrochloride Oral Solution to Extended-Release Oxycodone Hydrochloride

The relative bioavailability of Oxycodone Hydrochloride Oral Solution compared to extended-release oxycodone is unknown, so conversion to extended-release Oxycodone may lead to increased risk of excessive sedation and respiratory depression.

## **2.4 Titration and Maintenance of Therapy**

Individually titrate Oxycodone Hydrochloride Oral Solution to a dose that provides adequate analgesia and minimizes adverse reactions. Continually reevaluate patients receiving Oxycodone Hydrochloride Oral Solution to assess the maintenance of pain control, signs and symptoms of opioid withdrawal, and other adverse reactions, as well as to reassess for the development of addiction, abuse, or misuse [see *Warnings and Precautions* (5.2,5.15)]. Frequent communication is important among the prescriber, other members of the healthcare team, the patient, and the caregiver/family during periods of changing analgesic requirements, including initial titration.

If the level of pain increases after dosage stabilization, attempt to identify the source of



increased pain before increasing the Oxycodone Hydrochloride Oral Solution dosage. If after increasing the dosage, unacceptable opioid-related adverse reactions are observed (including an increase in pain after a dosage increase), consider reducing the dosage. [see *Warnings and Precautions (5)*]. Adjust the dosage to obtain an appropriate balance between management of pain and opioid-related adverse reactions.

## **2.5 Safe Reduction or Discontinuation of Oxycodone Hydrochloride Oral Solution**

Do not abruptly discontinue Oxycodone Hydrochloride Oral Solution in patients who may be physically dependent on opioids. Rapid discontinuation of opioid analgesics in patients who are physically dependent on opioids has resulted in serious withdrawal symptoms, uncontrolled pain, and suicide. Rapid discontinuation has also been associated with attempts to find other sources of opioid analgesics, which may be confused with drug-seeking for abuse. Patients may also attempt to treat their pain or withdrawal symptoms with illicit opioids, such as heroin, and other substances.

When a decision has been made to decrease the dose or discontinue therapy in an opioid- dependent patient taking Oxycodone Hydrochloride Oral Solution, there are a variety of factors that should be considered, including the dose of opioid (including Oxycodone Hydrochloride Oral Solution) the patient has been taking, the duration of treatment, the type of pain being treated, and the physical and psychological attributes of the patient. It is important to ensure ongoing care of the patient and to agree on an appropriate tapering schedule and follow-up plan so that patient and provider goals and expectations are clear and realistic. When opioid analgesics are being discontinued due to a suspected substance use disorder, evaluate and treat the patient, or refer for evaluation and treatment of the substance use disorder. Treatment should include evidence-based approaches, such as medication assisted treatment of opioid use disorder. Complex patients with co-morbid pain and substance use disorders may benefit from referral to a specialist.

There are no standard opioid tapering schedules that are suitable for all patients. Good clinical practice dictates a patient-specific plan to taper the dose of the opioid gradually. For patients on Oxycodone Hydrochloride Oral Solution who are physically opioid-dependent, initiate the taper by a small enough increment (e.g., no greater than 10% to 25% of the total daily dose) to avoid withdrawal symptoms, and proceed with dose-lowering at an interval of every 2 to 4 weeks. Patients who have been taking opioids for briefer periods of time may tolerate a more rapid taper.

It may be necessary to provide the patient with lower dosage strengths to accomplish a successful taper. Reassess the patient frequently to manage pain and withdrawal symptoms, should they emerge. Common withdrawal symptoms include restlessness, lacrimation, rhinorrhea, yawning, perspiration, chills, myalgia, and mydriasis. Other signs and symptoms also may develop, including irritability, anxiety, backache, joint pain, weakness, abdominal cramps, insomnia, nausea, anorexia, vomiting, diarrhea, or increased blood pressure, respiratory rate, or heart rate. If withdrawal symptoms arise, it may be necessary to pause the taper for a period of time or raise the dose of the opioid analgesic to the previous dose, and then proceed with a slower taper. In addition, monitor patients for any changes in mood, emergence of suicidal thoughts, or use of other substances.

When managing patients taking opioid analgesics, particularly those who have been treated for a long duration and/or with high doses for chronic pain, ensure that a multimodal approach to pain management, including mental health support (if needed), is in place prior to initiating an opioid analgesic taper. A multimodal approach to pain management may optimize the treatment of chronic pain, as well as assist with the successful tapering of the opioid analgesic [see *Warnings and Precautions (5.15)*, *Drug Abuse and Dependence (9.3)*].

### **3 DOSAGE FORMS AND STRENGTHS**

5 mg per 5 mL (1 mg/mL) Strength Oral Solution: Each 5 mL of red Oxycodone Hydrochloride Oral Solution, USP contains oxycodone hydrochloride 5 mg

### **4 CONTRAINDICATIONS**

Oxycodone Hydrochloride Oral Solution is contraindicated in patients with:

- Significant respiratory depression [see *Warnings and Precautions (5.3)*]
- Acute or severe bronchial asthma in an unmonitored setting or in the absence of resuscitative equipment [see *Warnings and Precautions (5.9)*]
- Known or suspected gastrointestinal obstruction, including paralytic ileus [see *Warnings and Precautions (5.13)*]
- Hypersensitivity to oxycodone (e.g., angioedema) [Adverse Reactions (6)]

### **5 WARNINGS AND PRECAUTIONS**

#### **5.1 Risk of Accidental Overdose and Death Due to Medication Errors**

Dosing errors can result in accidental overdose and death. Avoid dosing errors that may result from confusion between mg and mL and confusion with oxycodone hydrochloride solutions of different concentrations, when prescribing, dispensing, and administering Oxycodone Hydrochloride Oral Solution. Ensure that the dose is communicated clearly and dispensed accurately.

Instruct patients and caregivers on how to measure and take or administer the correct dose of Oxycodone Hydrochloride Oral Solution and to use extreme caution when measuring the dose. Instruct patients and caregivers to always use the enclosed graduated measuring cup when administering Oxycodone Hydrochloride Oral Solution to ensure the dose is measured and administered accurately. Instruct them to never use a teaspoon or a tablespoon to measure a dose because household teaspoons or tablespoons are not adequate measuring devices.

#### **5.2 Addiction, Abuse and Misuse**

Oxycodone Hydrochloride Oral Solution contains oxycodone, a Schedule II controlled substance. As an opioid, Oxycodone Hydrochloride Oral Solution exposes users to the risks of addiction, abuse, and misuse [see *Drug Abuse and Dependence (9)*].

Although the risk of addiction in any individual is unknown, it can occur in patients appropriately prescribed Oxycodone Hydrochloride Oral Solution. Addiction can occur at recommended dosages and if the drug is misused or abused.

Assess each patient's risk for opioid addiction, abuse, or misuse prior to prescribing Oxycodone Hydrochloride Oral Solution, and reassess all patients receiving Oxycodone Hydrochloride Oral Solution for the development of these behaviors and conditions. Risks are increased in patients with a personal or family history of substance abuse (including drug or alcohol abuse or addiction) or mental illness (e.g., major depression). The potential for these risks should not, however, prevent the proper management of pain in any given patient. Patients at increased risk may be prescribed opioids such as Oxycodone Hydrochloride Oral Solution, but use in such patients necessitates intensive counseling about the risks and proper use of Oxycodone Hydrochloride Oral Solution along with frequent reevaluation for signs of addiction, abuse, and misuse. Consider prescribing naloxone for the emergency treatment of opioid overdose [see *Dosage and Administration* 2.2], *Warnings and Precautions* (5.3)].

Opioids are sought for nonmedical use and are subject to diversion from legitimate prescribed use. Consider these risks when prescribing or dispensing Oxycodone Hydrochloride Oral Solution. Strategies to reduce these risks include prescribing the drug in the smallest appropriate quantity and advising the patient on careful storage of the drug during the course of treatment and on the proper disposal of unused drug. Contact local state professional licensing board or state-controlled substances authority for information on how to prevent and detect abuse or diversion of this product.

### **5.3 Life-Threatening Respiratory Depression**

Serious, life-threatening, or fatal respiratory depression has been reported with the use of opioids, even when used as recommended. Respiratory depression, if not immediately recognized and treated, may lead to respiratory arrest and death. Management of respiratory depression may include close observation, supportive measures, and use of opioid antagonists, depending on the patient's clinical status [see *Overdosage* (10)]. Carbon dioxide (CO<sub>2</sub>) retention from opioid-induced respiratory depression can exacerbate the sedating effects of opioids.

While serious, life-threatening, or fatal respiratory depression can occur at any time during the use of Oxycodone Hydrochloride Oral Solution, the risk is greatest during the initiation of therapy or following a dosage increase.

To reduce the risk of respiratory depression, proper dosing and titration of Oxycodone Hydrochloride Oral Solution are essential [see *Dosage and Administration* (2)]. Overestimating the Oxycodone Hydrochloride Oral Solution dosage when converting patients from another opioid product can result in a fatal overdose with the first dose.

Accidental ingestion of even one dose of Oxycodone Hydrochloride Oral Solution, especially by children, can result in respiratory depression and death due to an overdose of oxycodone.

Educate patients and caregivers on how to recognize respiratory depression and emphasize the importance of calling 911 or getting emergency medical help right away in the event of a known or suspected overdose.

Opioids can cause sleep-related breathing disorders including central sleep apnea (CSA) and sleep-related hypoxemia. Opioid use increases the risk of CSA in a dose-dependent fashion. In patients who present with CSA, consider decreasing the opioid dosage using

best practices for opioid taper [see *Dosage and Administration (2.5)*].

#### Patient Access to Naloxone for the Emergency Treatment of Opioid Overdose

Discuss the availability of naloxone for the emergency treatment of opioid overdose with the patient and caregiver and assess the potential need for access to naloxone, both when initiating and renewing treatment with Oxycodone Hydrochloride Oral Solution. Inform patients and caregivers about the various ways to obtain naloxone as permitted by individual state naloxone dispensing and prescribing requirements or guidelines (e.g., by prescription, directly from a pharmacist, or as part of a community-based program). Educate patients and caregivers on how to recognize respiratory depression and emphasize the importance of calling 911 or getting emergency medical help, even if naloxone is administered.

Consider prescribing naloxone, based on the patient's risk factors for overdose, such as concomitant use of CNS depressants, a history of opioid use disorder, or prior opioid overdose. The presence of risk factors for overdose should not prevent the proper management of pain in any given patient. Also consider prescribing naloxone if the patient has household members (including children) or other close contacts at risk for accidental ingestion or overdose. If naloxone is prescribed, educate patients and caregivers on how to treat with naloxone. [see *Dosage and Administration (2.2)*, *Warnings and Precautions (5.2, 5.4)*, *Overdosage (10)*].

### **5.4 Risks from Concomitant Use with Benzodiazepines or Other CNS Depressants**

Profound sedation, respiratory depression, coma, and death may result from the concomitant use of Oxycodone Hydrochloride Oral Solution with benzodiazepines and/or other CNS depressants, including alcohol (e.g., non-benzodiazepine sedatives/hypnotics, anxiolytics, tranquilizers, muscle relaxants, general anesthetics, antipsychotics, other opioids). Because of these risks, reserve concomitant prescribing of these drugs for use in patients for whom alternative treatment options are inadequate.

Observational studies have demonstrated that concomitant use of opioid analgesics and benzodiazepines increases the risk of drug-related mortality compared to use of opioid analgesics alone. Because of similar pharmacological properties, it is reasonable to expect similar risk with the concomitant use of other CNS depressant drugs with opioid analgesics [see *Drug Interactions (7)*].

If the decision is made to prescribe a benzodiazepine or other CNS depressant concomitantly with an opioid analgesic, prescribe the lowest effective dosages and minimum durations of concomitant use. In patients already receiving an opioid analgesic, prescribe a lower initial dose of the benzodiazepine or other CNS depressant than indicated in the absence of an opioid, and titrate based on clinical response. If an opioid analgesic is initiated in a patient already taking a benzodiazepine or other CNS depressant, prescribe a lower initial dose of the opioid analgesic, and titrate based on clinical response. Inform patients and caregivers of this potential interaction and educate them on the signs and symptoms of respiratory depression (including sedation). If concomitant use is warranted, consider prescribing naloxone for the emergency treatment of opioid overdose [see *Dosage and Administration (2.2)*, *Warnings and Precautions (5.3)*, *Overdosage(10)*].

Advise both patients and caregivers about the risks of respiratory depression and

sedation when Oxycodone Hydrochloride Oral Solution is used with benzodiazepines or other CNS depressants (including alcohol and illicit drugs). Advise patients not to drive or operate heavy machinery until the effects of concomitant use of the benzodiazepine or other CNS depressant have been determined. Screen patients for risk of substance use disorders, including opioid abuse and misuse, and warn them of the risk for overdose and death associated with the use of additional CNS depressants including alcohol and illicit drugs [see *Drug Interactions* (7)]

## **5.5 Neonatal Opioid Withdrawal Syndrome**

Use of Oxycodone Hydrochloride Oral Solution for an extended period of time during pregnancy can result in withdrawal in the neonate. Neonatal opioid withdrawal syndrome, unlike opioid withdrawal syndrome in adults, may be life-threatening if not recognized and treated, and requires management according to protocols developed by neonatology experts. Observe newborns for signs of neonatal opioid withdrawal syndrome and manage accordingly. Advise pregnant women using opioids for an extended period of time of the risk of neonatal opioid withdrawal syndrome and ensure that appropriate treatment will be available [see *Use in Specific Populations* (8.1)].

## **5.6 Opioid Analgesic Risk Evaluation and Mitigation Strategy (REMS)**

To ensure that the benefits of opioid analgesics outweigh the risks of addiction, abuse, and misuse, the Food and Drug Administration (FDA) has required a Risk Evaluation and Mitigation Strategy (REMS) for these products. Under the requirements of the REMS, drug companies with approved opioid analgesic products must make REMS-compliant education programs available to healthcare providers. Prescribers are strongly encouraged to do all of the following:

- Complete a REMS-compliant education program offered by an accredited provider of continuing education (CE) or another education program that includes all the elements of the FDA Education Blueprint for Health Care Providers Involved in the Management or Support of Patients with Pain.
- Discuss the safe use, serious risks, and proper storage and disposal of opioid analgesics with patients and/or their caregivers every time these medicines are prescribed. The Patient Counseling Guide (PCG) can be obtained at this link: [www.fda.gov/OpioidAnalgesicREMSPCG](http://www.fda.gov/OpioidAnalgesicREMSPCG).
- Emphasize to patients and their caregivers the importance of reading the Medication Guide that they will receive from their pharmacist every time an opioid analgesic is dispensed to them.
- Consider using other tools to improve patient, household, and community safety, such as patient-prescriber agreements that reinforce patient-prescriber responsibilities.

To obtain further information on the opioid analgesic REMS and for a list of accredited REMS CME/CE, call 1-800-503-0784, or log on to [www.opioidanalgesicremms.com](http://www.opioidanalgesicremms.com). The FDA Blueprint can be found at [www.fda.gov/OpioidAnalgesicREMSBlueprint](http://www.fda.gov/OpioidAnalgesicREMSBlueprint).

## **5.7 Risks of Concomitant Use or Discontinuation of Cytochrome P450 3A4**

## **Inhibitors and Inducers**

Concomitant use of Oxycodone Hydrochloride Oral Solution with a CYP3A4 inhibitor, such as macrolide antibiotics (e.g., erythromycin), azole-antifungal agents (e.g., ketoconazole), and protease inhibitors (e.g., ritonavir), may increase plasma concentrations of oxycodone and prolong opioid adverse reactions, which may cause potentially fatal respiratory depression [see Warnings and Precautions (5.3)], particularly when an inhibitor is added after a stable dose of Oxycodone Hydrochloride Oral Solution is achieved. Similarly, discontinuation of a CYP3A4 inducer, such as rifampin, carbamazepine, and phenytoin, in Oxycodone Hydrochloride Oral Solution treated patients may increase oxycodone plasma concentrations and prolong opioid adverse reactions. When using Oxycodone Hydrochloride Oral Solution with CYP3A4 inhibitors or discontinuing CYP3A4 inducers in Oxycodone Hydrochloride Oral Solution treated patients, evaluate patients at frequent intervals and consider dosage reduction of Oxycodone Hydrochloride Oral Solution until stable drug effects are achieved [see *Dosage and Administration (2.1)*, *Drug Interactions (7)*].

Concomitant use of Oxycodone Hydrochloride Oral Solution with CYP3A4 inducers or discontinuation of a CYP3A4 inhibitor could decrease oxycodone plasma concentrations, decrease opioid efficacy or, possibly, lead to a withdrawal syndrome in a patient who had developed physical dependence to oxycodone. When using Oxycodone Hydrochloride Oral Solution with CYP3A4 inducers or discontinuing CYP3A4 inhibitors, evaluate patients at frequent intervals and consider increasing the opioid dosage if needed to maintain adequate analgesia or if symptoms of opioid withdrawal occur [see *Dosage and Administration (2.1)*, *Drug Interactions (7)*].

## **5.8 Opioid-Induced Hyperalgesia and Allodynia**

Opioid-Induced Hyperalgesia (OIH) occurs when an opioid analgesic paradoxically causes an increase in pain, or an increase in sensitivity to pain. This condition differs from tolerance, which is the need for increasing doses of opioids to maintain a defined effect [see *Dependence (9.3)*]. Symptoms of OIH include (but may not be limited to) increased levels of pain upon opioid dosage increase, decreased levels of pain upon opioid dosage decrease, or pain from ordinarily non-painful stimuli (allodynia). These symptoms may suggest OIH only if there is no evidence of underlying disease progression, opioid tolerance, opioid withdrawal, or addictive behavior.

Cases of OIH have been reported, both with short-term and longer-term use of opioid analgesics. Though the mechanism of OIH is not fully understood, multiple biochemical pathways have been implicated. Medical literature suggests a strong biologic plausibility between opioid analgesics and OIH and allodynia. If a patient is suspected to be experiencing OIH, carefully consider appropriately decreasing the dose of the current opioid analgesic or opioid rotation (safely switching the patient to a different opioid moiety) [see *Dosage and Administration (2.5)*, *Warnings and Precautions (5.15)*].

## **5.9 Life-Threatening Respiratory Depression in Patients with Chronic Pulmonary Disease or in Elderly, Cachectic, or Debilitated Patients**

The use of Oxycodone Hydrochloride Oral Solution in patients with acute or severe bronchial asthma in an unmonitored setting or in the absence of resuscitative equipment is contraindicated.

Patients with Chronic Pulmonary Disease: Oxycodone Hydrochloride Oral Solution treated patients with significant chronic obstructive pulmonary disease or cor pulmonale, and those with a substantially decreased respiratory reserve, hypoxia, hypercapnia, or pre-existing respiratory depression are at increased risk of decreased respiratory drive including apnea, even at recommended dosages of Oxycodone Hydrochloride Oral Solution [see *Warnings and Precautions* (5.3)].

Elderly, Cachectic, or Debilitated Patients: Life-threatening respiratory depression is more likely to occur in elderly, cachectic, or debilitated patients because they may have altered pharmacokinetics or altered clearance compared to younger, healthier patients [see *Warnings and Precautions* (5.3)].

Regularly evaluate patients, particularly when initiating and titrating Oxycodone Hydrochloride Oral Solution and when Oxycodone Hydrochloride Oral Solution is given concomitantly with other drugs that depress respiration [see *Warnings and Precautions* (5.3,5.4), *Drug Interactions* (7)]. Alternatively, consider the use of non-opioid analgesics in these patients.

### **5.10 Adrenal Insufficiency**

Cases of adrenal insufficiency have been reported with opioid use, more often following greater than one month of use. Presentation of adrenal insufficiency may include non-specific symptoms and signs including nausea, vomiting, anorexia, fatigue, weakness, dizziness, and low blood pressure. If adrenal insufficiency is suspected, confirm the diagnosis with diagnostic testing as soon as possible. If adrenal insufficiency is diagnosed, treat with physiologic replacement doses of corticosteroids. Wean the patient off of the opioid to allow adrenal function to recover and continue corticosteroid treatment until adrenal function recovers.

Other opioids may be tried as some cases reported use of a different opioid without recurrence of adrenal insufficiency. The information available does not identify any particular opioids as being more likely to be associated with adrenal insufficiency.

### **5.11 Severe Hypotension**

Oxycodone Hydrochloride Oral Solution may cause severe hypotension including orthostatic hypotension and syncope in ambulatory patients. There is increased risk in patients whose ability to maintain blood pressure has already been compromised by a reduced blood volume or concurrent administration of certain CNS depressant drugs (e.g. phenothiazines or general anesthetics) [see *Drug Interactions* (7)]. Regularly evaluate these patients for signs of hypotension after initiating or titrating the dosage of Oxycodone Hydrochloride Oral Solution. In patients with circulatory shock, Oxycodone Hydrochloride Oral Solution may cause vasodilation that can further reduce cardiac output and blood pressure. Avoid the use of Oxycodone Hydrochloride Oral Solution in patients with circulatory shock.

### **5.12 Risks of Use in Patients with Increased Intracranial Pressure, Brain Tumors, Head Injury, or Impaired Consciousness**

In patients who may be susceptible to the intracranial effects of CO<sub>2</sub> retention (e.g., those with evidence of increased intracranial pressure or brain tumors), Oxycodone

Hydrochloride Oral Solution may reduce respiratory drive, and the resultant CO<sub>2</sub> retention can further increase intracranial pressure. Monitor such patients for signs of sedation and respiratory depression, particularly when initiating therapy with Oxycodone Hydrochloride Oral Solution.

Opioids may also obscure the clinical course in a patient with a head injury. Avoid the use of Oxycodone Hydrochloride Oral Solution in patients with impaired consciousness or coma.

### **5.13 Risks of Use in Patients with Gastrointestinal Conditions**

Oxycodone Hydrochloride Oral Solution is contraindicated in patients with known or suspected gastrointestinal obstruction, including paralytic ileus.

The oxycodone in Oxycodone Hydrochloride Oral Solution may cause spasm of the sphincter of Oddi. Opioids may cause increases in serum amylase. Monitor patients with biliary tract disease, including acute pancreatitis for worsening symptoms.

### **5.14 Increased Risk of Seizures in Patients with Seizure Disorders**

The oxycodone in Oxycodone Hydrochloride Oral Solution may increase the frequency of seizures in patients with seizure disorders and may increase the risk of seizures occurring in other clinical settings associated with seizures. Regularly evaluate patients with a history of seizure disorders for worsened seizure control during Oxycodone Hydrochloride Oral Solution therapy.

### **5.15 Withdrawal**

Do not abruptly discontinue Oxycodone Hydrochloride Oral Solution in a patient physically dependent on opioids. When discontinuing Oxycodone Hydrochloride Oral Solution in a physically dependent patient, gradually taper the dosage. Rapid tapering of oxycodone in a patient physically dependent on opioids may lead to a withdrawal syndrome and return of pain [*see Dosage and Administration (2.5), Drug Abuse And Dependence (9.3)*].

Additionally, avoid the use of mixed agonist/antagonist (e.g., pentazocine, nalbuphine, and butorphanol) analgesics in patients who are receiving full opioid agonist analgesic, including Oxycodone Hydrochloride Oral Solution. In these patients, mixed agonist/antagonist and partial agonist analgesics may reduce the analgesic effect and/or precipitate withdrawal symptoms[*see Drug Interactions (7)*].

### **5.16 Risks of Driving and Operating Machinery**

Oxycodone Hydrochloride Oral Solution may impair the mental or physical abilities needed to perform potentially hazardous activities such as driving a car or operating machinery. Warn patients not to drive or operate dangerous machinery unless they are tolerant to the effects of Oxycodone Hydrochloride Oral Solution and know how they will react to the medication.

## **6 ADVERSE REACTIONS**



The following serious adverse reactions are described, or described in greater detail, in other sections:

- Addiction, Abuse, and Misuse *[see Warnings and Precautions (5.2)]*
- Life-Threatening Respiratory Depression *[see Warnings and Precautions (5.3)]*
- Interactions with Benzodiazepines or Other CNS Depressants *[see Warnings and Precautions (5.4)]*
- Neonatal Opioid Withdrawal Syndrome *[see Warnings and Precautions (5.5)]*
- Opioid-Induced Hyperalgesia and Allodynia *[see Warnings and Precautions (5.8)]*
- Adrenal Insufficiency *[see Warnings and Precautions (5.10)]*
- Severe Hypotension *[see Warnings and Precautions (5.11)]*
- Gastrointestinal Adverse Reactions *[see Warnings and Precautions (5.13)]*
- Seizures *[see Warnings and Precautions (5.14)]*
- Withdrawal *[see Warnings and Precautions (5.15)]*

The following adverse reactions associated with the use of oxycodone were identified in clinical studies or postmarketing reports. Because some of these reactions were reported voluntarily from a population of uncertain size, it is not always possible to reliably estimate their frequency or establish a causal relationship to drug exposure.

Serious adverse reactions associated with oxycodone use included: respiratory depression, respiratory arrest, circulatory depression, cardiac arrest, hypotension, and/or shock.

The common adverse reactions seen on initiation of therapy with oxycodone are dose-related and are typical opioid-related adverse reactions. The most frequent adverse events include nausea, constipation, vomiting, headache, and pruritus. The frequency of these reactions depended on several factors, including clinical setting, the patient's level of opioid tolerance, and host factors specific to the individual.

In all patients for whom dosing information was available (n = 191) from the open-label and double-blind studies involving another formulation of immediate-release oxycodone, the following adverse events were recorded in oxycodone treated patients with an incidence  $\geq 3\%$ . In descending order of frequency, they were: nausea, constipation, vomiting, headache, pruritus, insomnia, dizziness, asthenia, and somnolence.

The other less frequently observed adverse reactions from opioid analgesics, including Oxycodone Hydrochloride Oral Solution included:

Body as a Whole: abdominal pain, accidental injury, allergic reaction, back pain, chills and fever, fever, flu syndrome, infection, neck pain, pain, photosensitivity reaction, and sepsis.

Cardiovascular: deep thrombophlebitis, heart failure, hemorrhage, hypotension, migraine, palpitation, and tachycardia.

Digestive: anorexia, diarrhea, dyspepsia, dysphagia, gingivitis, glossitis, and nausea and vomiting.

Hemic and Lymphatic: anemia and leukopenia.

Metabolic and Nutritional: edema, gout, hyperglycemia, iron deficiency anemia and peripheral edema.

Musculoskeletal: arthralgia, arthritis, bone pain, myalgia and pathological fracture.

Nervous: agitation, anxiety, confusion, dry mouth, hypertonia, hypesthesia,

nervousness, neuralgia, personality disorder, tremor, and vasodilation.

Respiratory: bronchitis, cough increased, dyspnea, epistaxis, laryngismus, lung disorder, pharyngitis, rhinitis, and sinusitis.

Skin and Appendages: herpes simplex, rash, sweating, and urticaria.

Special Senses: amblyopia.

Urogenital: urinary tract infection

Serotonin syndrome: Cases of serotonin syndrome, a potentially life-threatening condition, have been reported during concomitant use of opioids with serotonergic drugs.

Adrenal insufficiency: Cases of adrenal insufficiency have been reported with opioid use, more often following greater than one month of use.

Anaphylaxis: Anaphylaxis has been reported with ingredients contained in Oxycodone Hydrochloride Oral Solution.

Androgen deficiency: Cases of androgen deficiency have occurred with chronic use of opioids for an extended period of time [see *Clinical Pharmacology* (12.2)].

Hyperalgesia and Allodynia: Cases of hyperalgesia and allodynia have been reported with opioid therapy of any duration [see *Warnings and Precautions* (5.8)].

Hypoglycemia: Cases of hypoglycemia have been reported in patients taking opioids. Most reports were in patients with at least one predisposing risk factor (e.g., diabetes).

## 7 DRUG INTERACTIONS

Table 1 includes clinically significant drug interactions with Oxycodone Hydrochloride Oral Solution.

**Table 1: Clinically Significant Drug Interactions with Oxycodone Hydrochloride Oral Solution**

<b>Inhibitors of CYP3A4 and CYP2D6</b>	
<i>Clinical Impact:</i>	<p>The concomitant use of Oxycodone Hydrochloride Oral Solution and CYP3A4 inhibitors can increase the plasma concentration of oxycodone, resulting in increased or prolonged opioid effects. These effects could be more pronounced with concomitant use of Oxycodone Hydrochloride Oral Solution and CYP2D6 and CYP3A4 inhibitors, particularly when an inhibitor is added after a stable dose of Oxycodone Hydrochloride Oral Solution is achieved [see <i>Warnings and Precautions</i> (5.7)].</p> <p>After stopping a CYP3A4 inhibitor, as the effects of the inhibitor decline, the oxycodone plasma concentration will decrease [see <i>Clinical Pharmacology</i> (12.3)], resulting in decreased opioid efficacy or a withdrawal syndrome in patients who had developed physical dependence to oxycodone.</p>
<i>Intervention:</i>	<p>If concomitant use is necessary, consider dosage reduction of Oxycodone Hydrochloride Oral Solution until stable drug effects are achieved</p> <p>Evaluate patients at frequent intervals for respiratory depression and sedation.</p>

	If a CYP3A4 inhibitor is discontinued, consider increasing the Oxycodone Hydrochloride Oral Solution dosage until stable drug effects are achieved [see <i>Dosage and Administration</i> (2.3)]. Evaluate for signs of opioid withdrawal.
<b>Examples</b>	Macrolide antibiotics (e.g., erythromycin), azole-antifungal agents (e.g. ketoconazole), protease inhibitors (e.g., ritonavir)

### **CYP3A4 Inducers**

<b>Clinical Impact:</b>	<p>The concomitant use of Oxycodone Hydrochloride Oral Solution and CYP3A4 inducers can decrease the plasma concentration of oxycodone [see <i>Clinical Pharmacology</i> (12.3)], resulting in decreased efficacy or onset of a withdrawal syndrome in patients who have developed physical dependence to oxycodone [see <i>Warnings and Precautions</i> (5.15)].</p> <p>After stopping a CYP3A4 inducer, as the effects of the inducer decline, the oxycodone plasma concentration will increase [see <i>Clinical Pharmacology</i> (12.3)], which could increase or prolong both the therapeutic effects and adverse reactions, and may cause serious respiratory depression.</p>
<b>Intervention:</b>	If concomitant use is necessary, consider increasing the Oxycodone Hydrochloride Oral Solution dosage until stable drug effects are achieved. Evaluate patients for signs of opioid withdrawal. If a CYP3A4 inducer is discontinued, consider Oxycodone Hydrochloride Oral Solution dosage reduction and evaluate patients for signs of respiratory depression and sedation.
<b>Examples</b>	Rifampin, carbamazepine, phenytoin

### **Benzodiazepines and other Central Nervous System (CNS) Depressants**

<b>Clinical Impact:</b>	Due to additive pharmacologic effect, the concomitant use of benzodiazepines or other CNS depressants including alcohol, increases the risk of respiratory depression, profound sedation, coma, and death.
<b>Intervention:</b>	Reserve concomitant prescribing of these drugs for use in patients for whom alternative treatment options are inadequate. Limit dosages and durations to the minimum required. Inform patients and caregivers of this potential interaction and educate them on signs and closely for signs of respiratory depression (including sedation). If concomitant use is warranted, consider prescribing naloxone for the emergency treatment of opioid overdose [see <i>Dosage and Administration</i> (2.2), <i>Warnings and Precautions</i> (5.2, 5.3, 5.4)].
<b>Examples:</b>	Benzodiazepines and other sedatives/hypnotics, anxiolytics, tranquilizers, muscle relaxants, general anesthetics, antipsychotics, other opioids, alcohol.

### **Serotonergic Drugs**

<b>Clinical Impact:</b>	The concomitant use of opioids with other drugs that affect the serotonergic neurotransmitter system has resulted in serotonin syndrome.
-------------------------	--

<i>Intervention:</i>	If concomitant use is warranted, frequently evaluate the patient, particularly during treatment initiation and dose adjustment. Discontinue Oxycodone Hydrochloride Oral Solution if serotonin syndrome is suspected.
<i>Examples:</i>	Selective serotonin reuptake inhibitors (SSRIs), serotonin and norepinephrine reuptake inhibitors (SNRIs), tricyclic antidepressants (TCAs), triptans, 5-HT <sub>3</sub> receptor antagonists, drugs that affect the serotonin neurotransmitter system (e.g., mirtazapine, trazodone, tramadol), certain muscle relaxants (i.e., cyclobenzaprine, metaxalone), monoamine oxidase (MAO) inhibitors (those intended to treat psychiatric disorders and also others, such as linezolid and intravenous methylene blue).

### **Monoamine Oxidase Inhibitors (MAOIs)**

<i>Clinical Impact:</i>	MAOI interactions with opioids may manifest as serotonin syndrome or opioid toxicity (e.g., respiratory depression, coma) [see <i>Warnings and Precautions</i> (5.3)].
<i>Intervention:</i>	The use of Oxycodone Hydrochloride Oral Solution is not recommended for patients taking MAOIs or within 14 days of stopping such treatment. If urgent use of an opioid is necessary, use test doses and frequent titration of small doses to treat pain while closely monitoring blood pressure and signs and symptoms of CNS and respiratory depression.
<i>Examples:</i>	phenelzine, tranylcypromine, linezolid

### **Mixed Agonist/Antagonist and Partial Agonist Opioid Analgesics**

<i>Clinical Impact:</i>	May reduce the analgesic effect of Oxycodone Hydrochloride Oral Solution and/or precipitate withdrawal symptoms.
<i>Intervention:</i>	Avoid concomitant use.
<i>Examples:</i>	butorphanol, nalbuphine, pentazocine, buprenorphine

### **Muscle Relaxants**

<i>Clinical Impact:</i>	Oxycodone may enhance the neuromuscular blocking action of skeletal muscle relaxants and produce an increased degree of respiratory depression.
<i>Intervention:</i>	Because of respiratory depression that may be greater than otherwise expected, decrease the dosage of Oxycodone Hydrochloride Oral Solution and/or the muscle relaxant as necessary. Due to the risk of respiratory depression with concomitant use of skeletal muscle relaxants and opioids, consider prescribing naloxone for the emergency treatment of opioid overdose [see <i>Dosage and Administration</i> (2.2), <i>Warnings and Precautions</i> (5.3, 5.4)].

### **Diuretics**

<i>Clinical Impact:</i>	Opioids can reduce the efficacy of diuretics by inducing the release of antidiuretic hormone.
<i>Intervention:</i>	Monitor patients for signs of diminished diuresis and/or effects on blood

	pressure and increase the dosage of the diuretic as needed.
<b>Anticholinergic Drugs</b>	
<i>Clinical Impact:</i>	The concomitant use of anticholinergic drugs may increase risk of urinary retention and/or severe constipation, which may lead to paralytic ileus.
<i>Intervention:</i>	Evaluate patients for signs of urinary retention or reduced gastric motility when Oxycodone Hydrochloride Oral Solution is used concomitantly with anticholinergic drugs.

## 8 USE IN SPECIFIC POPULATIONS

### 8.1 Pregnancy

#### Risk Summary

Prolonged use of opioid analgesics during pregnancy may cause neonatal opioid withdrawal syndrome [see *Warnings and Precautions* ( 5.5) ]. Available data with Oxycodone Hydrochloride Oral Solution are insufficient to inform a drug-associated risk for major birth defects and miscarriage.

Animal reproduction studies with oral administrations of oxycodone hydrochloride in rats and rabbits during the period of organogenesis at doses 2.6 and 8.1 times, respectively, the human dose of 60 mg/day did not reveal evidence of teratogenicity or embryo-fetal toxicity. In several published studies, treatment of pregnant rats with oxycodone at clinically relevant doses and below, resulted in neurobehavioral effects in offspring [see *Data*]. Based on animal data, advise pregnant women of the potential risk to a fetus.

The background risk of major birth defects and miscarriage for the indicated population is unknown. All pregnancies have a background risk of birth defect, loss, or other adverse outcomes. In the U.S. general population, the estimated background risk of major birth defects and miscarriage in clinically recognized pregnancies is 2-4% and 15-20%, respectively.

#### Clinical Considerations

##### *Fetal/Neonatal Adverse Reactions*

Prolonged use of opioid analgesics during pregnancy for medical or nonmedical purposes can result in physical dependence in the neonate and neonatal opioid withdrawal syndrome shortly after birth.

Neonatal opioid withdrawal syndrome presents as irritability, hyperactivity and abnormal sleep pattern, high pitched cry, tremor, vomiting, diarrhea, and failure to gain weight. The onset, duration, and severity of neonatal opioid withdrawal syndrome vary based on the specific opioid used, duration of use, timing and amount of last maternal use, and rate of elimination of the drug by the newborn. Observe newborns for symptoms of neonatal opioid withdrawal syndrome and manage accordingly [see *Warnings and Precautions* ( 5.5) ].

##### *Labor or Delivery*

Opioids cross the placenta and may produce respiratory depression and psychophysiological effects in neonates. An opioid antagonist, such as naloxone, must be available for reversal of opioid-induced respiratory depression in the neonate. Oxycodone Hydrochloride Oral Solution is not recommended for use in pregnant women during or immediately prior to labor, when other analgesic techniques are more appropriate. Opioid analgesics, including Oxycodone Hydrochloride Oral Solution, can prolong labor through actions which temporarily reduce the strength, duration, and frequency of uterine contractions. However, this effect is not consistent and may be offset by an increased rate of cervical dilation, which tends to shorten labor. Monitor neonates exposed to opioid analgesics during labor for signs of excess sedation and respiratory depression.

## Data

### *Animal Data*

In embryo-fetal development studies in rats and rabbits, pregnant animals received oral doses of oxycodone hydrochloride administered during the period of organogenesis up to 16 mg/kg/day and up to 25 mg/kg/day, respectively. These studies revealed no evidence of teratogenicity or embryo-fetal toxicity due to oxycodone. The highest doses tested in rats and rabbits were equivalent to approximately 2.6 and 8.1 times an adult human dose of 60 mg/day, respectively, on a  $\text{mg}/\text{m}^2$  basis. In published studies, offspring of pregnant rats administered oxycodone during gestation have been reported to exhibit neurobehavioral effects including altered stress responses, increased anxiety-like behavior (2 mg/kg/day IV from Gestation Day 8 to 21 and Postnatal Day 1, 3, and 5; 0.3-times an adult human dose of 60 mg/day, on a  $\text{mg}/\text{m}^2$  basis) and altered learning and memory (15 mg/kg/day orally from breeding through parturition; 2.4 times an adult human dose of 60 mg/day, on a  $\text{mg}/\text{m}^2$  basis).

## **8.2 Lactation**

### *Risk Summary*

Available data from lactation studies indicate that oxycodone is present in breastmilk and that doses of less than 60 mg/day of the immediate-release formulation are unlikely to result in clinically relevant exposures in breastfed infants. A pharmacokinetics study utilizing opportunistic sampling of 76 lactating women receiving oxycodone immediate release products for postpartum pain management showed that oxycodone concentrates in breastmilk with an average milk to plasma ratio of 3.2. The relative infant dose was low, approximately 1.3% of a weight-adjusted maternal dose (see Data). In the same study, among the 70 infants exposed to oxycodone in breastmilk, no adverse events were attributed to oxycodone. However, based on known adverse effects in adults, infants should be monitored for signs of excess sedation and respiratory depression (see Clinical Considerations). There are no data on the effects of the oxycodone on milk production.

The developmental and health benefits of breastfeeding should be considered along with the mother's clinical need for Oxycodone Hydrochloride Oral Solution and any potential adverse effects on the breastfed infant from Oxycodone Hydrochloride Oral Solution or from the underlying maternal condition.

### *Clinical Considerations*

Monitor infants exposed to Oxycodone Hydrochloride Oral Solution through breast milk for excess sedation and respiratory depression. Withdrawal symptoms can occur in

breastfed infants when maternal administration of an opioid analgesic is stopped, or when breastfeeding is stopped.

#### Data

Oxycodone concentration data from 76 lactating women receiving immediate-release oxycodone products for postpartum pain management, and 28 infants exposed to oxycodone in breastmilk showed that following a median (range) dose of oxycodone in mothers of 9.2 (5-10) mg/dose or 33.0 (5.4-59.3) mg/day, oxycodone concentrated in breastmilk with a median(range) milk to plasma ratio of 3.2 (1.2-5.3). However, when using maternal breastmilk data to estimate the daily and relative infant dose, the infant dose was 0.006 mg/kg/day, which is 1.3% of a weight-adjusted maternal dose of 10 mg every 6 hours. These estimates based on maternal breastmilk concentrations were corroborated by the observed infant concentrations, of which over 75% (19/25) were below the limit of quantification. Among the 6 infants with quantifiable concentration, the median (range) concentration was 0.2 ng/mL (0.1-0.7).

These concentrations are 100 to 1000 times lower than concentrations observed in other studies after infants received oxycodone at mg/kg/dose (~20-200 ng/mL).

### 8.3 Females and Males of Reproductive Potential

#### *Infertility*

Use of opioids for an extended period of time may cause reduced fertility in females and males of reproductive potential. It is not known whether these effects on fertility are reversible [see *Adverse Reactions (6)*, *Clinical Pharmacology (12.2)*].

### 8.4 Pediatric Use

The safety and effectiveness of Oxycodone Hydrochloride Oral Solution have not been established in pediatric patients.

The safety and pharmacokinetics of a single-dose of Oxycodone Hydrochloride Oral Solution were evaluated in an open-label clinical trial in 89 pediatric patients 2 years to less than 17 years of age with postoperative pain. However, definitive conclusions were not possible because of insufficient information.

### 8.5 Geriatric Use

Elderly patients (aged 65 years or older) may have increased sensitivity to oxycodone. In general, use caution when selecting a dose for an elderly patient, usually starting at the low end of the dosing range, reflecting the greater frequency of decreased hepatic, renal, or cardiac function and of concomitant disease or other drug therapy.

Respiratory depression is the chief risk for elderly patients treated with opioids, and has occurred after large initial doses were administered to patients who were not opioid-tolerant or when opioids were co-administered with other agents that depress respiration. Titrate the dosage of Oxycodone Hydrochloride Oral Solution slowly in geriatric patients and frequently reevaluate the patient closely for signs of central nervous system and respiratory depression [see *Warnings and Precautions (5.9)*].

Oxycodone is known to be substantially excreted by the kidney, and the risk of adverse reactions to this drug may be greater in patients with impaired renal function. Because elderly patients are more likely to have decreased renal function, care should be taken in

dose selection, and it may be useful to regularly evaluate renal function.

## **8.6 Hepatic Impairment**

Since oxycodone is extensively metabolized in the liver, its clearance may decrease in patients with hepatic impairment. Initiate therapy in these patients with a lower than usual dosage of Oxycodone Hydrochloride Oral Solution and titrate carefully. Monitor closely for adverse events such as respiratory depression, sedation, and hypotension [see *Clinical Pharmacology* (12.3)].

## **8.7 Renal Impairment**

Information from oxycodone tablets indicate that patients with renal impairment had higher plasma concentrations of oxycodone than subjects with normal renal function. Initiate therapy with a lower than usual dosage of Oxycodone Hydrochloride Oral Solution and titrate carefully. Regularly evaluate for adverse events such as respiratory depression, sedation, and hypotension [see *Clinical Pharmacology* (12.3)].

# **9 DRUG ABUSE AND DEPENDENCE**

## **9.1 Controlled Substance**

Oxycodone Hydrochloride Oral Solution contains oxycodone, a Schedule II controlled substance.

## **9.2 Abuse**

Oxycodone Hydrochloride Oral Solution contains oxycodone, a substance with a high potential for misuse and abuse, which can lead to the development of substance use disorder, including addiction [see *Warnings and Precautions* (5.2)].

Misuse is the intentional use, for therapeutic purposes, of a drug by an individual in a way other than prescribed by a healthcare provider or for whom it was not prescribed. Abuse is the intentional, non-therapeutic use of a drug, even once, for its desirable psychological or physiological effects.

Drug addiction is a cluster of behavioral, cognitive, and physiological phenomena that may include a strong desire to take the drug, difficulties in controlling drug use (e.g., continuing drug use despite harmful consequences, giving a higher priority to drug use than other activities and obligations), and possible tolerance or physical dependence. Misuse and abuse of Oxycodone Hydrochloride Oral Solution increases risk of overdose, which may lead to central nervous system and respiratory depression, hypotension, seizures, and death. The risk is increased with concurrent abuse of Oxycodone Hydrochloride Oral Solution with alcohol and/or other CNS depressants. Abuse of and addiction to opioids in some individuals may not be accompanied by concurrent tolerance and symptoms of physical dependence. In addition, abuse of opioids can occur in the absence of addiction.

All patients treated with opioids require careful and frequent reevaluation for signs of misuse, abuse, and addiction, because use of opioid analgesic products carries the risk of addiction even under appropriate medical use. Patients at high risk of Oxycodone



Hydrochloride Oral Solution abuse include those with a history of prolonged use any opioid, including products containing oxycodone, those with a history of drug or alcohol abuse, or those who use Oxycodone Hydrochloride Oral Solution in combination with other abused drugs.

“Drug-seeking” behavior is very common in persons with substance use disorders, Drug-seeking tactics include emergency calls or visits near the end of office hours, refusal to undergo appropriate examination, testing, or referral, repeated “loss” of prescriptions, tampering with prescriptions, and reluctance to provide prior medical records or contact information for other treating healthcare provider(s). “Doctor shopping” (visiting multiple prescribers to obtain additional prescriptions) is common among people who abuse drugs and people with substance use disorder. Preoccupation with achieving adequate pain relief can be appropriate behavior in a patient with inadequate pain control.

Oxycodone Hydrochloride Oral Solution, like other opioids, can be diverted for nonmedical use into illicit channels of distribution. Careful record keeping of prescribing information, including quantity, frequency, and renewal requests, as required by state and federal law, is strongly advised.

Proper assessment of the patient, proper prescribing practices, periodic reevaluation of therapy, and proper dispensing and storage are appropriate measures that help to limit abuse of opioid drugs.

#### *Risks Specific to Abuse of Oxycodone Hydrochloride Oral Solution*

Abuse of Oxycodone Hydrochloride Oral Solution poses a risk of overdose and death. This risk is increased with concurrent use of Oxycodone Hydrochloride Oral Solution with alcohol and/or other CNS depressants.

Oxycodone Hydrochloride Oral Solution is approved for oral use only.

Parenteral drug abuse is commonly associated with transmission of infectious diseases such as hepatitis and HIV.

### **9.3 Dependence**

Both tolerance and physical dependence can develop during use of opioid therapy. Tolerance is a physiological state characterized by a reduced response to a drug after repeated administration (i.e., a higher dose of a drug is required to produce the same effect that was once obtained at a lower dose).

Physical dependence is a state that develops as a result of a physiological adaptation in response to repeated drug use, manifested by withdrawal signs and symptoms after abrupt discontinuation or a significant dose reduction of a drug.

Withdrawal may be precipitated through the administration of drugs with opioid antagonist activity (e.g., naloxone), mixed agonist/antagonist analgesics (e.g., pentazocine, butorphanol, nalbuphine), or partial agonists (e.g., buprenorphine). Physical dependence may not occur to a clinically significant degree until after several days to weeks of continued use.

Do not abruptly discontinue Oxycodone Hydrochloride Oral Solution in a patient physically dependent on opioids. Rapid tapering of Oxycodone Hydrochloride Oral Solution in a patient physically dependent on opioids may lead to serious withdrawal symptoms, uncontrolled pain, and suicide. Rapid discontinuation has also been associated with attempts to find other sources of opioid analgesics, which may be confused with drug-seeking or abuse.

When discontinuing Oxycodone Hydrochloride Oral Solution, gradually taper the dosage

using a patient-specific plan that considers the following: the dose of Oxycodone Hydrochloride Oral Solution the patient has been taking, the duration of treatment, and the physical and psychological attributes of the patient. To improve the likelihood of a successful taper and minimize withdrawal symptoms, it is important that the opioid tapering schedule is agreed upon by the patient. In patients taking opioids for an extended period of time at high doses, ensure that a multimodal approach to pain management, including mental health support (if needed), is in place prior to initiating an opioid analgesic taper [see *Dosage and Administration* (2.5), *Warnings and Precautions* (5.15)].

Infants born to mothers physically dependent on opioids will also be physically dependent and may exhibit respiratory difficulties and withdrawal signs [see *Use in Specific Populations* (8.1)].

## 10 OVERDOSAGE

### *Clinical Presentation*

Acute overdose with Oxycodone can be manifested by respiratory depression, somnolence progressing to stupor or coma, skeletal muscle flaccidity, cold and clammy skin, constricted pupils, and, in some cases, pulmonary edema, bradycardia, hypotension, hypoglycemia, partial or complete airway obstruction, atypical snoring, and death. Marked mydriasis rather than miosis may be seen with hypoxia in overdose situations [see *Clinical Pharmacology* (12.2)].

### *Treatment of Overdose*

In case of overdose, priorities are the reestablishment of a patent and protected airway and institution of assisted or controlled ventilation, if needed. Employ other supportive measures (including oxygen and vasopressors) in the management of circulatory shock and pulmonary edema as indicated. Cardiac arrest or arrhythmias will require advanced life-support measures.

Opioid antagonists, such as naloxone, are specific antidotes to respiratory depression resulting from opioid overdose. For clinically significant respiratory or circulatory depression secondary to opioid overdose, administer an opioid antagonist.

Because the duration of opioid reversal is expected to be less than the duration of action of oxycodone in Oxycodone Hydrochloride Oral Solution, carefully monitor the patient until spontaneous respiration is reliably re-established. If the response to an opioid antagonist is suboptimal or only brief in nature, administer antagonist as directed by the product's prescribing information.

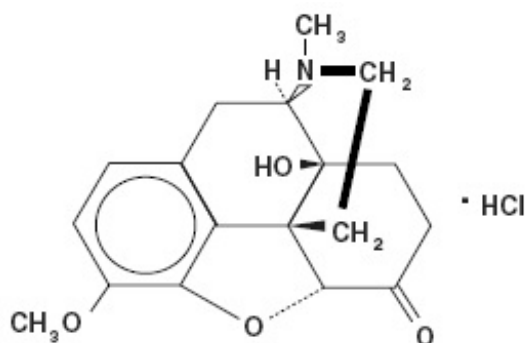
In an individual physically dependent on opioids, administration of the recommended usual dosage of the antagonist will precipitate an acute withdrawal syndrome. The severity of the withdrawal symptoms experienced will depend on the degree of physical dependence and the dose of the antagonist administered. If a decision is made to treat serious respiratory depression in the physically dependent patient, administration of the antagonist should be initiated with care and by titration with smaller than usual doses of the antagonist.

## 11 DESCRIPTION

Oxycodone Hydrochloride Oral Solution is an opioid-agonist, available as solution in 5

mg/5 mL (1 mg/mL) strength for oral administration.

Chemically, oxycodone hydrochloride is 4, 5 $\alpha$ -epoxy-14-hydroxy-3-methoxy-17-methylmorphinan-6-one hydrochloride and it has the following structural formula:



**C<sub>18</sub>H<sub>21</sub>NO<sub>4</sub>•HCl**

**MW 351.82**

Oxycodone hydrochloride, USP is a white to off-white fine crystalline powder derived from the opium alkaloid, thebaine. Oxycodone hydrochloride dissolves in water (1 g in 6 to 7 mL) and is considered slightly soluble in alcohol (octanol water partition coefficient is 0.7).

Oxycodone Hydrochloride Oral Solution USP, 5 mg per 5 mL contains equivalent of 4.5 mg of oxycodone free base per 5 mL and contains the following inactive ingredients: sorbitol solution, saccharin sodium, anhydrous citric acid, sodium citrate dihydrate, sodium benzoate, FD&C red #40, mixed berry flavor, and purified water.

## **12 CLINICAL PHARMACOLOGY**

### **12.1 Mechanism of Action**

Oxycodone is a full opioid agonist and is relatively selective for the mu-opioid receptor, although it can bind to other opioid receptors at higher doses. The principal therapeutic action of oxycodone is analgesia. Like all full opioid agonists, there is no ceiling effect for analgesia with oxycodone. Clinically, dosage is titrated to provide adequate analgesia and may be limited by adverse reactions, including respiratory and CNS depression. The precise mechanism of the analgesic action is unknown. However, specific CNS opioid receptors for endogenous compounds with opioid-like activity have been identified throughout the brain and spinal cord and are thought to play a role in the analgesic effects of this drug.

### **12.2 Pharmacodynamics**

#### *Effects on Central Nervous System (CNS)*

Oxycodone produces respiratory depression by direct action on brain stem respiratory centers. The respiratory depression involves a reduction in the responsiveness of the brain stem respiratory centers to both increases in carbon dioxide tension and to electrical stimulation.

Oxycodone causes miosis, even in total darkness. Pinpoint pupils are a sign of opioid overdose but are not pathognomonic (e.g., pontine lesions of hemorrhagic or ischemic origins may produce similar findings). Marked mydriasis rather than miosis may be seen due to hypoxia in overdose situations.

#### *Effects on the Gastrointestinal Tract and Other Smooth Muscle*

Oxycodone causes a reduction in motility associated with an increase in smooth muscle tone in the antrum of the stomach and duodenum. Digestion of food in the small intestine is delayed and propulsive contractions are decreased. Propulsive peristaltic waves in the colon are decreased, while tone may be increased to the point of spasm resulting in constipation. Other opioid-induced effects may include a reduction in biliary and pancreatic secretions, spasm of sphincter of Oddi, and transient elevations in serum amylase.

#### *Effects on the Cardiovascular System*

Oxycodone produces peripheral vasodilation which may result in orthostatic hypotension or syncope. Manifestations of histamine release and/or peripheral vasodilation may include pruritus, flushing, red eyes and sweating and/or orthostatic hypotension.

#### *Effects on the Endocrine System*

Opioids inhibit the secretion of adrenocorticotropic hormone (ACTH), cortisol, and luteinizing hormone (LH) in humans [see *Adverse Reactions (6)*]. They also stimulate prolactin, growth hormone (GH) secretion, and pancreatic secretion of insulin and glucagon.

Use of opioids for an extended period of time may influence the hypothalamic-pituitary-gonadal axis, leading to androgen deficiency that may manifest as low libido, impotence, erectile dysfunction, amenorrhea, or infertility. The causal role of opioids in the clinical syndrome of hypogonadism is unknown because the various medical, physical, lifestyle, and psychological stressors that may influence gonadal hormone levels have not been adequately controlled for in studies conducted to date [see *Adverse Reactions (6)*].

#### *Effects on the Immune System*

Opioids have been shown to have a variety of effects on components of the immune system in in vitro and animal models. The clinical significance of these findings is unknown. Overall, the effects of opioids appear to be modestly immunosuppressive.

#### *Concentration-Efficacy Relationships*

The minimum effective analgesic concentration will vary widely among patients, especially among patients who have been previously treated with potent agonist opioids. The minimum effective analgesic concentration of oxycodone for any individual patient may increase over time due to an increase in pain, the development of a new pain syndrome and/or the development of analgesic tolerance [see *Dosage and Administration (2.1, 2.3, 2.4)*].

There is a relationship between increasing oxycodone plasma concentration and increasing frequency of dose-related opioid adverse reactions such as nausea, vomiting, CNS effects, and respiratory depression. In opioid-tolerant patients, the situation may be altered by the development of tolerance to opioid-related adverse reactions [see *Dosage and Administration (2.1, 2.3, 2.4)*].

## 12.3 Pharmacokinetics

The activity of Oxycodone Hydrochloride Oral Solution is primarily due to the parent drug oxycodone.

### Absorption

The oral bioavailability of oxycodone is 60% to 87%. This high oral bioavailability (compared to other oral opioids) is due to lower pre-systemic and/or first-pass metabolism of oxycodone.

### Food Effect:

Presence of food may slightly delay the rate ( $C_{max}$  and  $T_{max}$ ) and enhance the extent of absorption (AUC) of oxycodone from Oxycodone Hydrochloride Oral Solution. Overall, food is not expected to have a clinically significant impact on the absorption of Oxycodone Hydrochloride Oral Solution.

### Distribution

Following intravenous administration, the volume of distribution ( $V_{ss}$ ) for oxycodone was 2.6 L/kg. Plasma protein binding of oxycodone at 37°C and a pH of 7.4 was about 45%. Oxycodone has been found in breast milk

### Elimination

#### Metabolism:

Oxycodone hydrochloride is extensively metabolized to noroxycodone, oxymorphone, noroxymorphone, which are subsequently glucuronidated. CYP3A4 mediated N-demethylation to noroxycodone is the primary metabolic pathway of oxycodone with a less contribution from CYP2D6 mediated O-demethylation to oxymorphone. Therefore, the formation of these and related metabolites can, in theory, be affected by other drugs. The major circulating metabolite is noroxycodone with an AUC ratio of 0.6 relative to that of oxycodone. Noroxycodone is reported to be a considerably weaker analgesic than oxycodone. Oxymorphone, although possessing analgesic activity, is present in the plasma only in low concentrations. The correlation between oxymorphone concentrations and opioid effects was much less than that seen with oxycodone plasma concentrations. The analgesic activity profile of other metabolites is not known.

#### Excretion:

Oxycodone and its metabolites are excreted primarily via the kidney. The amounts measured in the urine have been reported as follows: free oxycodone up to 19%; conjugated oxycodone up to 50%; free oxymorphone 0%; conjugated oxymorphone ≤ 14%; both free and conjugated noroxycodone have been found in the urine but not quantified. The total plasma clearance was 0.8 L/min for adults. Apparent elimination half-life of oxycodone following the administration of Oxycodone is approximately 4 hours

### Special Populations

#### Age: Geriatric Population

Information obtained from oxycodone tablets indicate that the plasma concentrations of oxycodone did not appear to be increased in patients over of the age of 65.

### Hepatic Impairment

Because oxycodone is extensively metabolized in the liver, its clearance may decrease in hepatic-impaired patients. A dose adjustment is recommended in these patients [see *Use in Special Populations (8.6)*].

### Renal Impairment

Because this drug is known to be substantially excreted by the kidney, and the risk of adverse reactions to this drug may be greater in patients with impaired renal function, a dose reduction is recommended for renal impaired patients [see *Use in Special Populations (8.7)*].

### *Drug Interactions Studies*

#### CYP3A4 Inhibitors

CYP3A4 is the major enzyme involved in noroxycodone formation. A published study showed that the co-administration of voriconazole, a CYP3A4 inhibitor, increased oxycodone AUC and Cmax by 3.6 and 1.7 fold, respectively.

#### CYP3A4 Inducers

A published study showed that the co-administration of rifampin, a drug metabolizing enzyme inducer, decreased oxycodone AUC and Cmax values by 86% and 63%, respectively.

#### CYP2D6 Inhibitors

Oxycodone is metabolized in part to oxymorphone via the cytochrome p450 isoenzyme CYP2D6. While this pathway may be blocked by a variety of drugs (e.g., certain cardiovascular drugs and antidepressants), such blockade has not yet been shown to be of clinical significance with this agent.

## **13 NONCLINICAL TOXICOLOGY**

### **13.1 Carcinogenesis, Mutagenesis, Impairment of Fertility**

#### *Carcinogenesis*

Long-term studies in animals to evaluate the carcinogenic potential of oxycodone have not been conducted.

#### *Mutagenesis*

Oxycodone hydrochloride was genotoxic in an in vitro mouse lymphoma assay in the presence of metabolic activation. There was no evidence of genotoxic potential in an in vitro bacterial reverse mutation assay (*Salmonella typhimurium* and *Escherichia coli*) or in an assay for chromosomal aberrations (in vivo mouse bone marrow micronucleus assay).

#### *Impairment of Fertility*

Studies in animals to evaluate the potential impact of oxycodone on fertility have not been conducted.

## 16 HOW SUPPLIED/STORAGE AND HANDLING

Oxycodone Hydrochloride Oral Solution, USP, 5 mg per 5 mL (1 mg/mL) is available as follows:

NDC# 0904-6678-40: 500 mL bottle packaged with calibrated measuring cup

NDC# 0904-6828-94: Case contains 40 unit dose cups of 5 mL, packaged in 4 trays of 10 unit dose cups each

NDC# 0904-6828-92: Case contains 50 unit dose cups of 5 mL, packaged in 5 trays of 10 unit dose cups each

Dispense in a tight, light-resistant container as defined in the USP/NF.

Store at controlled room temperature 20°-25°C (68°- 77°F); excursions are permitted to 15° - 30°C (59° - 86°F). [See USP Controlled Room Temperature]

Store Oxycodone Hydrochloride Oral Solution securely and dispose of properly.

## 17 PATIENT COUNSELING INFORMATION

Advise the patient to read the FDA-approved patient labeling (Medication Guide).

### *Storage and Disposal:*

Because of the risks associated with accidental ingestion, misuse, and abuse, advise patients to store Oxycodone Hydrochloride Oral Solution securely, out of sight and reach of children, and in a location not accessible by others, including visitors to the home. Inform patients that leaving Oxycodone Hydrochloride Oral Solution unsecured can pose a deadly risk to others in the home. [see *Warnings and Precautions* (5.2, 5.3),

### *Drug*

### *Abuse and Dependence* (9.2)].

Advise patients and caregivers that when medicines are no longer needed, they should be disposed of promptly. Expired, unwanted, or unused Oxycodone Hydrochloride Oral Solution should be disposed of by flushing the unused medication down the toilet if a drug take-back option is not readily available. Inform patients that they can visit [www.fda.gov/drugdisposal](http://www.fda.gov/drugdisposal) for a complete list of medicines recommended for disposal by

flushing, as well as additional information on disposal of unused medicines

### *Medication Errors*

Instruct patients and caregivers how to measure and take or administer the correct dose of Oxycodone Hydrochloride Oral Solution, and to always use the enclosed graduated measuring cup when measuring Oxycodone Hydrochloride Oral Solution to correctly measure the prescribed amount of medication

Advise patients and caregivers that oxycodone hydrochloride oral solution, is available in multiple concentrations. Inform patients and caregivers about which concentration they have been prescribed and provide detailed instruction on how to measure and take or administer the correct dose of Oxycodone Hydrochloride Oral Solution, and to always use the enclosed measuring device when administering Oxycodone Hydrochloride Oral Solution to ensure the dose is measured and administered accurately.

If the prescribed concentration is changed, instruct patients and caregivers on how to correctly measure the new dose to avoid errors which could result in accidental overdose and death.

### *Addiction, Abuse, and Misuse*

Inform patients that the use of Oxycodone Hydrochloride Oral Solution, even when taken as recommended, can result in addiction, abuse, and misuse, which can lead to overdose and death [see *Warnings and Precautions* (5.2)]. Instruct patients not to share Oxycodone Hydrochloride Oral Solution with others and to take steps to protect Oxycodone Hydrochloride Oral Solution from theft or misuse.

### *Life-Threatening Respiratory Depression*

Inform patients of the risk of life-threatening respiratory depression, including information that the risk is greatest when starting Oxycodone Hydrochloride Oral Solution or when the dosage is increased, and that it can occur even at recommended dosages.

Educate patients and caregivers on how to recognize respiratory depression and emphasize the importance of calling 911 or getting emergency medical help right away in the event of a known or suspected overdose [see *Warnings and Precautions* (5.3)].

### *Accidental Ingestion*

Inform patients that accidental ingestion, especially by children, may result in respiratory depression or death [see *Warnings and Precautions* (5.3)].

### *Interactions with Benzodiazepines and Other CNS Depressants*

Inform patients and caregivers that potentially fatal additive effects may occur if Oxycodone Hydrochloride Oral Solution is used with benzodiazepines or other CNS depressants, including alcohol, and not to use these concomitantly unless supervised by a healthcare provider [see *Warnings and Precautions* (5.4), *Drug Interactions* (7)].

### *Patient Access to Naloxone for the Emergency Treatment of Opioid Overdose*

Discuss with the patient and caregiver the availability of naloxone for the emergency treatment of opioid overdose, both when initiating and renewing treatment with Oxycodone Hydrochloride Oral Solution. Inform patients and caregivers about the various ways to obtain naloxone as permitted by individual state naloxone dispensing and prescribing requirements or guidelines (e.g., by prescription, directly from a pharmacist, or as part of a community-based program) [see *Dosage and Administration* (2.2), *Warnings and Precautions* (5.3)].

Educate patients and caregivers on how to recognize the signs and symptoms of an overdose.

Explain to patients and caregivers that naloxone's effects are temporary, and that they must call 911 or get emergency medical help right away in all cases of known or suspected opioid overdose, even if naloxone is administered [see *Overdosage* (10)].

If naloxone is prescribed, also advise patients and caregivers:

- How to treat with naloxone in the event of an opioid overdose
- To tell family and friends about their naloxone and to keep it in a place where family and friends can access it in an emergency
- To read the Patient Information (or other educational material) that will come with their naloxone. Emphasize the importance of doing this before an opioid emergency happens, so the patient and caregiver will know what to do.

### *Hyperalgesia and Allodynia*



Inform patients and caregivers not to increase opioid dosage without first consulting a clinician. Advise patients to seek medical attention if they experience symptoms of hyperalgesia, including worsening pain, increased sensitivity to pain, or new pain [see *Warnings and Precautions (5.8)*, *Adverse Reactions (6)*].

#### *Serotonin Syndrome*

Inform patients that opioids could cause a rare but potentially life-threatening condition called serotonin syndrome resulting from concomitant administration of serotonergic drugs. Warn patients of the symptoms of serotonin syndrome and to seek medical attention right away if symptoms develop. Instruct patients to inform their healthcare providers if they are taking, or plan to take serotonergic medications. [see *Drug Interactions (7)*].

#### *MAOI Interaction*

Inform patients to avoid taking Oxycodone Hydrochloride Oral Solution while using any drugs that inhibit monoamine oxidase. Patients should not start MAOIs while taking Oxycodone Hydrochloride Oral Solution [see *Drug Interactions (7)*].

#### *Important Administration Instructions*

Instruct patients how to properly take Oxycodone Hydrochloride Oral Solution. [see *Dosage and Administration (2.1)*, *Warnings and Precautions (5.1)*]

- Strongly advise patients and caregivers to always use the enclosed graduated dosing cup when administering Oxycodone Hydrochloride Oral Solution to correctly measure the prescribed amount of medication. [see *Warnings and Precautions (5.1)*].
- Instruct patients and caregivers never to use household teaspoons or tablespoons to measure Oxycodone Hydrochloride Oral Solution.
- Advise patients and caregivers not to adjust the dose of Oxycodone Hydrochloride Oral Solution without consulting with a physician or other healthcare provider

#### *Important Discontinuation Instructions*

In order to avoid developing withdrawal symptoms, instruct patients not to discontinue Oxycodone Hydrochloride Oral Solution without first discussing a tapering plan with the prescriber [see *Dosage and Administration (2.5)*].

#### *Driving or Operating Heavy Machinery*

Inform patients that Oxycodone Hydrochloride Oral Solution may impair the ability to perform potentially hazardous activities such as driving a car or operating heavy machinery. Advise patients not to perform such tasks until they know how they will react to the medication [see *Warnings and Precautions (5.16)*].

#### *Constipation*

Advise patients of the potential for severe constipation, including management instructions and when to seek medical attention [see *Adverse Reactions (6)*, *Clinical Pharmacology (12.2)*].

#### *Adrenal Insufficiency*

Inform patients that opioids could cause adrenal insufficiency, a potentially life-threatening condition. Adrenal insufficiency may present with non-specific symptoms and signs such as nausea, vomiting, anorexia, fatigue, weakness, dizziness, and low blood pressure. Advise patients to seek medical attention if they experience a constellation of these symptoms [see *Warnings and Precautions (5.10)*].

### *Hypotension*

Inform patients that Oxycodone Hydrochloride Oral Solution may cause orthostatic hypotension and syncope. Instruct patients how to recognize symptoms of low blood pressure and how to reduce the risk of serious consequences should hypotension occur (e.g., sit or lie down, carefully rise from a sitting or lying position) *[see Warnings and Precautions (5.11)]*.

### *Anaphylaxis*

Inform patients that anaphylaxis has been reported with ingredients contained in Oxycodone Hydrochloride Oral Solution. Advise patients how to recognize such a reaction and when to seek medical attention *[see Contraindications (4), Adverse Reactions (6)]*.

### *Pregnancy*

#### Neonatal Opioid Withdrawal Syndrome

Inform female patients of reproductive potential that use of Oxycodone Hydrochloride Oral Solution for an extended period of time during pregnancy can result in neonatal opioid withdrawal syndrome, which may be life-threatening if not recognized and treated *[see Warnings and Precautions (5.5), Use in Specific Populations (8.1)]*.

#### Embryo-Fetal Toxicity

Inform female patients of reproductive potential that Oxycodone Hydrochloride Oral Solution can (or may) cause fetal harm and to inform the healthcare provider of a known or suspected pregnancy *[see Use in Specific Populations (8.1)]*.

### *Lactation*

Advise breastfeeding women using Oxycodone Hydrochloride Oral Solution to carefully observe infants for increased sleepiness (more than usual), breathing difficulties, or limpness. Instruct breastfeeding women to seek immediate medical care if they notice these signs *[see Use in Specific Populations (8.2)]*.

### *Infertility*

Inform patients that use of opioids for an extended period of time may cause reduced fertility. It is not known whether these effects on fertility are reversible *[see Use in Specific Populations (8.3)]*.

### **Distributed by:**

**MAJOR® PHARMACEUTICALS**

Indianapolis, IN 46268

Revision: 06/2024

To request medical information contact WES Pharma Inc at 1-888-212-6921.

## **Medication Guide**

**Medication Guide**  
**Oxycodone (ox-ee-CO-dohn) Hydrochloride Oral Solution, CII**

**Oxycodone Hydrochloride Oral Solution is:**

- A strong prescription pain medicine that contains an opioid (narcotic) that is used to manage pain severe enough to require an opioid pain medicine, when other pain treatments such as non-opioid pain medicines do not treat your pain well enough or you cannot tolerate them.
- An opioid pain medicine that can put you at risk for overdose and death. Even if you take your dose correctly as prescribed you are at risk for opioid addiction, abuse, and misuse that can lead to death.

**Important information about Oxycodone Hydrochloride Oral Solution:**

- **Get emergency help or call 911 right away if you take too much Oxycodone Hydrochloride Oral Solution (overdose).** When you first start taking Oxycodone Hydrochloride Oral Solution, when your dose is changed, or if you take too much (overdose), serious or life-threatening breathing problems that can lead to death may occur. Talk to your healthcare provider about naloxone, a medicine for the emergency treatment of an opioid overdose.
- Taking Oxycodone Hydrochloride Oral Solution with other opioid medicines, benzodiazepines, alcohol, or other central nervous system depressants (including street drugs) can cause severe drowsiness, decreased awareness, breathing problems, coma, and death.
- Never give anyone else your Oxycodone Hydrochloride Oral Solution. They could die from taking it. Selling or giving away Oxycodone Hydrochloride Oral Solution is against the law.
- Store Oxycodone Hydrochloride Oral Solution securely, out of sight and reach of children, and in a location not accessible by others, including visitors to the home.

**Do not take Oxycodone Hydrochloride Oral Solution if you have:**

- severe asthma, trouble breathing, or other lung problems.
- a bowel blockage or have narrowing of the stomach or intestines.
- an allergy to oxycodone or any of the ingredients in Oxycodone Hydrochloride Oral Solution.

**Before taking Oxycodone Hydrochloride Oral Solution, tell your healthcare provider if you have a history of:**

- head injury, seizures
- liver, kidney, thyroid problems

- problems urinating . pancreas or gallbladder problems
- abuse of street or prescription drugs, alcohol addiction, opioid overdose, or mental health problems.

#### **Tell your healthcare provider if you are:**

- **noticing your pain getting worse.** If your pain gets worse after you take Oxycodone Hydrochloride Oral Solution, do not take more of Oxycodone Hydrochloride Oral Solution without first talking to your healthcare provider. Talk to your healthcare provider if the pain that you have increases, if you feel more sensitive to pain, or if you have new pain after taking Oxycodone Hydrochloride Oral Solution.
- **pregnant or planning to become pregnant.** Use of Oxycodone Hydrochloride Oral Solution for an extended period of time during pregnancy can cause withdrawal symptoms in your newborn baby that could be life-threatening if not recognized and treated.
- **breastfeeding.** Oxycodone Hydrochloride Oral Solution passes into breast milk and may harm your baby. Carefully observe infants for increased sleepiness (more than usual), breathing difficulties, or limpness. Seek immediate medical care if you notice these signs.
- living in a household where there are small children or someone who has abused street or prescription drugs.
- taking prescription or over-the-counter medicines, vitamins, or herbal supplements. Taking Oxycodone Hydrochloride Oral Solution with certain other medicines can cause serious side effects that could lead to death.

#### **When taking Oxycodone Hydrochloride Oral Solution:**

- Do not change your dose. Take Oxycodone Hydrochloride Oral Solution exactly as prescribed by your healthcare provider. Use the lowest dose possible for the shortest time needed.
- For acute(short-term) pain, you may only need to take Oxycodone Hydrochloride Oral Solution for a few days. You may have some Oxycodone Hydrochloride Oral Solution left over that you did not use. See disposal information at the bottom of this section for directions on how to safely throw away (dispose of) your unused Oxycodone Hydrochloride Oral Solution.
- Always use the enclosed dosing cup that comes with Oxycodone Hydrochloride Oral Solution to correctly measure your dose. Never use a household teaspoon or tablespoon to measure Oxycodone Hydrochloride Oral Solution.
- Take your prescribed dose every 4 to 6 hours as needed

for pain. Do not take more than your prescribed dose. If you miss a dose, take your next dose at your usual time.

- Call your healthcare provider if the dose you are taking does not control your pain.
- If you have been taking Oxycodone Hydrochloride Oral Solution regularly, do not stop taking Oxycodone Hydrochloride Oral Solution without talking to your healthcare provider.
- Dispose of expired, unwanted, or unused Oxycodone Hydrochloride Oral Solution by promptly flushing down the toilet, if a drug take-back option is not readily available. Visit [www.fda.gov/drugdisposal](http://www.fda.gov/drugdisposal) for additional information on disposal of unused medicines.

**While taking Oxycodone Hydrochloride Oral Solution DO NOT:**

- Drive or operate heavy machinery, until you know how Oxycodone Hydrochloride Oral Solution affects you. Oxycodone Hydrochloride Oral Solution can make you sleepy, dizzy, or lightheaded.
- Drink alcohol or use prescription or over-the-counter medicines that contain alcohol. Using products containing alcohol during treatment with Oxycodone Hydrochloride Oral Solution may cause you to overdose and die.

**The possible side effects of Oxycodone Hydrochloride Oral Solution:**

- constipation, nausea, sleepiness, vomiting, tiredness, headache, dizziness, abdominal pain. Call your healthcare provider if you have any of these symptoms and they are severe.

**Get emergency medical help or call 911 if you have:**

- trouble breathing, shortness of breath, fast heartbeat, chest pain, swelling of your face, tongue, or throat, extreme drowsiness, light-headedness when changing positions, feeling faint, agitation, high body temperature, trouble walking, stiff muscles, or mental changes such as confusion.

These are not all the possible side effects of Oxycodone Hydrochloride Oral Solution. Call your doctor for medical advice about side effects. You may report side effects to FDA at 1-800-FDA-1088. **For more information, go to [dailymed.nlm.nih.gov](http://dailymed.nlm.nih.gov).**

Manufactured by: WES Pharma Inc, Westminster, MD 21157  
Call WES Pharma Inc at 1-888-212-6921

**This medication Guide has been approved by the U.S. Food and Drug Administration**

**Distributed by:**  
**MAJOR ® PHARMACEUTICALS**  
Indianapolis, IN 46268

Issued: 06/2024

This outsert for both 500mL and Dose cups

**Rx Only**


**PRINCIPAL DISPLAY PANEL**

Oxycodone Hydrochloride Oral Solution, USP CII

5 mg/5 mL

(1 mg/mL)

50 Cups (5mL each)



**Package/Label Display Panel**

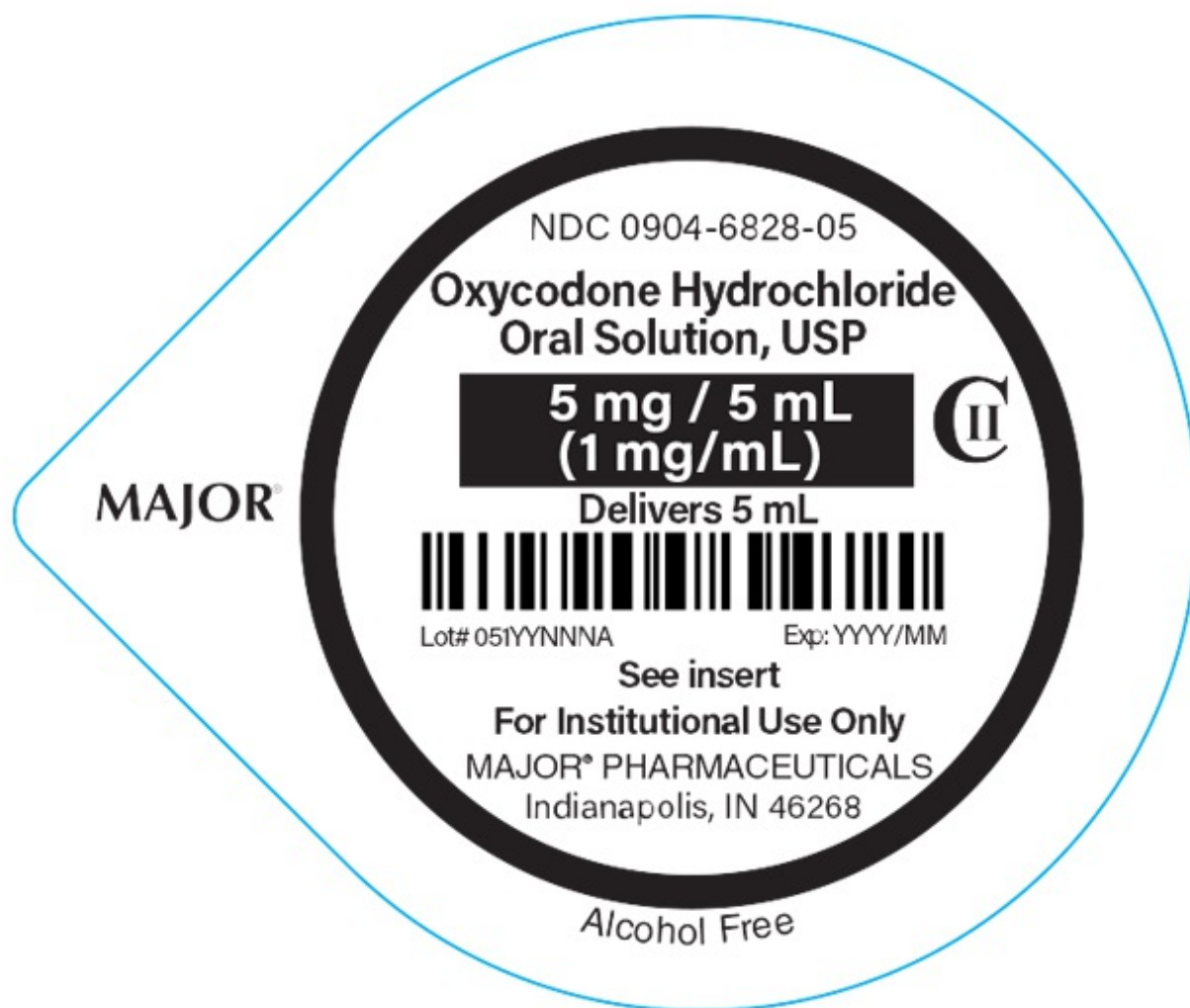
**PRINCIPAL DISPLAY PANEL**

Oxycodone Hydrochloride Oral Solution, USP CII

5 mg/5 mL

(1 mg/mL)

40 Cups (5mL each)



## OXYCODONE HYDROCHLORIDE

oxycodone hydrochloride solution

### Product Information

Product Type	HUMAN PRESCRIPTION DRUG	Item Code (Source)	NDC:0904-6828
Route of Administration	ORAL	DEA Schedule	CII

### Active Ingredient/Active Moiety

Ingredient Name	Basis of Strength	Strength
OXYCODONE HYDROCHLORIDE (UNII: C1ENJ2TE6C) (OXYCODONE - UNII:CD35PMG570)	OXYCODONE HYDROCHLORIDE	5 mg in 5 mL

### Inactive Ingredients

Ingredient Name	Strength
-----------------	----------



<b>SORBITOL</b> (UNII: 506T60A25R)	
<b>SACCHARIN SODIUM</b> (UNII: SB8ZUX40TY)	
<b>ANHYDROUS CITRIC ACID</b> (UNII: XF417D3PSL)	
<b>TRISODIUM CITRATE DIHYDRATE</b> (UNII: B22547B95K)	
<b>SODIUM BENZOATE</b> (UNII: OJ245FE5EU)	
<b>FD&amp;C RED NO. 40</b> (UNII: WZB9127XOA)	
<b>WATER</b> (UNII: 059QF0KO0R)	

### Product Characteristics

<b>Color</b>	RED	<b>Score</b>	
<b>Shape</b>		<b>Size</b>	
<b>Flavor</b>	BERRY	<b>Imprint Code</b>	
<b>Contains</b>			

### Packaging

#	Item Code	Package Description	Marketing Start Date	Marketing End Date
1	NDC:0904-6828-92	5 in 1 CARTON	11/23/2016	
1		10 in 1 TRAY		
1	NDC:0904-6828-05	5 mL in 1 CUP, UNIT-DOSE; Type 0: Not a Combination Product		
2	NDC:0904-6828-94	4 in 1 CARTON	11/23/2016	
2		10 in 1 TRAY		
2	NDC:0904-6828-05	5 mL in 1 CUP, UNIT-DOSE; Type 0: Not a Combination Product		

### Marketing Information

Marketing Category	Application Number or Monograph Citation	Marketing Start Date	Marketing End Date
ANDA	ANDA207511	11/23/2016	

**Labeler** - MAJOR PHARMACEUTICALS (191427277)

**Registrant** - WES Pharma Inc (078706898)

### Establishment

Name	Address	ID/FEI	Business Operations
WES Pharma Inc		078706898	manufacture(0904-6828)