

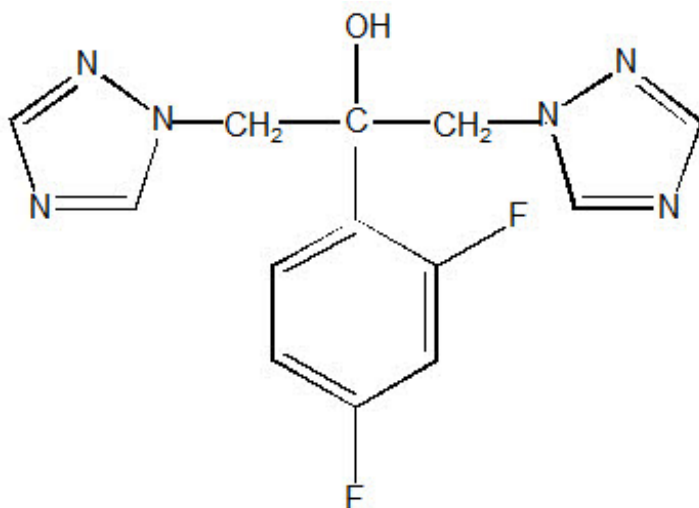
FLUCONAZOLE- fluconazole tablet
FLUCONAZOLE- fluconazole powder, for suspension
Greenstone LLC

FLUCONAZOLE
Fluconazole Tablets
Fluconazole for Oral Suspension

DESCRIPTION

Fluconazole, the first of a new subclass of synthetic triazole antifungal agents, is available as tablets for oral administration, as a powder for oral suspension.

Fluconazole is designated chemically as 2,4-difluoro- α,α^1 -bis(1H-1,2,4-triazol-1-ylmethyl) benzyl alcohol with an empirical formula of $C_{13}H_{12}F_2N_6O$ and molecular weight of 306.3. The structural formula is:



Fluconazole is a white crystalline solid which is slightly soluble in water and saline.

Fluconazole Tablets contain 50 mg, 100 mg, 150 mg, or 200 mg of fluconazole and the following inactive ingredients: microcrystalline cellulose, dibasic calcium phosphate anhydrous, povidone, croscarmellose sodium, FD&C Red No. 40 aluminum lake dye, and magnesium stearate.

Fluconazole for Oral Suspension contains 350 mg or 1400 mg of fluconazole and the following inactive ingredients: sucrose, sodium citrate dihydrate, citric acid anhydrous, sodium benzoate, titanium dioxide, colloidal silicon dioxide, xanthan gum, and natural orange flavor. After reconstitution with 24 mL of distilled water or Purified Water (USP), each mL of reconstituted suspension contains 10 mg or 40 mg of fluconazole.

CLINICAL PHARMACOLOGY

Pharmacokinetics and Metabolism

The pharmacokinetic properties (PK) of fluconazole are similar following administration by the intravenous or oral routes. In normal volunteers, the bioavailability of orally administered fluconazole is over 90% compared with intravenous administration. Bioequivalence was established between the 100 mg tablet and both suspension strengths when administered as a single 200 mg dose.

Peak plasma concentrations (C_{max}) in fasted normal volunteers occur between 1 and 2 hours with a terminal plasma elimination half-life of approximately 30 hours (range: 20 to 50 hours) after oral administration.

In fasted normal volunteers, administration of a single oral 400 mg dose of fluconazole leads to a mean C_{max} of 6.72 mcg/mL (range: 4.12 to 8.08 mcg/mL) and after single or multiple oral doses of 50 to 400 mg, fluconazole plasma concentrations and area under the plasma concentration time curve (AUC) are dose proportional (Table 1).

The C_{max} and AUC data from a food-effect study involving administration of fluconazole tablets to healthy volunteers under fasting conditions and with a high-fat meal indicated that exposure to the drug is not affected by food. Therefore, fluconazole may be taken without regard to meals. (See DOSAGE AND ADMINISTRATION.)

Table 1: Mean Pharmacokinetic Parameters of Fluconazole in Adult Healthy Volunteers Following the Administration of Fluconazole

Dose Regimen	C _{max} (mcg/mL)	AUC ₀₋₂₄ (mcg*h/mL)	Half-life (hours)
50 mg oral (once daily x 7 days)	2.21	37.6	26.6
100 mg oral (once daily x 7 days)	4.81	82.5	27.7
150 mg single oral	2.70	137*	34.1
200 mg oral (once daily x 14 days)	10.12	169.5	31
300 mg oral (once daily x 14 days)	15.98	299.4	34
400 mg oral (once daily x 14 days)	18.89	349.9	31

*AUC_{0-inf}. C_{max}= peak plasma concentrations, AUC =area under the plasma concentration time curve.

Steady-state concentrations are reached within 5 to 10 days following oral doses of 50 to 400 mg given once daily. Administration of a loading dose (on Day 1) of twice the usual daily dose results in plasma concentrations close to steady-state by the second day. The apparent volume of distribution of fluconazole approximates that of total body water. Plasma protein binding is low (11 to 12%). Following either single- or multiple oral doses for up to 14 days, fluconazole penetrates into all body fluids studied (See table below). In normal volunteers, saliva concentrations of fluconazole were equal to or slightly greater than plasma concentrations regardless of dose, route, or duration of dosing. In patients with bronchiectasis, sputum concentrations of fluconazole following a single 150 mg oral dose were equal to plasma concentrations at both 4 and 24 hours post dose. In patients with fungal meningitis, fluconazole concentrations in the cerebrospinal fluid (CSF) are approximately 80% of the corresponding plasma concentrations.

A single oral 150 mg dose of fluconazole administered to 27 patients penetrated into vaginal tissue, resulting in tissue: plasma ratios ranging from 0.94 to 1.14 over the first

48 hours following dosing.

A single oral 150 mg dose of fluconazole administered to 14 patients penetrated into vaginal fluid, resulting in fluid: plasma ratios ranging from 0.36 to 0.71 over the first 72 hours following dosing.

Table 2: Ratio of Fluconazole Tissue (Fluid)/Plasma Concentration

Tissue or Fluid	Ratio of Fluconazole Tissue (Fluid)/Plasma Concentration*
Cerebrospinal fluid [†]	0.5-0.9
Saliva	1
Sputum	1
Blister fluid	1
Urine	10
Normal skin	10
Nails	1
Blister skin	2
Vaginal tissue	1
Vaginal fluid	0.4-0.7

* Relative to concurrent concentrations in plasma in subjects with normal renal function

† Independent of degree of meningeal inflammation

Mean body clearance in adults is reported to be 0.23 (17%) mL/min/kg. In normal volunteers, fluconazole is cleared primarily by renal excretion, with approximately 80% of the administered dose appearing in the urine as unchanged drug. About 11% of the dose is excreted in the urine as metabolites.

The pharmacokinetics of fluconazole are markedly affected by reduction in renal function. There is an inverse relationship between the elimination half-life and creatinine clearance. The dose of fluconazole may need to be reduced in patients with impaired renal function. (See **DOSAGE AND ADMINISTRATION.**) A 3-hour hemodialysis session decreases plasma concentrations by approximately 50%.

In normal volunteers, fluconazole administration (doses ranging from 200 mg to 400 mg once daily for up to 14 days) was associated with small and inconsistent effects on testosterone concentrations, endogenous corticosteroid concentrations, and the adrenocorticotrophic hormone (ACTH)-stimulated cortisol response.

Pharmacokinetics in Pediatric Patients

In pediatric patients from 2 days to 15 years of age, the following pharmacokinetic data have been reported following the administration of fluconazole:

Table 3: Pharmacokinetic Parameters* of Fluconazole in Pediatric Patients Following the Administration of Fluconazole

Age Studied	Dose (mg/kg)	Clearance (mL/min/kg)	Half-life (Hours)	Cmax (mcg/mL)	AUC (mcg*h/mL)	Vdss (L/kg)
--------------------	---------------------	------------------------------	--------------------------	----------------------	-----------------------	--------------------

2 to 60 days	IV 25 mg/kg on day one followed by IV 12 mg/kg once daily	0.29 (35%) N=8	54.2	23.4 (29%) N=8	439 (25%) [^]	1.13 (31%)
9 months to 13 years	Single-Oral 2 mg/kg	0.40 (38%) N=14	25.0	2.9 (22%) N=16	94.7 (34%)* N=14	N/A
9 months to 13 years	Single-Oral 8 mg/kg	0.51 (60%) N=15	19.5	9.8 (20%) N=15	362.5 (58%)* N=14	N/A
5 to 15 years	Multiple IV 2 mg/kg	0.49 (40%) N=4	17.4	5.5 (25%) N=5	67.4 (26%) [^] N=4	0.722 (36%) N=4
5 to 15 years	Multiple IV 4 mg/kg	0.59 (64%) N=5	15.2	11.4 (44%) N=6	139.1 (46%) [^] N=5	0.729 (33%) N=5
5 to 15 years	Multiple IV 8 mg/kg	0.66 (31%) N=7	17.6	14.1 (22%) N=8	196.7 (25%) [^] N=7	1.069 (37%) N=7

*Data for Clearance, C_{max}, AUC and V_{dss} are presented as arithmetic mean (CV%) and Half-life as arithmetic mean only. *AUC_{0-inf}; [^]AUC₀₋₂₄,

Abbreviations: C_{max}=Peak plasma concentrations, AUC =area under the plasma concentration time curve; and V_{dss}=volume of distribution at steady state.

There are limited data available in patients 61 days to less than 9 months of age.

In pediatric patients (premature newborns ; gestational age 26 to 29 weeks and postnatal age from birth to 1 day), the mean (%cv) clearance within 36 hours of birth was 0.180 (35%, N=7) mL/min/kg, which increased with time to a mean of 0.218 (31%, N=9) mL/min/kg 6 days later and 0.333 (56%, N=4) mL/min/kg 12 days later. Similarly, the half-life was 73.6 hours, which decreased with time to a mean of 53.2 hours 6 days later and 46.6 hours 12 days later.

In a study of 13 pediatric patients (preterm and term infants with median gestational age of 37 weeks, GA range 24 to 39 weeks; median postnatal age [PNA] 19 days, PNA range: 5 to 262 days) 12 infants received a 25 mg/kg loading dose, and 9/12 (75%) achieved an AUC₀₋₂₄ of >400-mg*h/L in the first 24 hours. A population pharmacokinetic model using data from 55 pediatric patients (GA 23 to 40 weeks, PNA 1- 88 days) found that a loading dose of 25 mg/kg is necessary to reach target AUC >400-mg*h/L within 24 hours of initiating therapy in pediatric patients younger than 3 months of age. A maintenance dose of 9 mg/kg daily should be used in pediatric patients born at GA less than 30 weeks and 12 mg/kg daily in pediatric patients with GA equal or greater than 30 weeks. (See DOSAGE AND ADMINISTRATION).

A population PK model using data from 21 pediatric patients ages from birth to 17 years supported with extracorporeal membrane oxygenation (ECMO), and 19 pediatric non-

ECMO patients ages from birth to 2 years found that clearance was related to serum creatinine while a higher volume of distribution was related to presence of ECMO support. The median volume of distribution was 1.3 L/kg in pediatric patients on ECMO and 0.9 L/kg in those not on ECMO. Simulations suggested that a loading dose of 35 mg/kg is needed to achieve the target AUC₀₋₂₄ >400 mg•h/L within the first 24 hours in pediatric patients on ECMO. (See DOSAGE AND ADMINISTRATION).

Pharmacokinetics in Elderly

A pharmacokinetic study was conducted in 22 subjects, 65 years of age or older receiving a single 50 mg oral dose of fluconazole. Ten of these patients were concomitantly receiving diuretics. The C_{max} was 1.54 mcg/mL and occurred at 1.3 hours post dose. The mean AUC was 76.4 ± 20.3 mcg•h/mL, and the mean terminal half-life was 46.2 hours. These pharmacokinetic parameter values are higher than analogous values reported for normal young male volunteers. Coadministration of diuretics did not significantly alter the AUC or C_{max}. In addition, creatinine clearance (74 mL/min), the percent of drug recovered unchanged in urine (0 to 24 hours, 22%), and the fluconazole renal clearance estimates (0.124 mL/min/kg) for the elderly were generally lower than those of younger volunteers. Thus, the alteration of fluconazole disposition in the elderly appears to be related to reduced renal function characteristic of this group. A plot of each subject's terminal elimination half-life versus creatinine clearance compared to the predicted half-life - creatinine clearance curve derived from normal subjects and subjects with varying degrees of renal insufficiency indicated that 21 of 22 subjects fell within the 95% confidence limit of the predicted half-life-creatinine clearance curves. These results are consistent with the hypothesis that higher values for the pharmacokinetic parameters observed in the elderly subjects compared to normal young male volunteers are due to the decreased kidney function that is expected in the elderly.

Drug Interaction Studies

(See PRECAUTIONS, Drug Interactions)

Oral contraceptives:

Oral contraceptives were administered as a single dose both before and after the oral administration of fluconazole 50 mg once daily for 10 days in 10 healthy women. There was no significant difference in ethinyl estradiol or levonorgestrel AUC after the administration of 50 mg of fluconazole. The mean increase in ethinyl estradiol AUC was 6% (range: -47 to 108%) and levonorgestrel AUC increased 17% (range: -33 to 141%).

In a second study, twenty-five normal females received daily doses of both 200 mg fluconazole tablets or placebo for two, ten-day periods. The treatment cycles were one month apart with all subjects receiving fluconazole during one cycle and placebo during the other. The order of study treatment was random. Single doses of an oral contraceptive tablet containing levonorgestrel and ethinyl estradiol were administered on the final treatment day (Day 10) of both cycles. Following administration of 200 mg of fluconazole, the mean percentage increase of AUC for levonorgestrel compared to placebo was 25% (range: -12 to 82%) and the mean percentage increase for ethinyl estradiol compared to placebo was 38% (range: -11 to 101%). Both of these increases were statistically significantly different from placebo.

A third study evaluated the potential interaction of once-weekly dosing of fluconazole 300 mg to 21 normal females taking an oral contraceptive containing ethinyl estradiol and norethindrone. In this placebo-controlled, double-blind, randomized, two-way crossover study carried out over three cycles of oral contraceptive treatment, fluconazole dosing resulted in small increases in the mean AUCs of ethinyl estradiol and norethindrone compared to similar placebo dosing. The mean AUCs of ethinyl estradiol and norethindrone increased by 24% (95% C.I. range: 18 to 31%) and 13% (95% C.I. range: 8 to 18%), respectively, relative to placebo. Fluconazole treatment did not cause a decrease in the ethinyl estradiol AUC of any individual subject in this study compared to placebo dosing. The individual AUC values of norethindrone decreased very slightly (<5%) in 3 of the 21 subjects after fluconazole treatment.

Cimetidine:

Fluconazole 100 mg was administered as a single oral dose alone and two hours after a single dose of cimetidine 400 mg to six healthy male volunteers. After the administration of cimetidine, there was a significant decrease in fluconazole AUC and C_{max} . There was a mean \pm SD decrease in fluconazole AUC of $13\% \pm 11\%$ (range: -3.4 to -31%) and C_{max} decreased $19\% \pm 14\%$ (range: -5 to -40%). However, the administration of cimetidine 600 mg to 900 mg intravenously over a four-hour period (from one hour before to 3 hours after a single oral dose of fluconazole 200 mg) did not affect the bioavailability or pharmacokinetics of fluconazole in 24 healthy male volunteers.

Antacid:

Administration of Maalox[®] (20 mL) to 14 normal male volunteers immediately prior to a single dose of fluconazole 100 mg had no effect on the absorption or elimination of fluconazole.

Hydrochlorothiazide:

Concomitant oral administration of 100 mg fluconazole and 50 mg hydrochlorothiazide for 10 days in 13 normal volunteers resulted in a significant increase in fluconazole AUC and C_{max} compared to fluconazole given alone. There was a mean \pm SD increase in fluconazole AUC and C_{max} of $45\% \pm 31\%$ (range: 19 to 114%) and $43\% \pm 31\%$ (range: 19 to 122%), respectively. These changes are attributed to a mean \pm SD reduction in renal clearance of $30\% \pm 12\%$ (range: -10 to -50%).

Rifampin:

Administration of a single oral 200 mg dose of fluconazole after 15 days of rifampin administered as 600 mg daily in eight healthy male volunteers resulted in a significant decrease in fluconazole AUC and a significant increase in apparent oral clearance of fluconazole. There was a mean \pm SD reduction in fluconazole AUC of $23\% \pm 9\%$ (range: -13 to -42%). Apparent oral clearance of fluconazole increased $32\% \pm 17\%$ (range: 16 to 72%). Fluconazole half-life decreased from 33.4 ± 4.4 hours to 26.8 ± 3.9 hours. (See **PRECAUTIONS.**)

Warfarin:

There was a significant increase in prothrombin time response (area under the prothrombin time-time curve) following a single dose of warfarin (15 mg) administered

to 13 normal male volunteers following oral fluconazole 200 mg administered daily for 14 days as compared to the administration of warfarin alone. There was a mean \pm SD increase in the prothrombin time response (area under the prothrombin time-time curve) of $7\% \pm 4\%$ (range: -2 to 13%). (See **PRECAUTIONS.**) Mean is based on data from 12 subjects as one of 13 subjects experienced a 2-fold increase in his prothrombin time response.

Phenytoin:

Phenytoin AUC was determined after 4 days of phenytoin dosing (200 mg daily, orally for 3 days followed by 250 mg intravenously for one dose) both with and without the administration of fluconazole (oral fluconazole 200 mg daily for 16 days) in 10 normal male volunteers. There was a significant increase in phenytoin AUC. The mean \pm SD increase in phenytoin AUC was $88\% \pm 68\%$ (range: 16 to 247%). The absolute magnitude of this interaction is unknown because of the intrinsically nonlinear disposition of phenytoin. (See **PRECAUTIONS.**)

Cyclosporine:

Cyclosporine AUC and C_{max} were determined before and after the administration of fluconazole 200 mg daily for 14 days in eight renal transplant patients who had been on cyclosporine therapy for at least 6 months and on a stable cyclosporine dose for at least 6 weeks. There was a significant increase in cyclosporine AUC, C_{max} , C_{min} (24-hour concentration), and a significant reduction in apparent oral clearance following the administration of fluconazole. The mean \pm SD increase in AUC was $92\% \pm 43\%$ (range: 18 to 147%). The C_{max} increased $60\% \pm 48\%$ (range: -5 to 133%). The C_{min} increased $157\% \pm 96\%$ (range: 33 to 360%). The apparent oral clearance decreased $45\% \pm 15\%$ (range: -15 to -60%). (See **PRECAUTIONS.**)

Zidovudine:

Plasma zidovudine concentrations were determined on two occasions (before and following fluconazole 200 mg daily for 15 days) in 13 volunteers with AIDS or ARC who were on a stable zidovudine dose for at least two weeks. There was a significant increase in zidovudine AUC following the administration of fluconazole. The mean \pm SD increase in AUC was $20\% \pm 32\%$ (range: -27 to 104%). The metabolite, GZDV, to parent drug ratio significantly decreased after the administration of fluconazole, from 7.6 ± 3.6 to 5.7 ± 2.2 .

Theophylline:

The pharmacokinetics of theophylline were determined from a single intravenous dose of aminophylline (6 mg/kg) before and after the oral administration of fluconazole 200 mg daily for 14 days in 16 normal male volunteers. There were significant increases in theophylline AUC, C_{max} , and half-life with a corresponding decrease in clearance. The mean \pm SD theophylline AUC increased $21\% \pm 16\%$ (range: -5 to 48%). The C_{max} increased $13\% \pm 17\%$ (range: -13 to 40%). Theophylline clearance decreased $16\% \pm 11\%$ (range: -32 to 5%). The half-life of theophylline increased from 6.6 ± 1.7 hours to 7.9 ± 1.5 hours. (See **PRECAUTIONS.**)

Quinidine:

Although not studied *in vitro* or *in vivo*, concomitant administration of fluconazole with quinidine may result in inhibition of quinidine metabolism. Use of quinidine has been associated with QT prolongation and rare occurrences of torsade de pointes. Coadministration of fluconazole and quinidine is contraindicated. (See **CONTRAINDICATIONS** and **PRECAUTIONS**.)

Oral hypoglycemics:

The effects of fluconazole on the pharmacokinetics of the sulfonylurea oral hypoglycemic agents tolbutamide, glipizide, and glyburide were evaluated in three placebo-controlled studies in normal volunteers. All subjects received the sulfonylurea alone as a single dose and again as a single dose following the administration of fluconazole 100 mg daily for 7 days. In these three studies, 22/46 (47.8%) of fluconazole-treated patients and 9/22 (40.1%) of placebo-treated patients experienced symptoms consistent with hypoglycemia. (See **PRECAUTIONS**.)

Tolbutamide:

In 13 normal male volunteers, there was significant increase in tolbutamide (500 mg single dose) AUC and C_{max} following the administration of fluconazole. There was a mean \pm SD increase in tolbutamide AUC of $26\% \pm 9\%$ (range: 12 to 39%). Tolbutamide C_{max} increased $11\% \pm 9\%$ (range: -6 to 27%). (See **PRECAUTIONS**.)

Glipizide:

The AUC and C_{max} of glipizide (2.5 mg single dose) were significantly increased following the administration of fluconazole in 13 normal male volunteers. There was a mean \pm SD increase in AUC of $49\% \pm 13\%$ (range: 27 to 73%) and an increase in C_{max} of $19\% \pm 23\%$ (range: -11 to 79%). (See **PRECAUTIONS**.)

Glyburide:

The AUC and C_{max} of glyburide (5 mg single dose) were significantly increased following the administration of fluconazole in 20 normal male volunteers. There was a mean \pm SD increase in AUC of $44\% \pm 29\%$ (range: -13 to 115%) and C_{max} increased $19\% \pm 19\%$ (range: -23 to 62%). Five subjects required oral glucose following the ingestion of glyburide after 7 days of fluconazole administration. (See **PRECAUTIONS**.)

Rifabutin:

There have been published reports that an interaction exists when fluconazole is administered concomitantly with rifabutin, leading to increased serum levels of rifabutin. (See **PRECAUTIONS**.)

Tacrolimus:

There have been published reports that an interaction exists when fluconazole is administered concomitantly with tacrolimus, leading to increased serum levels of tacrolimus. (See **PRECAUTIONS**.)

Midazolam:

The effect of fluconazole on the pharmacokinetics and pharmacodynamics of midazolam

was examined in a randomized, crossover study in 12 volunteers. In the study, subjects ingested placebo or 400 mg fluconazole on Day 1 followed by 200 mg daily from Day 2 to Day 6. In addition, a 7.5 mg dose of midazolam was orally ingested on the first day, 0.05 mg/kg was administered intravenously on the fourth day, and 7.5 mg orally on the sixth day. Fluconazole reduced the clearance of IV midazolam by 51%. On the first day of dosing, fluconazole increased the midazolam AUC and C_{max} by 259% and 150%, respectively. On the sixth day of dosing, fluconazole increased the midazolam AUC and C_{max} by 259% and 74%, respectively. The psychomotor effects of midazolam were significantly increased after oral administration of midazolam but not significantly affected following intravenous midazolam.

A second randomized, double-dummy, placebo-controlled, crossover study in three phases was performed to determine the effect of route of administration of fluconazole on the interaction between fluconazole and midazolam. In each phase the subjects were given oral fluconazole 400 mg and intravenous saline; oral placebo and intravenous fluconazole 400 mg; and oral placebo and IV saline. An oral dose of 7.5 mg of midazolam was ingested after fluconazole/placebo. The AUC and C_{max} of midazolam were significantly higher after oral than IV administration of fluconazole. Oral fluconazole increased the midazolam AUC and C_{max} by 272% and 129%, respectively. IV fluconazole increased the midazolam AUC and C_{max} by 244% and 79%, respectively. Both oral and IV fluconazole increased the pharmacodynamic effects of midazolam. (See

PRECAUTIONS.)

Azithromycin:

An open-label, randomized, three-way crossover study in 18 healthy subjects assessed the effect of a single 800 mg oral dose of fluconazole on the pharmacokinetics of a single 1200 mg oral dose of azithromycin as well as the effects of azithromycin on the pharmacokinetics of fluconazole. There was no significant pharmacokinetic interaction between fluconazole and azithromycin.

Voriconazole:

Voriconazole is a substrate for both CYP2C9 and CYP3A4 isoenzymes. Concurrent administration of oral Voriconazole (400 mg Q12h for 1 day, then 200 mg Q12h for 2.5 days) and oral fluconazole (400 mg on Day 1, then 200 mg Q24h for 4 days) to 6 healthy male subjects resulted in an increase in C_{max} and AUC $_{\tau}$ of voriconazole by an average of 57% (90% CI: 20% to 107%) and 79% (90% CI: 40% to 128%), respectively. In a follow-on clinical study involving 8 healthy male subjects, reduced dosing and/or frequency of voriconazole and fluconazole did not eliminate or diminish this effect. (See

PRECAUTIONS.)

Tofacitinib:

Coadministration of fluconazole (400 mg on Day 1 and 200 mg once daily for 6 days [Days 2–7]) and tofacitinib (30 mg single dose on Day 5) in healthy subjects resulted in increased mean tofacitinib AUC and C_{max} values of approximately 79% (90% CI: 64% to 96%) and 27% (90% CI: 12% to 44%), respectively, compared to administration of tofacitinib alone. (See **PRECAUTIONS.**)

Abrocitinib

When coadministered with fluconazole (inhibitor of CYP2C9, 2C19, and 3A4), the systemic exposure (AUC) of abrocitinib was approximately 4.8-fold higher and the combined exposure (AUC) of abrocitinib and its active metabolites was approximately 2.5-fold higher compared to when abrocitinib was administered alone. (See **PRECAUTIONS.**)

Microbiology

Mechanism of Action

Fluconazole is a highly selective inhibitor of fungal cytochrome P450 dependent enzyme lanosterol 14- α -demethylase. This enzyme functions to convert lanosterol to ergosterol. The subsequent loss of normal sterols correlates with the accumulation of 14- α -methyl sterols in fungi and may be responsible for the fungistatic activity of fluconazole. Mammalian cell demethylation is much less sensitive to fluconazole inhibition.

Resistance

A potential for development of resistance to fluconazole is well known. Fungal isolates exhibiting reduced susceptibility to other azoles may also show reduced susceptibility to fluconazole. The frequency of drug resistance development for the various fungi for which this drug is indicated is not known.

Fluconazole resistance may arise from a modification in the quality or quantity of the target enzyme (lanosterol 14- α -demethylase), reduced access to the drug target, or some combination of these mechanisms.

Point mutations in the gene (*ERG11*) encoding for the target enzyme lead to an altered target with decreased affinity for azoles. Overexpression of *ERG11* results in the production of high concentrations of the target enzyme, creating the need for higher intracellular drug concentrations to inhibit all of the enzyme molecules in the cell.

The second major mechanism of drug resistance involves active efflux of fluconazole out of the cell through the activation of two types of multidrug efflux transporters; the major facilitators (encoded by *MDR* genes) and those of the ATP-binding cassette superfamily (encoded by *CDR* genes). Upregulation of the *MDR* gene leads to fluconazole resistance, whereas, upregulation of *CDR* genes may lead to resistance to multiple azoles.

Resistance in *Candida glabrata* usually includes upregulation of *CDR* genes resulting in resistance to multiple azoles. For an isolate where the minimum inhibitory concentration (MIC) is categorized as Intermediate (16 to 32 mcg/mL), the highest fluconazole dose is recommended.

Antimicrobial Activity

Fluconazole has been shown to be active against most isolates of the following microorganisms both in *vitro* and in clinical infections.

Candida albicans

Candida glabrata (Many isolates are intermediately susceptible)

Candida parapsilosis

Candida tropicalis

Cryptococcus neoformans

The following *in vitro* data are available, **but their clinical significance is unknown.** At least 90% of the following fungi exhibit an *in vitro* MIC less than or equal to the susceptible breakpoint for fluconazole (<https://www.fda.gov/STIC>) against isolates of similar genus or organism group. However, the effectiveness of fluconazole in treating clinical infections due to these fungi has not been established in adequate and well-controlled clinical trials.

Candida dubliniensis
Candida guilliermondii
Candida kefyr
Candida lusitanae

Candida krusei should be considered to be resistant to fluconazole. Resistance in *C. krusei* appears to be mediated by reduced sensitivity of the target enzyme to inhibition by the agent.

Susceptibility Testing

For specific information regarding susceptibility test interpretive criteria and associated test methods and quality control standards recognized by FDA for this drug, please see: <https://www.fda.gov/STIC>.

INDICATIONS AND USAGE

Fluconazole is indicated for the treatment of:

1. Vaginal candidiasis (vaginal yeast infections due to *Candida*).
2. Oropharyngeal and esophageal candidiasis. In open noncomparative studies of relatively small numbers of patients, fluconazole was also effective for the treatment of *Candida* urinary tract infections, peritonitis, and systemic *Candida* infections including candidemia, disseminated candidiasis, and pneumonia.
3. Cryptococcal meningitis. Before prescribing fluconazole for AIDS patients with cryptococcal meningitis, please see **CLINICAL STUDIES** section. Studies comparing fluconazole to amphotericin B in non-HIV infected patients have not been conducted.

Specimens for fungal culture and other relevant laboratory studies (serology, histopathology) should be obtained prior to therapy to isolate and identify causative organisms. Therapy may be instituted before the results of the cultures and other laboratory studies are known; however, once these results become available, anti-infective therapy should be adjusted accordingly.

Prophylaxis

Fluconazole is also indicated to decrease the incidence of candidiasis in patients undergoing bone marrow transplantation who receive cytotoxic chemotherapy and/or radiation therapy.

CLINICAL STUDIES

Cryptococcal meningitis

In a multicenter study comparing fluconazole (200 mg/day) to amphotericin B (0.3 mg/kg/day) for treatment of cryptococcal meningitis in patients with AIDS, a multivariate analysis revealed three pretreatment factors that predicted death during the course of therapy: abnormal mental status, cerebrospinal fluid cryptococcal antigen titer greater than 1:1024, and cerebrospinal fluid white blood cell count of less than 20 cells/mm³. Mortality among high risk patients was 33% and 40% for amphotericin B and fluconazole patients, respectively (p=0.58), with overall deaths 14% (9 of 63 subjects) and 18% (24 of 131 subjects) for the 2 arms of the study (p=0.48). Optimal doses and regimens for patients with acute cryptococcal meningitis and at high risk for treatment failure remain to be determined. (Saag, *et al.* N Engl J Med 1992; 326:83-9.)

Vaginal candidiasis

Two adequate and well-controlled studies were conducted in the U.S. using the 150 mg tablet. In both, the results of the fluconazole regimen were comparable to the control regimen (clotrimazole or miconazole intravaginally for 7 days) both clinically and statistically at the one month post-treatment evaluation.

The therapeutic cure rate, defined as a complete resolution of signs and symptoms of vaginal candidiasis (clinical cure), along with a negative KOH examination and negative culture for *Candida* (microbiologic eradication), was 55% in both the fluconazole group and the vaginal products group.

	Fluconazole PO 150 mg tablet	Vaginal Product qhs × 7 days
Enrolled	448	422
Evaluable at Late Follow-up	347 (77%)	327 (77%)
Clinical cure	239/347 (69%)	235/327 (72%)
Mycologic eradication	213/347 (61%)	196/327 (60%)
Therapeutic cure	190/347 (55%)	179/327 (55%)

Approximately three-fourths of the enrolled patients had acute vaginitis (<4 episodes/12 months) and achieved 80% clinical cure, 67% mycologic eradication, and 59% therapeutic cure when treated with a 150 mg fluconazole tablet administered orally. These rates were comparable to control products. The remaining one-fourth of enrolled patients had recurrent vaginitis (≥4 episodes/12 months) and achieved 57% clinical cure, 47% mycologic eradication, and 40% therapeutic cure. The numbers are too small to make meaningful clinical or statistical comparisons with vaginal products in the treatment of patients with recurrent vaginitis.

Substantially more gastrointestinal events were reported in the fluconazole group compared to the vaginal product group. Most of the events were mild to moderate. Because fluconazole was given as a single dose, no discontinuations occurred.

Parameter	Fluconazole PO	Vaginal Products
Evaluable patients	448	422
With any adverse event	141 (31%)	112 (27%)
Nervous System	90 (20%)	69 (16%)
Gastrointestinal	73 (16%)	18 (4%)

With drug-related event	117 (26%)	67 (16%)
Nervous System	61 (14%)	29 (7%)
Headache	58 (13%)	28 (7%)
Gastrointestinal	68 (15%)	13 (3%)
Abdominal pain	25 (6%)	7 (2%)
Nausea	30 (7%)	3 (1%)
Diarrhea	12 (3%)	2 (<1%)
Application site event	0 (0%)	19 (5%)
Taste Perversion	6 (1%)	0 (0%)

Pediatric Studies

Oropharyngeal candidiasis

An open-label, comparative study of the efficacy and safety of fluconazole (2 to 3 mg/kg/day) and oral nystatin (400,000 I.U. 4 times daily) was conducted in immunocompromised pediatric patients from 6 months to 13 years of age with oropharyngeal candidiasis. Clinical and mycological response rates were higher in pediatric patients treated with fluconazole.

Clinical cure at the end of treatment was reported for 86% of fluconazole-treated patients compared to 46% of nystatin treated patients. Mycologically, 76% of fluconazole treated patients had the infecting organism eradicated compared to 11% for nystatin treated patients.

	Fluconazole	Nystatin
Enrolled	96	90
Clinical Cure	76/88 (86%)	36/78 (46%)
Mycological eradication*	55/72 (76%)	6/54 (11%)

* Subjects without follow-up cultures for any reason were considered nonevaluable for mycological response.

The proportion of patients with clinical relapse 2 weeks after the end of treatment was 14% for subjects receiving fluconazole and 16% for subjects receiving nystatin. At 4 weeks after the end of treatment, the percentages of patients with clinical relapse were 22% for fluconazole and 23% for nystatin.

CONTRAINDICATIONS

Fluconazole is contraindicated in patients who have shown hypersensitivity to fluconazole or to any of its excipients. There is no information regarding cross-hypersensitivity between fluconazole and other azole antifungal agents. Caution should be used in prescribing fluconazole to patients with hypersensitivity to other azoles. Coadministration of other drugs known to prolong the QT interval and which are metabolized via the enzyme CYP3A4 such as erythromycin, pimozide, and quinidine are contraindicated in patients receiving fluconazole. (See **CLINICAL PHARMACOLOGY: Drug Interaction Studies** and **PRECAUTIONS**.)

WARNINGS

- (1) **Hepatic injury: Fluconazole should be administered with caution to patients with liver dysfunction. Fluconazole has been associated with rare cases of serious hepatic toxicity, including fatalities primarily in patients with serious underlying medical conditions. In cases of fluconazole associated hepatotoxicity, no obvious relationship to total daily dose, duration of therapy, sex, or age of the patient has been observed. Fluconazole hepatotoxicity has usually, but not always, been reversible on discontinuation of therapy. Patients who develop abnormal liver function tests during fluconazole therapy should be monitored for the development of more severe hepatic injury. Fluconazole should be discontinued if clinical signs and symptoms consistent with liver disease develop that may be attributable to fluconazole.**
- (2) Anaphylaxis: In rare cases, anaphylaxis has been reported.
- (3) Dermatologic: Exfoliative skin disorders during treatment with fluconazole have been reported. Fatal outcomes have been reported in patients with serious underlying diseases. Patients with deep seated fungal infections who develop rashes during treatment with fluconazole should be monitored closely and the drug discontinued if lesions progress. Fluconazole should be discontinued in patients treated for superficial fungal infection who develop a rash that may be attributed to fluconazole.
- (4) Potential for fetal harm: There are no adequate and well-controlled clinical trials of fluconazole in pregnant women. Case reports describe a pattern of distinct congenital anomalies in infants exposed *in utero* to high dose maternal fluconazole (400 to 800 mg/day) during most or all of the first trimester. These reported anomalies are similar to those seen in animal studies. If fluconazole is used during pregnancy or if the patient becomes pregnant while taking the drug, the patient should be informed of the potential hazard to the fetus. Effective contraceptive measures should be considered in women of child-bearing potential who are being treated with fluconazole 400 to 800 mg/day and should continue throughout the treatment period and for approximately 1 week (5 to 6 half-lives) after the final dose. Epidemiological studies suggest a potential risk of spontaneous abortion and congenital abnormalities in infants whose mothers were treated with 150 mg of fluconazole as a single or repeated dose in the first trimester, but these epidemiological studies have limitations and these findings have not been confirmed in controlled clinical trials. (See **PRECAUTIONS: Pregnancy.**)

PRECAUTIONS

General

Some azoles, including fluconazole, have been associated with prolongation of the QT interval on the electrocardiogram. Fluconazole causes QT prolongation via the inhibition of Rectifier Potassium Channel current (I_{Kr}). The QT prolongation caused by other medicinal products (such as amiodarone) may be amplified via the inhibition of cytochrome P450 (CYP) 3A4 (See **PRECAUTIONS: Drug Interactions.**) During post-marketing surveillance, there have been rare cases of QT prolongation and torsade de

pointes in patients taking fluconazole. Most of these reports involved seriously ill patients with multiple confounding risk factors, such as structural heart disease, electrolyte abnormalities, and concomitant medications that may have been contributory. Patients with hypokalemia and advanced cardiac failure are at an increased risk for the occurrence of life-threatening ventricular arrhythmias and torsade de pointes.

Fluconazole should be administered with caution to patients with these potentially proarrhythmic conditions.

Concomitant use of fluconazole and erythromycin has the potential to increase the risk of cardiotoxicity (prolonged QT interval, torsade de pointes) and consequently sudden heart death. This combination should be avoided.

Fluconazole should be administered with caution to patients with renal dysfunction.

Adrenal insufficiency has been reported in patients receiving azoles, including fluconazole. Reversible cases of adrenal insufficiency have been reported in patients receiving fluconazole.

Fluconazole Powder for Oral Suspension contains sucrose and should not be used in patients with hereditary fructose, glucose/galactose malabsorption, and sucrase-isomaltase deficiency.

When driving vehicles or operating machines, it should be taken into account that occasionally dizziness or seizures may occur.

There have been reports of cases of superinfection with *Candida* species other than *C. albicans*, which are often inherently not susceptible to fluconazole (e.g., *Candida krusei*). Such cases may require alternative antifungal therapy (See **CLINICAL PHARMACOLOGY, Microbiology**).

Single Dose

The convenience and efficacy of the single dose oral tablet of fluconazole regimen for the treatment of vaginal yeast infections should be weighed against the acceptability of a higher incidence of drug related adverse events with fluconazole (26%) versus intravaginal agents (16%) in U.S. comparative clinical studies. (See **ADVERSE REACTIONS** and **CLINICAL STUDIES**.)

Drug Interactions

(See **CONTRAINDICATIONS**.) Fluconazole is a moderate CYP2C9 and CYP3A4 inhibitor. Fluconazole is also a strong inhibitor of CYP2C19. Patients treated with fluconazole, who are also concomitantly treated with drugs with a narrow therapeutic window metabolized through CYP2C9 and CYP3A4, should be monitored for adverse reactions associated with the concomitantly administered drugs. In addition to the observed /documented interactions mentioned below, there is a risk of increased plasma concentration of other compounds metabolized by CYP2C9, CYP2C19, and CYP3A4 coadministered with fluconazole. Therefore, caution should be exercised when using these combinations and the patients should be carefully monitored. The enzyme inhibiting effect of fluconazole persists 4 to 5 days after discontinuation of fluconazole treatment due to the long half-life of fluconazole. Clinically or potentially significant drug interactions between fluconazole and the following agents/classes have been observed and are described in greater detail below:

Abrocitinib

Drug interaction studies indicate that when coadministered with fluconazole (strong inhibitor of CYP2C19; moderate inhibitor of CYP2C9 and CYP3A4), the systemic exposure of abrocitinib and its active metabolites increased. (See **CLINICAL PHARMACOLOGY**.) Avoid concomitant use of abrocitinib with fluconazole. Refer to the abrocitinib Prescribing Information for additional details.

Alfentanil

A study observed a reduction in clearance and distribution volume as well as prolongation of $t_{1/2}$ of alfentanil following concomitant treatment with fluconazole. A possible mechanism of action is fluconazole's inhibition of CYP3A4. Dosage adjustment of alfentanil may be necessary.

Amiodarone

Concomitant administration of fluconazole with amiodarone may increase QT prolongation. Caution must be exercised if the concomitant use of fluconazole and amiodarone is necessary, notably with high dose fluconazole (800 mg).

Amitriptyline, nortriptyline

Fluconazole increases the effect of amitriptyline and nortriptyline. 5-Nortriptyline and/or S-amitriptyline may be measured at initiation of the combination therapy and after 1 week. Dosage of amitriptyline/nortriptyline should be adjusted, if necessary.

Amphotericin B

Concurrent administration of fluconazole and amphotericin B in infected normal and immunosuppressed mice showed the following results: a small additive antifungal effect in systemic infection with *Candida albicans*, no interaction in intracranial infection with *Cryptococcus neoformans*, and antagonism of the two drugs in systemic infection with *A. fumigatus*. The clinical significance of results obtained in these studies is unknown.

Azithromycin

An open-label, randomized, three-way crossover study in 18 healthy subjects assessed the effect of a single 1200 mg oral dose of azithromycin on the pharmacokinetics of a single 800 mg oral dose of fluconazole as well as the effects of fluconazole on the pharmacokinetics of azithromycin. There was no significant pharmacokinetic interaction between fluconazole and azithromycin.

Calcium channel blockers

Certain calcium channel antagonists (nifedipine, isradipine, amlodipine, verapamil, and felodipine) are metabolized by CYP3A4. Fluconazole has the potential to increase the systemic exposure of the calcium channel antagonists. Frequent monitoring for adverse events is recommended.

Carbamazepine

Fluconazole inhibits the metabolism of carbamazepine and an increase in serum carbamazepine of 30% has been observed. There is a risk of developing carbamazepine

toxicity. Dosage adjustment of carbamazepine may be necessary depending on concentration measurements/effect.

Celecoxib

During concomitant treatment with fluconazole (200 mg daily) and celecoxib (200 mg), the celecoxib C_{max} and AUC increased by 68% and 134%, respectively. Half of the celecoxib dose may be necessary when combined with fluconazole.

Coumarin-type anticoagulants

Prothrombin time may be increased in patients receiving concomitant fluconazole and coumarin-type anticoagulants. In post-marketing experience, as with other azole antifungals, bleeding events (bruising, epistaxis, gastrointestinal bleeding, hematuria, and melena) have been reported in association with increases in prothrombin time in patients receiving fluconazole concurrently with warfarin. Careful monitoring of prothrombin time in patients receiving fluconazole and coumarin-type anticoagulants is recommended. Dose adjustment of warfarin may be necessary. (See **CLINICAL PHARMACOLOGY: Drug Interaction Studies.**)

Cyclophosphamide

Combination therapy with cyclophosphamide and fluconazole results in an increase in serum bilirubin and serum creatinine. The combination may be used while taking increased consideration to the risk of increased serum bilirubin and serum creatinine.

Cyclosporine

Fluconazole significantly increases cyclosporine levels in renal transplant patients with or without renal impairment. Careful monitoring of cyclosporine concentrations and serum creatinine is recommended in patients receiving fluconazole and cyclosporine. (See **CLINICAL PHARMACOLOGY: Drug Interaction Studies.**) This combination may be used by reducing the dosage of cyclosporine depending on cyclosporine concentration.

Fentanyl

One fatal case of possible fentanyl-fluconazole interaction was reported. The author judged that the patient died from fentanyl intoxication. Furthermore, in a randomized crossover study with 12 healthy volunteers, it was shown that fluconazole delayed the elimination of fentanyl significantly. Elevated fentanyl concentration may lead to respiratory depression.

HMG-CoA reductase inhibitors

The risk of myopathy and rhabdomyolysis increases when fluconazole is coadministered with HMG-CoA reductase inhibitors metabolized through CYP3A4, such as atorvastatin and simvastatin, or through CYP2C9, such as fluvastatin (decreased hepatic metabolism of the statin). If concomitant therapy is necessary, the patient should be observed for symptoms of myopathy and rhabdomyolysis and creatinine kinase should be monitored. HMG-CoA reductase inhibitors should be discontinued if a marked increase in creatinine kinase is observed or myopathy/rhabdomyolysis is diagnosed or suspected. Dose reduction of statins may be needed. Refer to the statin-specific prescribing information for details.

Hydrochlorothiazide

In a pharmacokinetic interaction study, coadministration of multiple-dose hydrochlorothiazide to healthy volunteers receiving fluconazole increased plasma concentrations of fluconazole by 40%. An effect of this magnitude should not necessitate a change in the fluconazole dose regimen in subjects receiving concomitant diuretics.

Ibrutinib

Moderate inhibitors of CYP3A4 such as fluconazole may increase plasma ibrutinib concentrations and increase risk of adverse reactions associated with ibrutinib. If ibrutinib and fluconazole are concomitantly administered, reduce the dose of ibrutinib as instructed in ibrutinib prescribing information and the patient should be frequently monitored for any adverse reactions associated with ibrutinib.

Ivacaftor and fixed dose ivacaftor combinations (e.g., tezacaftor/ivacaftor and ivacaftor/tezacaftor/elexacaftor)

Coadministration with ivacaftor, a cystic fibrosis transmembrane conductance regulator (CFTR) potentiator, increased ivacaftor exposure by 3-fold. If used concomitantly with a moderate inhibitor of CYP3A4, such as fluconazole, a reduction in the dose of ivacaftor (or ivacaftor combination) is recommended as instructed in the ivacaftor (or ivacaftor combination) prescribing information.

Lemborexant

Concomitant administration of fluconazole increased lemborexant C_{max} and AUC by approximately 1.6- and 4.2-fold, respectively which is expected to increase risk of adverse reactions, such as somnolence. Avoid concomitant use of fluconazole with lemborexant.

Losartan

Fluconazole inhibits the metabolism of losartan to its active metabolite (E-31 74) which is responsible for most of the angiotensin II-receptor antagonism which occurs during treatment with losartan. Patients should have their blood pressure monitored continuously.

Lurasidone

Concomitant use of moderate inhibitors of CYP3A4 such as fluconazole may increase lurasidone plasma concentrations. If concomitant use cannot be avoided, reduce the dose of lurasidone as instructed in the lurasidone prescribing information.

Methadone

Fluconazole may enhance the serum concentration of methadone. Dosage adjustment of methadone may be necessary.

Non-steroidal anti-inflammatory drugs

The C_{max} and AUC of flurbiprofen were increased by 23% and 81%, respectively, when

coadministered with fluconazole compared to administration of flurbiprofen alone. Similarly, the C_{max} and AUC of the pharmacologically active isomer [S-(+)-ibuprofen] were increased by 15% and 82%, respectively, when fluconazole was coadministered with racemic ibuprofen (400 mg) compared to administration of racemic ibuprofen alone.

Although not specifically studied, fluconazole has the potential to increase the systemic exposure of other non-steroidal anti-inflammatory drugs (NSAIDs) that are metabolized by CYP2C9 (e.g., naproxen, lornoxicam, meloxicam, diclofenac). Frequent monitoring for adverse events and toxicity related to NSAIDs is recommended. Adjustment of dosage of NSAIDs may be needed.

Olaparib

Moderate inhibitors of CYP3A4 such as fluconazole increase olaparib plasma concentrations; concomitant use is not recommended. If the combination cannot be avoided, reduce the dose of olaparib as instructed in the LYNPARZA[®] (Olaparib) Prescribing Information.

Oral contraceptives

Two pharmacokinetic studies with a combined oral contraceptive have been performed using multiple doses of fluconazole. There were no relevant effects on hormone level in the 50 mg fluconazole study, while at 200 mg daily, the AUCs of ethinyl estradiol and levonorgestrel were increased 40% and 24%, respectively. Thus, multiple-dose use of fluconazole at these doses is unlikely to have an effect on the efficacy of the combined oral contraceptive.

Oral hypoglycemics

Clinically significant hypoglycemia may be precipitated by the use of fluconazole with oral hypoglycemic agents; one fatality has been reported from hypoglycemia in association with combined fluconazole and glyburide use. Fluconazole reduces the metabolism of tolbutamide, glyburide, and glipizide and increases the plasma concentration of these agents. When fluconazole is used concomitantly with these or other sulfonylurea oral hypoglycemic agents, blood glucose concentrations should be carefully monitored and the dose of the sulfonylurea should be adjusted as necessary. (See **CLINICAL PHARMACOLOGY: Drug Interaction Studies.**)

Phenytoin

Fluconazole increases the plasma concentrations of phenytoin. Careful monitoring of phenytoin concentrations in patients receiving fluconazole and phenytoin is recommended. (See **CLINICAL PHARMACOLOGY: Drug Interaction Studies.**)

Pimozide

Although not studied *in vitro* or *in vivo*, concomitant administration of fluconazole with pimozide may result in inhibition of pimozide metabolism. Increased pimozide plasma concentrations can lead to QT prolongation and rare occurrences of torsade de pointes. Coadministration of fluconazole and pimozide is contraindicated.

Prednisone

There was a case report that a liver-transplanted patient treated with prednisone developed acute adrenal cortex insufficiency when a 3 month therapy with fluconazole was discontinued. The discontinuation of fluconazole presumably caused an enhanced CYP3A4 activity which led to increased metabolism of prednisone. Patients on long-term treatment with fluconazole and prednisone should be carefully monitored for adrenal cortex insufficiency when fluconazole is discontinued.

Quinidine

Although not studied *in vitro* or *in vivo*, concomitant administration of fluconazole with quinidine may result in inhibition of quinidine metabolism. Use of quinidine has been associated with QT prolongation and rare occurrences of torsade de pointes. Coadministration of fluconazole and quinidine is contraindicated. (See **CONTRAINDICATIONS.**)

Rifabutin

There have been reports that an interaction exists when fluconazole is administered concomitantly with rifabutin, leading to increased serum levels of rifabutin up to 80%. There have been reports of uveitis in patients to whom fluconazole and rifabutin were coadministered. Patients receiving rifabutin and fluconazole concomitantly should be carefully monitored. (See **CLINICAL PHARMACOLOGY: Drug Interaction Studies.**)

Rifampin

Rifampin enhances the metabolism of concurrently administered fluconazole. Depending on clinical circumstances, consideration should be given to increasing the dose of fluconazole when it is administered with rifampin. (See **CLINICAL PHARMACOLOGY: Drug Interaction Studies.**)

Saquinavir

Fluconazole increases the AUC of saquinavir by approximately 50%, C_{max} by approximately 55%, and decreases the clearance of saquinavir by approximately 50% due to inhibition of saquinavir's hepatic metabolism by CYP3A4 and inhibition of P-glycoprotein. Dosage adjustment of saquinavir may be necessary.

Short-acting benzodiazepines

Following oral administration of midazolam, fluconazole resulted in substantial increases in midazolam concentrations and psychomotor effects. This effect on midazolam appears to be more pronounced following oral administration of fluconazole than with fluconazole administered intravenously. If short-acting benzodiazepines, which are metabolized by the cytochrome P450 system, are concomitantly administered with fluconazole, consideration should be given to decreasing the benzodiazepine dosage, and the patients should be appropriately monitored. (See **CLINICAL PHARMACOLOGY: Drug Interaction Studies.**)

Sirolimus

Fluconazole increases plasma concentrations of sirolimus presumably by inhibiting the metabolism of sirolimus via CYP3A4 and P-glycoprotein. This combination may be used with a dosage adjustment of sirolimus depending on the effect/concentration

measurements.

Tacrolimus

Fluconazole may increase the serum concentrations of orally administered tacrolimus up to 5 times due to inhibition of tacrolimus metabolism through CYP3A4 in the intestines. No significant pharmacokinetic changes have been observed when tacrolimus is given intravenously. Increased tacrolimus levels have been associated with nephrotoxicity. Dosage of orally administered tacrolimus should be decreased depending on tacrolimus concentration. (See **CLINICAL PHARMACOLOGY: Drug Interaction Studies.**)

Theophylline

Fluconazole increases the serum concentrations of theophylline. Careful monitoring of serum theophylline concentrations in patients receiving fluconazole and theophylline is recommended. (See **CLINICAL PHARMACOLOGY: Drug Interaction Studies.**)

Tofacitinib

Systemic exposure to tofacitinib is increased when tofacitinib is coadministered with fluconazole. Reduce the dose of tofacitinib when given concomitantly with fluconazole (i.e., from 5 mg twice daily to 5 mg once daily as instructed in the XELJANZ[®] [tofacitinib] label). (See **CLINICAL PHARMACOLOGY: Drug Interaction Studies.**)

Tolvaptan

Plasma exposure to tolvaptan is significantly increased (200% in AUC; 80% in C_{max}) when tolvaptan, a CYP3A4 substrate, is coadministered with fluconazole, a moderate CYP3A4 inhibitor. This interaction may result in the risk of a significant increase in adverse reactions associated with tolvaptan, particularly significant diuresis, dehydration and acute renal failure. If tolvaptan and fluconazole are concomitantly administered, the tolvaptan dose should be reduced as instructed in the tolvaptan prescribing information and the patient should be frequently monitored for any adverse reactions associated with tolvaptan.

Triazolam

Fluconazole increases the AUC of triazolam (single dose) by approximately 50%, C_{max} by 20% to 32%, and increases $t_{1/2}$ by 25% to 50% due to the inhibition of metabolism of triazolam. Dosage adjustments of triazolam may be necessary.

Vinca alkaloids

Although not studied, fluconazole may increase the plasma levels of the vinca alkaloids (e.g., vincristine and vinblastine) and lead to neurotoxicity, which is possibly due to an inhibitory effect on CYP3A4.

Vitamin A

Based on a case report in one patient receiving combination therapy with all-trans-retinoid acid (an acid form of vitamin A) and fluconazole, central nervous system (CNS) related undesirable effects have developed in the form of pseudotumor cerebri, which disappeared after discontinuation of fluconazole treatment. This combination may be

used but the incidence of CNS related undesirable effects should be borne in mind.

Voriconazole

Avoid concomitant administration of voriconazole and fluconazole. Monitoring for adverse events and toxicity related to voriconazole is recommended; especially, if voriconazole is started within 24 h after the last dose of fluconazole. (See **CLINICAL PHARMACOLOGY: Drug Interaction Studies.**)

Zidovudine

Fluconazole increases the C_{max} and AUC of zidovudine by 84% and 74%, respectively, due to an approximately 45% decrease in oral zidovudine clearance. The half-life of zidovudine was likewise prolonged by approximately 128% following combination therapy with fluconazole. Patients receiving this combination should be monitored for the development of zidovudine-related adverse reactions. Dosage reduction of zidovudine may be considered.

Physicians should be aware that interaction studies with medications other than those listed in the **CLINICAL PHARMACOLOGY** section have not been conducted, but such interactions may occur.

Carcinogenesis, Mutagenesis, and Impairment of Fertility

Fluconazole showed no evidence of carcinogenic potential in mice and rats treated orally for 24 months at doses of 2.5 mg/kg/day, 5 mg/kg/day, or 10 mg/kg/day (approximately 2 to 7 times the recommended human dose). Male rats treated with 5 mg/kg/day and 10 mg/kg/day had an increased incidence of hepatocellular adenomas.

Fluconazole, with or without metabolic activation, was negative in tests for mutagenicity in four strains of *S. typhimurium*, and in the mouse lymphoma L5178Y system. Cytogenetic studies *in vivo* (murine bone marrow cells, following oral administration of fluconazole) and *in vitro* (human lymphocytes exposed to fluconazole at 1000 mcg/mL) showed no evidence of chromosomal mutations.

Fluconazole did not affect the fertility of male or female rats treated orally with daily doses of 5 mg/kg, 10 mg/kg, or 20 mg/kg or with parenteral doses of 5 mg/kg, 25 mg/kg, or 75 mg/kg, although the onset of parturition was slightly delayed at 20 mg/kg PO. In an intravenous perinatal study in rats at 5 mg/kg, 20 mg/kg, and 40 mg/kg, dystocia and prolongation of parturition were observed in a few dams at 20 mg/kg (approximately 5 to 15 times the recommended human dose) and 40 mg/kg, but not at 5 mg/kg. The disturbances in parturition were reflected by a slight increase in the number of still born pups and decrease of neonatal survival at these dose levels. The effects on parturition in rats are consistent with the species specific estrogen-lowering property produced by high doses of fluconazole. Such a hormone change has not been observed in women treated with fluconazole. (See **CLINICAL PHARMACOLOGY.**)

Pregnancy

Teratogenic Effects

Potential for Fetal Harm

Use in pregnancy should be avoided except in patients with severe or potentially life-threatening fungal infections in whom fluconazole may be used if the anticipated benefit outweighs the possible risk to the fetus. A few published case reports describe a pattern of distinct congenital anomalies in infants exposed *in utero* to high dose maternal fluconazole (400 to 800 mg/day) during most or all of the first trimester. These reported anomalies are similar to those seen in animal studies. Effective contraceptive measures should be considered in women of child-bearing potential who are being treated with fluconazole 400 to 800 mg/day and should continue throughout the treatment period and for approximately 1 week (5 to 6 half-lives) after the final dose. If fluconazole is used during pregnancy, or if the patient becomes pregnant while taking the drug, the patient should be informed of the potential hazard to the fetus. Spontaneous abortions and congenital abnormalities have been suggested as potential risks associated with 150 mg of fluconazole as a single or repeated dose in the first trimester of pregnancy based on retrospective epidemiological studies. There are no adequate and well-controlled studies of fluconazole in pregnant women. (See **WARNINGS: Potential for Fetal Harm.**)

Human Data

Case reports describe a distinctive and rare pattern of birth defects among infants whose mothers received high-dose (400 to 800 mg/day) fluconazole during most or all of the first trimester of pregnancy. The features seen in these infants include: brachycephaly, abnormal facies, abnormal calvarial development, cleft palate, femoral bowing, thin ribs and long bones, arthrogryposis, and congenital heart disease. These effects are similar to those seen in animal studies.

Epidemiological studies suggest a potential risk of spontaneous abortion and congenital abnormalities in infants whose mothers were treated with 150 mg of fluconazole as a single or repeated dose in the first trimester, but these epidemiological studies have limitations and these findings have not been confirmed in controlled clinical trials.

Animal Data

Fluconazole was administered orally to pregnant rabbits during organogenesis in two studies at doses of 5 mg/kg, 10 mg/kg, and 20 mg/kg and at 5 mg/kg, 25 mg/kg, and 75 mg/kg, respectively. Maternal weight gain was impaired at all dose levels (approximately 0.25 to 4 times the 400 mg clinical dose based on body surface area [BSA] comparison), and abortions occurred at 75 mg/kg (approximately 4 times the 400 mg clinical dose based on BSA); no adverse fetal effects were observed.

In several studies in which pregnant rats received fluconazole orally during organogenesis, maternal weight gain was impaired and placental weights were increased at 25 mg/kg. There were no fetal effects at 5 mg/kg or 10 mg/kg; increases in fetal anatomical variants (supernumerary ribs, renal pelvis dilation) and delays in ossification were observed at 25 mg/kg and 50 mg/kg and higher doses. At doses ranging from 80 to 320 mg/kg (approximately 2 to 8 times the 400 mg clinical dose based on BSA), embryoletality in rats was increased and fetal abnormalities included wavy ribs, cleft palate, and abnormal craniofacial ossification. These effects are consistent with the inhibition of estrogen synthesis in rats and may be a result of known effects of lowered estrogen on pregnancy, organogenesis, and parturition.

Nursing Mothers

Fluconazole was present in low levels in breast milk following administration of a single 150 mg dose, based on data from a study in 10 breastfeeding women who temporarily or permanently discontinued breastfeeding 5 days to 19 months postpartum. The estimated daily infant dose of fluconazole from breast milk (assuming mean milk consumption of 150 mL/kg/day) based on the mean peak milk concentration (2.61 mcg/mL [range: 1.57 to 3.65 mcg/mL] at 5.2 hours post-dose) was 0.39 mg/kg/day, which is approximately 13% of the recommended pediatric dose for oropharyngeal candidiasis. (Labeled pediatric dose is 6 mg/kg/day on the first day followed by 3 mg/kg/day; estimated infant dose is 13% of 3 mg/kg/day maintenance dose). There are no data on fluconazole levels in milk after repeated use or after high-dose fluconazole. A published survey of 96 breastfeeding women who were treated with fluconazole 150 mg every other day (average of 7.3 capsules [range 1 to 29 capsules]) for lactation-associated candida of the breasts reported no serious adverse reactions in infants. Caution should be exercised when fluconazole is administered to a nursing woman.

Pediatric Use

Use in Pediatric Patients for the Treatment of Oropharyngeal Candidiasis

An open-label, randomized, controlled trial has shown fluconazole to be effective in the treatment of oropharyngeal candidiasis in pediatric patients 6 months to 13 years of age. (See **CLINICAL STUDIES.**)

Use in Pediatric Patients for the Treatment of *Candida* Esophagitis, Systemic *Candida* Infections, or Cryptococcal Meningitis

The use of fluconazole in pediatric patients with cryptococcal meningitis, *Candida* esophagitis, or systemic *Candida* infections is supported by the efficacy shown for these indications in adults and by the results from several small noncomparative pediatric clinical studies. In addition, pharmacokinetic studies in pediatric patients (See **CLINICAL PHARMACOLOGY.**) have established a dose proportionality between pediatric patients and adults. (See **DOSAGE AND ADMINISTRATION.**)

In a noncomparative study of fluconazole administered to pediatric patients (from birth to less than 17 years) with serious systemic fungal infections, most of which were candidemia, the effectiveness of fluconazole was similar to that reported for the treatment of candidemia in adults. Of 17 subjects with culture-confirmed candidemia, 11 of 14 (79%) with baseline symptoms (3 were asymptomatic) had a clinical cure; 13/15 (87%) of evaluable patients had a mycologic cure at the end of treatment but two of these patients relapsed at 10 and 18 days, respectively, following cessation of therapy.

The efficacy of fluconazole for the suppression of cryptococcal meningitis was successful in 4 of 5 pediatric patients (4 years to 10 years of age) treated in a compassionate-use study of fluconazole for the treatment of life-threatening or serious mycosis.

There are limited clinical data to support the efficacy of fluconazole for the primary treatment of cryptococcal meningitis in pediatric patients.

The safety profile of fluconazole has been studied in 577 pediatric patients 1 from 1 day to 17 years of age who received doses ranging from 1 to 15 mg/kg/day for 1 to 1,616 days. (See **ADVERSE REACTIONS.**)

Use in Pediatric Patients on Extracorporeal Membrane Oxygenation (ECMO)

A prospective, open-label, single-center study was conducted to determine the PK and safety of fluconazole in pediatric patients (ages: from birth to 17 years of age) on ECMO (See **CLINICAL PHARMACOLOGY**). A loading dose of 35-mg/kg is recommended in pediatric patients on ECMO due to increased volume of distribution (See **DOSAGE AND ADMINISTRATION**).

Use in Prophylaxis of Invasive *Candida* Infections in Pediatric Patients (premature infants weighing less than 750 grams at birth)

Safety and effectiveness of fluconazole for the prophylaxis of invasive candidiasis in pediatric patients (premature infants weighing less than 750 grams at birth) have not been established.

A prospective, randomized, double-blind, placebo-controlled, multicenter trial was conducted in premature infants weighing less than 750 grams at birth to evaluate the efficacy and safety of prophylactic fluconazole 6-mg/kg administered twice weekly for 6 weeks versus placebo (NCT00734539). Efficacy was assessed using the endpoint of death or candidiasis by study day 49. The results are summarized in Table 4.

Table 4: Death or Candidiasis by Day 49 in Premature Infants Receiving Fluconazole Prophylaxis

	Fluconazole (N=188) n (%)	Placebo (N=173) n (%)	P-value	Difference (95% CI)
Death or candidiasis*	33 (17.6)	38 (22.0)	0.2954	-4.4(-12.6, 3.8)
Components of endpoint**				
Death	27 (14.4)	25 (14.5)		
Candidiasis	6 (3.2)	16 (9.2)		
Missing	2 (1.0)	1 (0.5)		

* Subjects with missing data are imputed as having candidiasis or died.

**Subjects may be counted more than once as two fluconazole subjects and four placebo subjects diagnosed with candidiasis subsequently died by day 49.

The most common fatal serious adverse reactions in the fluconazole vs placebo arms, respectively, were necrotizing enterocolitis (NEC), 9 (5%) vs 9 (5%); neonatal bacterial sepsis, 6 (3%) vs 7 (4%); and neonatal respiratory failure, 4 (2%) vs 2 (0.6%).

The most common serious adverse reactions (>5%), reported in patients receiving fluconazole prophylaxis are displayed in Table 5.

Table 5. Serious Adverse Reactions* Occurring in >5% of Infants Receiving Fluconazole Prophylaxis

Adverse Reaction	Fluconazole (N=188) n(%)	Placebo (N=173) n (%)
Necrotizing Enterocolitis (NEC)	27 (14)	28 (16)

Intestinal Perforation (includes ileal/small intestinal perforation)	13 (7)	7 (4)
Neonatal Respiratory Arrest/Neonatal Respiratory Failure	13 (7)	4 (2)
Bacterial Sepsis, Neonatal	10 (5)	12 (7)

*All serious adverse reactions were assessed and recorded up through 30 days after the final dose of study drug. Serious adverse reactions included both fatal and non-fatal outcomes.

Geriatric Use

In non-AIDS patients, side effects possibly related to fluconazole treatment were reported in fewer patients aged 65 and older (9%, n =339) than for younger patients (14%, n=2240). However, there was no consistent difference between the older and younger patients with respect to individual side effects. Of the most frequently reported (>1%) side effects, rash, vomiting, and diarrhea occurred in greater proportions of older patients. Similar proportions of older patients (2.4%) and younger patients (1.5%) discontinued fluconazole therapy because of side effects. In post-marketing experience, spontaneous reports of anemia and acute renal failure were more frequent among patients 65 years of age or older than in those between 12 and 65 years of age. Because of the voluntary nature of the reports and the natural increase in the incidence of anemia and renal failure in the elderly, it is however not possible to establish a causal relationship to drug exposure.

Controlled clinical trials of fluconazole did not include sufficient numbers of patients aged 65 and older to evaluate whether they respond differently from younger patients in each indication. Other reported clinical experience has not identified differences in responses between the elderly and younger patients.

Fluconazole is primarily cleared by renal excretion as unchanged drug. Because elderly patients are more likely to have decreased renal function, care should be taken to adjust dose based on creatinine clearance. It may be useful to monitor renal function. (See **CLINICAL PHARMACOLOGY** and **DOSAGE AND ADMINISTRATION**.)

ADVERSE REACTIONS

Fluconazole is generally well tolerated.

In some patients, particularly those with serious underlying diseases such as AIDS and cancer, changes in renal and hematological function test results and hepatic abnormalities have been observed during treatment with fluconazole and comparative agents, but the clinical significance and relationship to treatment is uncertain.

In Patients Receiving a Single Dose for Vaginal Candidiasis

During comparative clinical studies conducted in the United States, 448 patients with vaginal candidiasis were treated with fluconazole, 150 mg single dose. The overall incidence of side effects possibly related to fluconazole was 26%. In 422 patients receiving active comparative agents, the incidence was 16%. The most common treatment-related adverse events reported in the patients who received 150 mg single

dose fluconazole for vaginitis were headache (13%), nausea (7%), and abdominal pain (6%). Other side effects reported with an incidence equal to or greater than 1% included diarrhea (3%), dyspepsia (1%), dizziness (1%), and taste perversion (1%). Most of the reported side effects were mild to moderate in severity. Rarely, angioedema and anaphylactic reaction have been reported in marketing experience.

In Patients Receiving Multiple Doses for Other Infections

Sixteen percent of over 4000 patients treated with fluconazole in clinical trials of 7 days or more experienced adverse events. Treatment was discontinued in 1.5% of patients due to adverse clinical events and in 1.3% of patients due to laboratory test abnormalities.

Clinical adverse events were reported more frequently in HIV infected patients (21%) than in non-HIV infected patients (13%); however, the patterns in HIV infected and non-HIV infected patients were similar. The proportions of patients discontinuing therapy due to clinical adverse events were similar in the two groups (1.5%).

The following treatment-related clinical adverse events occurred at an incidence of 1% or greater in 4048 patients receiving fluconazole for 7 or more days in clinical trials: nausea 3.7%, headache 1.9%, skin rash 1.8%, vomiting 1.7%, abdominal pain 1.7%, and diarrhea 1.5%.

Hepato-biliary

In combined clinical trials and marketing experience, there have been rare cases of serious hepatic reactions during treatment with fluconazole. (See **WARNINGS**) The spectrum of these hepatic reactions has ranged from mild transient elevations in transaminases to clinical hepatitis, cholestasis and fulminant hepatic failure, including fatalities. Instances of fatal hepatic reactions were noted to occur primarily in patients with serious underlying medical conditions (predominantly AIDS or malignancy) and often while taking multiple concomitant medications. Transient hepatic reactions, including hepatitis and jaundice, have occurred among patients with no other identifiable risk factors. In each of these cases, liver function returned to baseline on discontinuation of fluconazole.

In two comparative trials evaluating the efficacy of fluconazole for the suppression of relapse of cryptococcal meningitis, a statistically significant increase was observed in median AST (SGOT) levels from a baseline value of 30 IU/L to 41 IU/L in one trial and 34 IU/L to 66 IU/L in the other. The overall rate of serum transaminase elevations of more than 8 times the upper limit of normal was approximately 1% in fluconazole-treated patients in clinical trials. These elevations occurred in patients with severe underlying disease, predominantly AIDS or malignancies, most of whom were receiving multiple concomitant medications, including many known to be hepatotoxic. The incidence of abnormally elevated serum transaminases was greater in patients taking fluconazole concomitantly with one or more of the following medications: rifampin, phenytoin, isoniazid, valproic acid, or oral sulfonylurea hypoglycemic agents.

Post-Marketing Experience

In addition, the following adverse events have occurred during post-marketing experience.

Immunologic: In rare cases, anaphylaxis (including angioedema, face edema, and pruritus) has been reported.

Body as a Whole: Asthenia, fatigue, fever, malaise.

Cardiovascular: QT prolongation, torsade de pointes. (See **PRECAUTIONS.**)

Central Nervous System: Seizures, dizziness.

Hematopoietic and Lymphatic: Leukopenia, including neutropenia and agranulocytosis, thrombocytopenia.

Metabolic: Hypercholesterolemia, hypertriglyceridemia, hypokalemia.

Gastrointestinal: Cholestasis, dry mouth, hepatocellular damage, dyspepsia, vomiting.

Other Senses: Taste perversion.

Musculoskeletal System: myalgia.

Nervous System: Insomnia, paresthesia, somnolence, tremor, vertigo.

Skin and Appendages: Acute generalized exanthematous pustulosis, drug eruption including fixed drug eruption, increased sweating, exfoliative skin disorders including Stevens-Johnson syndrome and toxic epidermal necrolysis, drug reaction with eosinophilia and systemic symptoms (DRESS) (See **WARNINGS**), alopecia.

Adverse Reactions in Pediatric Patients

The pattern and incidence of adverse events and laboratory abnormalities recorded during pediatric clinical trials are comparable to those seen in adults.

In Phase II/III clinical trials conducted in the United States and in Europe, 577 pediatric patients, ages 1 day to 17 years were treated with fluconazole at doses up to 15 mg/kg/day for up to 1,616 days. Thirteen percent of pediatric patients experienced treatment-related adverse events. The most commonly reported events were vomiting (5%), abdominal pain (3%), nausea (2%), and diarrhea (2%). Treatment was discontinued in 2.3% of patients due to adverse clinical events and in 1.4% of patients due to laboratory test abnormalities. The majority of treatment-related laboratory abnormalities were elevations of transaminases or alkaline phosphatase.

Percentage of Patients With Treatment-Related Side Effects

	Fluconazole (N=577)	Comparative Agents (N=451)
With any side effect	13.0	9.3
Vomiting	5.4	5.1
Abdominal pain	2.8	1.6
Nausea	2.3	1.6
Diarrhea	2.1	2.2

Clinical Trials Experience in Pediatric Patients

Safety in Prophylaxis of Invasive *Candida* Infections in Premature infants weighing less than 750 grams at birth

In a Phase 3 clinical trial of pediatric patients (premature infants weighing less than 750 grams at birth), the incidence of intestinal perforation in infants receiving fluconazole prophylaxis was higher compared to infants receiving placebo (See **PRECAUTIONS: Pediatric Use**).

Safety in Pediatric Patients Receiving ECMO

A cohort of 20 pediatric patients (1 day to 17 years of age) on ECMO received fluconazole in a prospective, open-label, single-center safety and PK ECMO study. The adverse reaction profile of fluconazole in these patients was similar to that of adult and pediatric non-ECMO patients (See **PRECAUTIONS: Pediatric Use**).

OVERDOSAGE

There have been reports of overdose with fluconazole accompanied by hallucination and paranoid behavior.

In the event of overdose, symptomatic treatment (with supportive measures and gastric lavage if clinically indicated) should be instituted.

Fluconazole is largely excreted in urine. A 3-hour hemodialysis session decreases plasma levels by approximately 50%.

In mice and rats receiving very high doses of fluconazole, clinical effects in both species included decreased motility and respiration, ptosis, lacrimation, salivation, urinary incontinence, loss of righting reflex, and cyanosis; death was sometimes preceded by clonic convulsions.

DOSAGE AND ADMINISTRATION

Dosage and Administration in Adults

Single Dose

Vaginal candidiasis

The recommended dosage of fluconazole for vaginal candidiasis is 150 mg as a single oral dose.

Multiple Dose

SINCE ORAL ABSORPTION IS RAPID AND ALMOST COMPLETE, THE DAILY DOSE OF FLUCONAZOLE IS THE SAME FOR ORAL (TABLETS AND SUSPENSION) AND INTRAVENOUS ADMINISTRATION. In general, a loading dose of twice the daily dose is recommended on the first day of therapy to result in plasma concentrations close to steady-state by the second day of therapy.

The daily dose of fluconazole for the treatment of infections other than vaginal candidiasis should be based on the infecting organism and the patient's response to therapy. Treatment should be continued until clinical parameters or laboratory tests

indicate that active fungal infection has subsided. An inadequate period of treatment may lead to recurrence of active infection. Patients with AIDS and cryptococcal meningitis or recurrent oropharyngeal candidiasis usually require maintenance therapy to prevent relapse.

Oropharyngeal candidiasis

The recommended dosage of fluconazole for oropharyngeal candidiasis is 200 mg on the first day, followed by 100 mg once daily. Clinical evidence of oropharyngeal candidiasis generally resolves within several days, but treatment should be continued for at least 2 weeks to decrease the likelihood of relapse.

Esophageal candidiasis

The recommended dosage of fluconazole for esophageal candidiasis is 200 mg on the first day, followed by 100 mg once daily. Doses up to 400 mg/day may be used, based on medical judgment of the patient's response to therapy. Patients with esophageal candidiasis should be treated for a minimum of three weeks and for at least two weeks following resolution of symptoms.

Systemic Candida infections

For systemic *Candida* infections including candidemia, disseminated candidiasis, and pneumonia, optimal therapeutic dosage and duration of therapy have not been established. In open, noncomparative studies of small numbers of patients, doses of up to 400 mg daily have been used.

Urinary tract infections and peritonitis

For the treatment of *Candida* urinary tract infections and peritonitis, daily doses of 50 to 200 mg have been used in open, noncomparative studies of small numbers of patients.

Cryptococcal meningitis

The recommended dosage for treatment of acute cryptococcal meningitis is 400 mg on the first day, followed by 200 mg once daily. A dosage of 400 mg once daily may be used, based on medical judgment of the patient's response to therapy. The recommended duration of treatment for initial therapy of cryptococcal meningitis is 10 to 12 weeks after the cerebrospinal fluid becomes culture negative. The recommended dosage of fluconazole for suppression of relapse of cryptococcal meningitis in patients with AIDS is 200 mg once daily.

Prophylaxis in patients undergoing bone marrow transplantation

The recommended fluconazole daily dosage for the prevention of candidiasis in patients undergoing bone marrow transplantation is 400 mg, once daily. Patients who are anticipated to have severe granulocytopenia (less than 500 neutrophils cells/mm³) should start fluconazole prophylaxis several days before the anticipated onset of neutropenia, and continue for 7 days after the neutrophil count rises above 1000 cells/mm³.

Dosage and Administration in Pediatric Patients

Oropharyngeal candidiasis

The recommended dosage of fluconazole for oropharyngeal candidiasis in pediatric patients 6 months and older

is 6 mg/kg on the first day, followed by 3 mg/kg once daily. Treatment should be administered for at least 2 weeks to decrease the likelihood of relapse.

Esophageal candidiasis

For the treatment of esophageal candidiasis, the recommended dosage of fluconazole in pediatric patients 6 months and older is 6 mg/kg on the first day, followed by 3 mg/kg once daily. Doses up to 12 mg/kg/day may be used, based on medical judgment of the patient's response to therapy. Patients with esophageal candidiasis should be treated for a minimum of three weeks and for at least 2 weeks following the resolution of symptoms.

Systemic Candida infections

The following dosing regimens in Table 6 are recommended for pediatric patients to achieve systemic exposures similar to adults for the treatment of systemic Candida infections, i.e., to maintain an AUC₀₋₂₄ between 400-800 mg*h/L.

Table 6: Recommended Dosing Regimens for the Treatment of Systemic Candida Infections in Pediatric Patients

Patient Age	Dosing Regimen
3 months and older	A loading dose of 25-mg/kg on the first day (not to exceed 800 mg) followed by 12-mg/kg once daily (not to exceed 400 mg)
Birth to 3 months postnatal age and gestational age 30 weeks and above	25-mg/kg on the first day, followed by 12-mg/kg once daily
Birth to 3 months postnatal age and gestational age less than 30 weeks	25-mg/kg on the first day, followed by 9-mg/kg once daily

Patients with systemic candidiasis should be treated for a minimum of 3 weeks and for at least 2 weeks following the resolution of symptoms.

Dosing in Pediatric Patients on ECMO

The recommended dosage of fluconazole in pediatric patients 3 months and older on ECMO is 35-mg/kg on the first day (not to exceed 800 mg) followed by 12-mg/kg once daily (not to exceed 400 mg).

For patients from birth to 3 months postnatal age, and gestational age less than 30 weeks, a loading dose of 35-mg/kg on the first day followed by 9-mg/kg once daily is recommended.

For patients from birth to 3 months postnatal age and gestational age 30 weeks and above, a loading dose of 35-mg/kg on the first day followed by 12-mg/kg once daily is recommended.

Cryptococcal meningitis

For the treatment of acute cryptococcal meningitis, the recommended dosage is 12 mg/kg on the first day, followed by 6 mg/kg once daily. A dosage of 12 mg/kg once daily may be used, based on medical judgment of the patient's response to therapy. The recommended duration of treatment for initial therapy of cryptococcal meningitis is 10 to 12 weeks after the cerebrospinal fluid becomes culture negative. For suppression of relapse of cryptococcal meningitis in pediatric patients with AIDS, the recommended dose of fluconazole is 6 mg/kg once daily.

Dosage In Patients With Impaired Renal Function

Fluconazole is cleared primarily by renal excretion as unchanged drug. There is no need to adjust single dose therapy for vaginal candidiasis because of impaired renal function. In patients with impaired renal function who will receive multiple doses of fluconazole, an initial loading dose of 50 mg to 400 mg should be given. After the loading dose, the daily dose (according to indication) should be based on the following summary:

Creatinine Clearance (mL/min)	Recommended Dose (%)
>50	100
≤50 (no dialysis)	50
Hemodialysis	100% after each hemodialysis

Patients on hemodialysis should receive 100% of the recommended dose after each hemodialysis; on non-dialysis days, patients should receive a reduced dose according to their creatinine clearance.

These are suggested dose adjustments based on pharmacokinetics following administration of multiple doses. Further adjustment may be needed depending upon clinical condition.

When serum creatinine is the only measure of renal function available, the following formula (based on sex, weight, and age of the patient) should be used to estimate the creatinine clearance in adults:

Males:	$\frac{\text{Weight (kg)} \times (140 - \text{age})}{72 \times \text{serum creatinine (mg/100 mL)}}$
Females:	$0.85 \times \text{above value}$

Although the pharmacokinetics of fluconazole has not been studied in pediatric patients with renal insufficiency, dosage reduction in pediatric patients with renal insufficiency should parallel that recommended for adults. The following formula may be used to estimate creatinine clearance in pediatric patients:

K ×	$\frac{\text{linear length or height (cm)}}{\text{height (cm)}}$
-----	--

serum creatinine
(mg/100 mL)

(Where K=0.55 for pediatric patients older than 1 year and 0.45 for infants.)

Administration

Fluconazole is administered orally. Fluconazole can be taken with or without food.

Directions for Mixing the Oral Suspension

Prepare a suspension at time of dispensing as follows: tap bottle until all the powder flows freely. To reconstitute, add 24 mL of distilled water or Purified Water (USP) to fluconazole bottle and shake vigorously to suspend powder. Each bottle will deliver 35 mL of suspension. The concentrations of the reconstituted suspensions are as follows:

Fluconazole Content per Bottle	Concentration of Reconstituted Suspension
350 mg	10 mg/mL
1400 mg	40 mg/mL

Note: Shake oral suspension well before using. Store reconstituted suspension between 30°C (86°F) and 5°C (41°F) and discard unused portion after 2 weeks. Protect from freezing.

HOW SUPPLIED

Fluconazole Tablets

Pink trapezoidal tablets containing 50, 100, or 200 mg of fluconazole are packaged in bottles or unit dose blisters. The 150 mg fluconazole tablets are pink and oval shaped, packaged in a single dose unit blister.

Fluconazole Tablets are supplied as follows:

Fluconazole 50 mg Tablets: Embossed with "FLZ 50" on one side with no markings on the other side.

NDC 59762-5015-1

Bottles of 30

Fluconazole 100 mg Tablets: Embossed with "FLZ 100" on one side with no markings on the other side.

NDC 59762-5016-1

Bottles of 30

Fluconazole 150 mg Tablets: Embossed with "FLZ 150" on one side with no markings on the other side.

NDC 59762-5017-1

Unit dose package of 12

Fluconazole 200 mg Tablets: Embossed with "FLZ 200" on one side with no markings on the other side.

NDC 59762-5018-1

Bottles of 30

Storage

Store tablets below 30°C (86°F).

Fluconazole for Oral Suspension

Fluconazole for Oral Suspension is supplied as an orange-flavored powder to provide 35 mL per bottle as follows:

NDC 59762-5029-1

Fluconazole 350 mg per bottle

NDC 59762-5030-1

Fluconazole 1400 mg per bottle

Storage

Store dry powder below 30°C (86°F). Store reconstituted suspension between 30°C (86°F) and 5°C (41°F) and discard unused portion after 2 weeks. Protect from freezing.



GREENSTONE® BRAND

Distributed by:

Greenstone LLC

Morgantown, WV 26505 U.S.A.

LAB-0289-26.0

Revised: 2/2024

PATIENT INFORMATION

FLUCONAZOLE (FLEW-kan-a-zol)

(fluconazole)

Tablets

This leaflet contains important information about FLUCONAZOLE. It is not meant to take the place of your healthcare provider's instructions. Read this information carefully before you take FLUCONAZOLE. Ask your healthcare provider if you do not understand

any of this information or if you want to know more about FLUCONAZOLE.

What is FLUCONAZOLE?

FLUCONAZOLE is a prescription medicine used to treat vaginal yeast infections caused by a yeast called Candida. FLUCONAZOLE helps stop too much yeast from growing in the vagina so the yeast infection goes away.

FLUCONAZOLE is different from other treatments for vaginal yeast infections because it is a tablet taken by mouth. FLUCONAZOLE is also used for other conditions. However, this leaflet is only about using FLUCONAZOLE for vaginal yeast infections. For information about using FLUCONAZOLE for other reasons, ask your healthcare provider. See the section of this leaflet for information about vaginal yeast infections.

What is a vaginal yeast infection?

It is normal for a certain amount of yeast to be found in the vagina. Sometimes too much yeast starts to grow in the vagina and this can cause a yeast infection. Vaginal yeast infections are common. About three out of every four adult women will have at least one vaginal yeast infection during their life.

Some medicines and medical conditions can increase your chance of getting a yeast infection. If you are pregnant, have diabetes, use birth control pills, or take antibiotics you may get yeast infections more often than other women. Personal hygiene and certain types of clothing may increase your chances of getting a yeast infection. Ask your healthcare provider for tips on what you can do to help prevent vaginal yeast infections.

If you get a vaginal yeast infection, you may have any of the following symptoms:

- itching
- a burning feeling when you urinate
- redness
- soreness
- a thick white vaginal discharge that looks like cottage cheese

Do not take FLUCONAZOLE if you.

- take the following medicines:
 - o quinidine
 - o erythromycin
 - o pimozide
 - o are allergic to fluconazole, the active ingredient in FLUCONAZOLE, or any of the ingredients in FLUCONAZOLE. See the end of this Patient Information leaflet for a complete list of ingredients in FLUCONAZOLE.

Before you take FLUCONAZOLE, tell your healthcare provider about all of your medical conditions, if you:

- have liver problems
- have kidney problems
- have heart problems including heart arrhythmias
- have hypokalemia (low potassium)
- are pregnant or plan to become pregnant. Tell your healthcare provider right away if you become pregnant while taking FLUCONAZOLE. You and your healthcare provider will decide if FLUCONAZOLE is right for you. If you may become pregnant you should use a birth-control (contraceptive) method while taking FLUCONAZOLE

and for 1 week after your final dose.

- are breastfeeding or plan to breastfeed. FLUCONAZOLE can pass into your breastmilk. Talk to your healthcare provider about the best way to feed your baby while you are taking FLUCONAZOLE.

Before you start taking FLUCONAZOLE, tell your healthcare provider about all the medicines you take, including prescription and over-the-counter medicines, vitamins, and herbal supplements.

Especially tell your healthcare provider if you take:

- diabetes medicines such as glyburide, tolbutamide, glipizide
- blood pressure medicines like hydrochlorothiazide, losartan, amlodipine, verapamil, nifedipine or felodipine
- blood thinners such as warfarin
- cyclosporine, tacrolimus or sirolimus (used to prevent rejection of organ transplants)
- rifampin or rifabutin for tuberculosis
- phenytoin or carbamazepine to control seizures
- theophylline to control asthma
- quinidine (used to correct disturbances in heart rhythm)
- amiodarone (used for treating uneven heartbeats 'arrhythmias')
- amitriptyline or nortriptyline for depression
- pimozide for psychiatric illness
- amphotericin B or voriconazole for fungal infections
- erythromycin for bacterial infections
- olaparib, cyclophosphamide or vinca alkaloids such as vincristine or vinblastine for treatment of cancer
- fentanyl, alfentanil or methadone for chronic pain
- ibrutinib used for treating blood cancer
- ivacaftor or ivacaftor combinations, such as tezacaftor/ivacaftor and ivacaftor/tezacaftor/elexacaftor, used to treat cystic fibrosis
- lurasidone used to treat schizophrenia or depression
- lemborexant, used for the treatment of insomnia
- lipid lowering drugs such as atorvastatin, simvastatin, and fluvastatin
- non-steroidal anti-inflammatory drugs including celecoxib, ibuprofen, and naproxen
- prednisone, a steroid used to treat skin, gastrointestinal, hematological or respiratory disorders
- antiviral medications used to treat HIV like saquinavir or zidovudine
- tofacitinib for rheumatoid arthritis
- abrocitinib (used to treat atopic dermatitis, also known as eczema)
- vitamin A nutritional supplement
- tolvaptan used to treat hyponatremia (low levels of sodium in your blood) or to slow kidney function decline

Since there are many brand names for these medicines, check with your healthcare provider or pharmacist if you have any questions.

How should I take FLUCONAZOLE?

- Take FLUCONAZOLE exactly as your healthcare provider tells you to.
- Take FLUCONAZOLE by mouth with or without food.
- If you take too much FLUCONAZOLE, call your healthcare provider or go to the

nearest emergency room right away.

What should I avoid while taking FLUCONAZOLE?

FLUCONAZOLE can cause dizziness and seizures. Do not drive or operate machinery until you know how FLUCONAZOLE affects you.

What are the possible side effects of FLUCONAZOLE?

FLUCONAZOLE may cause serious side effects including:

- **serious liver problems.** Some people with serious medical problems have developed serious liver problems that became life-threatening or caused death while taking FLUCONAZOLE. Sometimes these liver problems can be reversed when you stop taking FLUCONAZOLE. Tell your healthcare provider right away if you have symptoms of serious liver problems including:
 - o dark colored urine
 - o light-colored stools
 - o vomiting
 - o severe skin itching
 - o tiredness
 - o loss of appetite
 - o yellowing of the skin and eyes (jaundice)

- **serious allergic reactions:** Serious allergic reactions (anaphylaxis) have happened while taking FLUCONAZOLE. Stop taking FLUCONAZOLE, call your healthcare provider or go to the nearest hospital emergency room right away if you get any signs or symptoms of an allergic reaction including:
 - o shortness of breath
 - o coughing
 - o wheezing
 - o fever
 - o skin rash, hives, blisters or skin peeling
 - o throbbing of the heart or ears
 - o swelling of the eyelids
 - o face, mouth, neck, or any other part of the body
 - o chills

- **serious skin problems.** Some people with serious medical problems have developed serious skin problems that have caused death while taking FLUCONAZOLE. Tell your healthcare provider right away if you develop a rash while taking FLUCONAZOLE.

The most common side effects of FLUCONAZOLE include:

- headache
- diarrhea
- nausea or upset stomach
- dizziness
- stomach pain
- changes in the way food tastes

Other side effects include:

- **adrenal insufficiency:** Some people who have taken FLUCONAZOLE developed adrenal insufficiency that was reversible. Tell your healthcare provider right away if

you have symptoms of adrenal insufficiency including:

<input type="checkbox"/> long lasting fatigue	<input type="checkbox"/> muscle weakness	<input type="checkbox"/> loss of appetite
<input type="checkbox"/> weight loss	<input type="checkbox"/> stomach pain	<input type="checkbox"/> dizziness
<input type="checkbox"/> nausea	<input type="checkbox"/> vomiting	

- **dizziness or seizures.**

These are not all the possible side effects of FLUCONAZOLE.

Call your healthcare provider for medical advice about side effects. You may report side effects to FDA at 1-800-FDA-1088.

How should I store FLUCONAZOLE?

Store FLUCONAZOLE tablets below 86°F (30°C).

Keep FLUCONAZOLE and all medicines out of the reach of children.

General information about the safe and effective use of FLUCONAZOLE.

Medicines are sometimes prescribed for purposes other than those listed in a Patient Information leaflet. Do not use FLUCONAZOLE for a condition for which it was not prescribed. Do not give FLUCONAZOLE to other people, even if they have the same symptoms you have. It may harm them.

You can ask your healthcare provider for information about FLUCONAZOLE that is written for health professionals.

What are the ingredients in FLUCONAZOLE?

Active ingredient: fluconazole

Inactive ingredients: microcrystalline cellulose, dibasic calcium phosphate anhydrous, povidone, croscarmellose sodium, FD&C Red No. 40 aluminum lake dye, and magnesium stearate.



GREENSTONE® BRAND

Distributed by:

Greenstone LLC

Morgantown, WV 26505 U.S.A.

This Patient Information has been approved by the U.S. Food and Drug Administration.
Revised: 1/2023

LAB-0367-17.0

PRINCIPAL DISPLAY PANEL - 50 mg Tablet Bottle Label

NDC 59762-5015-1

30 Tablets

GREENSTONE® BRAND

**fluconazole
tablets**


50 mg


Rx only

Store below 86°F (30°C).
Dispense in tight containers (USP).

DOSAGE AND USE
See accompanying prescribing information.

Each tablet contains 50 mg fluconazole.


Distributed by:
Greenstone LLC
Peapack, NJ 07977



NDC 59762-5015-1
30 Tablets

GREENSTONE® BRAND

**fluconazole
tablets**

50 mg

Rx only

PAA087062

GTIN: 00359762501516
LOT: /EXP:

PRINCIPAL DISPLAY PANEL - 100 mg Tablet Bottle Label

NDC 59762-5016-1

30 Tablets

GREENSTONE® BRAND

**fluconazole
tablets**


100 mg


Rx only

Store below 86°F (30°C).
Dispense in tight containers (USP).

DOSAGE AND USE
See accompanying prescribing information.

Each tablet contains 100 mg fluconazole.


Distributed by:
Greenstone LLC
Peapack, NJ 07977


FPO UPC 80% x 5.5 mm
N 3 59762-5016-1 5

NDC 59762-5016-1
30 Tablets

GREENSTONE® BRAND

fluconazole
tablets

100 mg

R_x only

PAA070358

GTIN: 00359762501615
LOT: /EXP:

PRINCIPAL DISPLAY PANEL - 150 mg Tablet Blister Label

1 Blister x 1 Tablet

GREENSTONE® BRAND

fluconazole
tablet

150 mg

R_x only

Directions:

Push tablet through
foil and take by mouth

Warning: Do not use if you are pregnant, think you may be pregnant or are trying to become pregnant unless directed by your physician. If you become pregnant after taking this medicine, contact your physician.

You should consider using a reliable means of contraception for approximately 1 week after the dose.



PRINCIPAL DISPLAY PANEL - 150 mg Tablet Blister Pack Carton

NDC 59762-5017-1

12 Blisters x 1 Tablet

GREENSTONE® BRAND

fluconazole
tablet

150 mg

Rx only



PRINCIPAL DISPLAY PANEL - 200 mg Tablet Bottle Label

NDC 59762-5018-1

30 Tablets

GREENSTONE® BRAND

**fluconazole
tablets**


200 mg


Rx only

Store below 86°F (30°C).
Dispense in tight containers (USP).

DOSAGE AND USE
See accompanying prescribing information.

Each tablet contains 200 mg fluconazole.

 Distributed by:
Greenstone LLC
Peapack, NJ 07977


FPO UPC 80% x 5.5 mm
N3 59762-5018-1 3

NDC 59762-5018-1
30 Tablets

GREENSTONE® BRAND

fluconazole
tablets

200 mg

Rx only

PAA070360

GTIN: 00359762501813
LOT: /EXP:

PRINCIPAL DISPLAY PANEL - 10 mg/mL Bottle Label

NDC 59762-5029-1
35 mL when reconstituted

GREENSTONE® BRAND

fluconazole
for Oral Suspension

ORANGE FLAVORED

10 mg/mL
when reconstituted

Rx only

FOR ORAL USE ONLY

STORAGE

Before Reconstitution:
Store below 30°C (86°F).

After Reconstitution:
Store suspension between 30°C (86°F) and 5°C (41°F).
Protect from freezing.

SHAKE WELL BEFORE EACH USE.

DISCARD UNUSED PORTION AFTER 2 WEEKS.

MIXING DIRECTIONS

Tap bottle lightly to loosen powder. Add 24 mL
of distilled water or Purified Water (USP) to the bottle.
Shake well.

DOSAGE AND USE

See accompanying prescribing information.
This package contains **350 mg**
fluconazole in a natural orange-flavored
mixture.*



Distributed by:
Greenstone LLC
Morgantown,
WV 26505 U.S.A.

NDC 59762-5029-1

35 mL when reconstituted

GREENSTONE® BRAND

fluconazole
for Oral Suspension

ORANGE FLAVORED

10 mg/mL

when reconstituted

R_x only



*When reconstituted as directed,
each teaspoonful (5 mL)
contains 50 mg of fluconazole.
8712836

LOT:

EXP:

PRINCIPAL DISPLAY PANEL - 10 mg/mL Bottle Carton

NDC 59762-5029-1

35 mL when reconstituted

GREENSTONE® BRAND

fluconazole
for Oral Suspension

ORANGE FLAVORED

10 mg/mL
when reconstituted

Rx only



PRINCIPAL DISPLAY PANEL - 40 mg/mL Bottle Label

NDC 59762-5030-1
 35 mL when reconstituted

GREENSTONE® BRAND

fluconazole
for Oral Suspension

ORANGE FLAVORED

40 mg/mL
when reconstituted


Rx only

FOR ORAL USE ONLY
STORAGE
Before Reconstitution:
Store below 30°C (86°F).
After Reconstitution:
Store suspension between 30°C (86°F) and 5°C (41°F).
Protect from freezing.

SHAKE WELL BEFORE EACH USE.
DISCARD UNUSED PORTION AFTER 2 WEEKS.

MIXING DIRECTIONS
Tap bottle lightly to loosen powder. Add 24 mL of distilled water or Purified Water (USP) to the bottle. Shake well.

DOSAGE AND USE
See accompanying prescribing information. This package contains **1400 mg** fluconazole in a natural orange-flavored mixture.*

 Distributed by:
Greenstone LLC
Morgantown,
WV 26505 U.S.A.

NDC 59762-5030-1
35 mL when reconstituted


GREENSTONE® BRAND

fluconazole
for Oral Suspension

ORANGE FLAVORED

40 mg/mL
when reconstituted

Rx only


3 59762 5030 1 5

*When reconstituted as directed, each teaspoonful (5 mL) contains 200 mg of fluconazole.

LOT:
EXP:

8712846

PRINCIPAL DISPLAY PANEL - 40 mg/mL Bottle Carton

NDC 59762-5030-1

35 mL when reconstituted

GREENSTONE® BRAND

fluconazole
for Oral Suspension

ORANGE FLAVORED

40 mg/mL
when reconstituted

Rx only



FLUCONAZOLE

fluconazole tablet

Product Information

Product Type	HUMAN PRESCRIPTION DRUG	Item Code (Source)	NDC:59762-5015
Route of Administration	ORAL		

Active Ingredient/Active Moiety

Ingredient Name	Basis of Strength	Strength
FLUCONAZOLE (UNII: 8VZV102JFY) (FLUCONAZOLE - UNII:8VZV102JFY)	FLUCONAZOLE	50 mg

Inactive Ingredients

Ingredient Name	Strength
MICROCRYSTALLINE CELLULOSE (UNII: OP1R32D61U)	
ANHYDROUS DIBASIC CALCIUM PHOSPHATE (UNII: L11K75P92J)	
POVIDONE, UNSPECIFIED (UNII: FZ989GH94E)	
CROSCARMELLOSE SODIUM (UNII: M28OL1HH48)	
FD&C RED NO. 40 (UNII: WZB9127XOA)	
ALUMINUM OXIDE (UNII: LMI26O6933)	
MAGNESIUM STEARATE (UNII: 70097M6I30)	

Product Characteristics

Color	PINK	Score	no score
Shape	TRAPEZOID	Size	8mm
Flavor		Imprint Code	FLZ;50
Contains			

Packaging

#	Item Code	Package Description	Marketing Start Date	Marketing End Date
1	NDC:59762-5015-1	30 in 1 BOTTLE; Type 0: Not a Combination Product	01/29/1990	

Marketing Information

Marketing Category	Application Number or Monograph Citation	Marketing Start Date	Marketing End Date
NDA authorized generic	NDA019949	01/29/1990	

FLUCONAZOLE

fluconazole tablet

Product Information

Product Type	HUMAN PRESCRIPTION DRUG	Item Code (Source)	NDC:59762-5016
Route of Administration	ORAL		

Active Ingredient/Active Moiety

Ingredient Name	Basis of Strength	Strength
FLUCONAZOLE (UNII: 8VZV102JFY) (FLUCONAZOLE - UNII:8VZV102JFY)	FLUCONAZOLE	100 mg

Inactive Ingredients

Ingredient Name	Strength
MICROCRYSTALLINE CELLULOSE (UNII: OP1R32D61U)	
ANHYDROUS DIBASIC CALCIUM PHOSPHATE (UNII: L11K75P92J)	
POVIDONE, UNSPECIFIED (UNII: FZ989GH94E)	
CROSCARMELLOSE SODIUM (UNII: M28OL1HH48)	
FD&C RED NO. 40 (UNII: WZB9127XOA)	
ALUMINUM OXIDE (UNII: LMI26O6933)	
MAGNESIUM STEARATE (UNII: 70097M6I30)	

Product Characteristics

Color	PINK	Score	no score
Shape	TRAPEZOID	Size	10mm
Flavor		Imprint Code	FLZ;100
Contains			

Packaging

#	Item Code	Package Description	Marketing Start Date	Marketing End Date
1	NDC:59762-5016-1	30 in 1 BOTTLE; Type 0: Not a Combination Product	01/29/1990	08/31/2024

Marketing Information

Marketing Category	Application Number or Monograph Citation	Marketing Start Date	Marketing End Date
NDA authorized generic	NDA019949	01/29/1990	08/31/2024

FLUCONAZOLE

fluconazole tablet

Product Information

Product Type	HUMAN PRESCRIPTION DRUG	Item Code (Source)	NDC:59762-5017
Route of Administration	ORAL		

Active Ingredient/Active Moiety

Ingredient Name	Basis of Strength	Strength
FLUCONAZOLE (UNII: 8VZV102JFY) (FLUCONAZOLE - UNII:8VZV102JFY)	FLUCONAZOLE	150 mg

Inactive Ingredients

Ingredient Name	Strength
-----------------	----------

MICROCRYSTALLINE CELLULOSE (UNII: OP1R32D61U)	
ANHYDROUS DIBASIC CALCIUM PHOSPHATE (UNII: L11K75P92J)	
POVIDONE, UNSPECIFIED (UNII: FZ989GH94E)	
CROSCARMELLOSE SODIUM (UNII: M28OL1HH48)	
FD&C RED NO. 40 (UNII: WZB9127XOA)	
ALUMINUM OXIDE (UNII: LMI26O6933)	
MAGNESIUM STEARATE (UNII: 70097M6130)	

Product Characteristics

Color	PINK	Score	no score
Shape	OVAL	Size	12mm
Flavor		Imprint Code	FLZ;150
Contains			

Packaging

#	Item Code	Package Description	Marketing Start Date	Marketing End Date
1	NDC:59762-5017-1	12 in 1 CARTON	01/29/1990	06/30/2024
1		1 in 1 BLISTER PACK; Type 0: Not a Combination Product		

Marketing Information

Marketing Category	Application Number or Monograph Citation	Marketing Start Date	Marketing End Date
NDA authorized generic	NDA019949	01/29/1990	06/30/2024

FLUCONAZOLE

fluconazole tablet

Product Information

Product Type	HUMAN PRESCRIPTION DRUG	Item Code (Source)	NDC:59762-5018
Route of Administration	ORAL		

Active Ingredient/Active Moiety

Ingredient Name	Basis of Strength	Strength
FLUCONAZOLE (UNII: 8VZV102JFY) (FLUCONAZOLE - UNII:8VZV102JFY)	FLUCONAZOLE	200 mg

Inactive Ingredients

Ingredient Name	Strength
MICROCRYSTALLINE CELLULOSE (UNII: OP1R32D61U)	

ANHYDROUS DIBASIC CALCIUM PHOSPHATE (UNII: L11K75P92J)	
POVIDONE, UNSPECIFIED (UNII: FZ989GH94E)	
CROSCARMELLOSE SODIUM (UNII: M28OL1HH48)	
FD&C RED NO. 40 (UNII: WZB9127XOA)	
ALUMINUM OXIDE (UNII: LMI26O6933)	
MAGNESIUM STEARATE (UNII: 70097M6I30)	

Product Characteristics			
Color	PINK	Score	no score
Shape	TRAPEZOID	Size	12mm
Flavor		Imprint Code	FLZ;200
Contains			

Packaging				
#	Item Code	Package Description	Marketing Start Date	Marketing End Date
1	NDC:59762-5018-1	30 in 1 BOTTLE; Type 0: Not a Combination Product	01/29/1990	09/30/2023

Marketing Information			
Marketing Category	Application Number or Monograph Citation	Marketing Start Date	Marketing End Date
NDA authorized generic	NDA019949	01/29/1990	09/30/2023

FLUCONAZOLE

fluconazole powder, for suspension

Product Information			
Product Type	HUMAN PRESCRIPTION DRUG	Item Code (Source)	NDC:59762-5029
Route of Administration	ORAL		

Active Ingredient/Active Moiety		
Ingredient Name	Basis of Strength	Strength
FLUCONAZOLE (UNII: 8VZV102JFY) (FLUCONAZOLE - UNII:8VZV102JFY)	FLUCONAZOLE	10 mg in 1 mL

Inactive Ingredients	
Ingredient Name	Strength
SUCROSE (UNII: C151H8M554)	
TRISODIUM CITRATE DIHYDRATE (UNII: B22547B95K)	
ANHYDROUS CITRIC ACID (UNII: XF417D3PSL)	
SODIUM BENZOATE (UNII: OJ245FE5EU)	

TITANIUM DIOXIDE (UNII: 15FIX9V2JP)	
SILICON DIOXIDE (UNII: ETJ7Z6XBU4)	
XANTHAN GUM (UNII: TTV12P4NEE)	

Product Characteristics

Color		Score	
Shape		Size	
Flavor	ORANGE	Imprint Code	
Contains			

Packaging

#	Item Code	Package Description	Marketing Start Date	Marketing End Date
1	NDC:59762-5029-1	1 in 1 CARTON	12/23/1993	
1		35 mL in 1 BOTTLE; Type 0: Not a Combination Product		

Marketing Information

Marketing Category	Application Number or Monograph Citation	Marketing Start Date	Marketing End Date
NDA authorized generic	NDA020090	12/23/1993	

FLUCONAZOLE

fluconazole powder, for suspension

Product Information

Product Type	HUMAN PRESCRIPTION DRUG	Item Code (Source)	NDC:59762-5030
Route of Administration	ORAL		

Active Ingredient/Active Moiety

Ingredient Name	Basis of Strength	Strength
FLUCONAZOLE (UNII: 8VZV102JFY) (FLUCONAZOLE - UNII:8VZV102JFY)	FLUCONAZOLE	40 mg in 1 mL

Inactive Ingredients

Ingredient Name	Strength
SUCROSE (UNII: C151H8M554)	
TRISODIUM CITRATE DIHYDRATE (UNII: B22547B95K)	
ANHYDROUS CITRIC ACID (UNII: XF417D3PSL)	
SODIUM BENZOATE (UNII: OJ245FE5EU)	
TITANIUM DIOXIDE (UNII: 15FIX9V2JP)	

SILICON DIOXIDE (UNII: ETJ7Z6XBU4)	
XANTHAN GUM (UNII: TTV12P4NEE)	

Product Characteristics			
Color		Score	
Shape		Size	
Flavor	ORANGE	Imprint Code	
Contains			

Packaging				
#	Item Code	Package Description	Marketing Start Date	Marketing End Date
1	NDC:59762-5030-1	1 in 1 CARTON	12/23/1993	
1		35 mL in 1 BOTTLE; Type 0: Not a Combination Product		

Marketing Information			
Marketing Category	Application Number or Monograph Citation	Marketing Start Date	Marketing End Date
NDA authorized generic	NDA020090	12/23/1993	

Labeler - Greenstone LLC (825560733)

Registrant - Pfizer Inc (113480771)

Establishment			
Name	Address	ID/FEI	Business Operations
Pfizer Ireland Pharmaceuticals Unlimited Company		985052076	ANALYSIS(59762-5015, 59762-5016, 59762-5017, 59762-5018, 59762-5029, 59762-5030) , API MANUFACTURE(59762-5015, 59762-5016, 59762-5017, 59762-5018, 59762-5029, 59762-5030)

Establishment			
Name	Address	ID/FEI	Business Operations
Pfizer Manufacturing Deutschland GmbH		341970073	ANALYSIS(59762-5015, 59762-5016, 59762-5017, 59762-5018, 59762-5029, 59762-5030) , PACK(59762-5015, 59762-5016, 59762-5017, 59762-5018, 59762-5029, 59762-5030)

Establishment			
Name	Address	ID/FEI	Business Operations
Pfizer Laboratories Div Pfizer Inc		001147495	ANALYSIS(59762-5015, 59762-5016, 59762-5017, 59762-5018, 59762-5029, 59762-5030)

Establishment

Name	Address	ID/FEI	Business Operations
Pfizer Inc		943955690	ANALYSIS (59762-5015, 59762-5016, 59762-5017, 59762-5018, 59762-5029, 59762-5030)

Revised: 3/2025

Greenstone LLC