

LOTEPREDNOL ETABONATE AND TOBRAMYCIN- loteprednol etabonate and tobramycin solution/ drops

Bausch & Lomb Americas Inc.

HIGHLIGHTS OF PRESCRIBING INFORMATION

These highlights do not include all the information needed to use **LOTEPREDNOL ETABONATE AND TOBRAMYCIN OPHTHALMIC SUSPENSION** safely and effectively. See full prescribing information for **LOTEPREDNOL ETABONATE AND TOBRAMYCIN OPHTHALMIC SUSPENSION**.

LOTEPREDNOL ETABONATE AND TOBRAMYCIN ophthalmic suspension 0.5%/0.3%, for topical ophthalmic use

Initial U.S. Approval: 2004

INDICATIONS AND USAGE

Loteprednol Etabonate and Tobramycin Ophthalmic Suspension is a combination of loteprednol etabonate, a corticosteroid, and tobramycin, an aminoglycoside antibacterial, indicated for steroid-responsive inflammatory ocular conditions for which a corticosteroid is indicated and where superficial bacterial ocular infection or a risk of bacterial ocular infection exists. (1)

DOSAGE AND ADMINISTRATION

Apply one or two drops of Loteprednol Etabonate and Tobramycin Ophthalmic Suspension into the conjunctival sac of the affected eye every four to six hours. (2.1)

DOSAGE FORMS AND STRENGTHS

Ophthalmic suspension containing 5 mg/mL (0.5%) loteprednol etabonate and 3 mg/mL (0.3%) tobramycin. (3)

CONTRAINDICATIONS

Loteprednol Etabonate and Tobramycin Ophthalmic Suspension, as with other steroid anti-infective ophthalmic combination drugs, is contraindicated in most viral diseases of the cornea and conjunctiva including epithelial herpes simplex keratitis (dendritic keratitis), vaccinia, and varicella, and also in mycobacterial infection of the eye and fungal diseases of ocular structures. (4.1)

WARNINGS AND PRECAUTIONS

- **Intraocular Pressure (IOP) Increase**: Prolonged use of corticosteroids may result in glaucoma with damage to the optic nerve, defects in visual acuity and fields of vision. If this product is used for 10 days or longer, IOP should be monitored. (5.1)
- **Cataracts**: Use of corticosteroids may result in posterior subcapsular cataract formation. (5.2)
- **Delayed Healing**: The use of steroids after cataract surgery may delay healing and increase the incidence of bleb formation. In those diseases causing thinning of the cornea or sclera, perforations have been known to occur with the use of topical steroids. The initial prescription and renewal of the medication order should be made by a physician only after examination of the patient with the aid of a magnification such as slit lamp biomicroscopy and, where appropriate, fluorescein staining. (5.3)
- **Bacterial Infections**: Prolonged use of corticosteroids may suppress the host response and thus increase the hazard of secondary ocular infection. In acute purulent conditions, steroids may mask infection or enhance existing infection. If signs and symptoms fail to improve after 2 days, the patient should be re-evaluated. (5.4)
- **Viral Infections**: Employment of a corticosteroid medication in the treatment of patients with a history of herpes simplex requires great caution. Use of ocular steroids may prolong the course and may exacerbate the severity of many viral infections of the eye (including herpes simplex). (5.5)
- **Fungal Infections**: Fungal infections of the cornea are particularly prone to develop coincidentally with long-term local steroid application. Fungus invasion must be considered in any persistent corneal ulceration where a steroid has been used or is in use. (5.6)

ADVERSE REACTIONS

Most common adverse reactions reported in patients were injection and superficial punctate keratitis, increased intraocular pressure, burning and stinging upon instillation. (6)

To report SUSPECTED ADVERSE REACTIONS, contact Bausch & Lomb Incorporated at 1-800-553-5340 or FDA at 1-800-FDA-1088 or www.fda.gov/medwatch.

See 17 for PATIENT COUNSELING INFORMATION.

Revised: 1/2026

FULL PRESCRIBING INFORMATION: CONTENTS*

1 INDICATIONS AND USAGE

2 DOSAGE AND ADMINISTRATION

2.1 Recommended Dosing

2.2 Prescription Guideline

3 DOSAGE FORMS AND STRENGTHS

4 CONTRAINDICATIONS

4.1 Nonbacterial Etiology

5 WARNINGS AND PRECAUTIONS

5.1 Intraocular Pressure (IOP) Increase

5.2 Cataracts

5.3 Delayed Healing

5.4 Bacterial Infections

5.5 Viral Infections

5.6 Fungal Infections

5.7 Aminoglycoside Hypersensitivity

5.8 Risk of Contamination

5.9 Contact Lens Wear

6 ADVERSE REACTIONS

8 USE IN SPECIFIC POPULATIONS

8.1 Pregnancy

8.2 Lactation

8.4 Pediatric Use

8.5 Geriatric Use

11 DESCRIPTION

12 CLINICAL PHARMACOLOGY

12.1 Mechanism of Action

12.3 Pharmacokinetics

13 NONCLINICAL TOXICOLOGY

13.1 Carcinogenesis, Mutagenesis, Impairment of Fertility

16 HOW SUPPLIED/STORAGE AND HANDLING

17 PATIENT COUNSELING INFORMATION

* Sections or subsections omitted from the full prescribing information are not listed.

FULL PRESCRIBING INFORMATION

1 INDICATIONS AND USAGE

Loteprednol Etabonate and Tobramycin Ophthalmic Suspension 0.5%/0.3% is a topical anti-infective and corticosteroid combination for steroid-responsive inflammatory ocular conditions for which a corticosteroid is indicated and where superficial bacterial ocular infection or a risk of bacterial ocular infection exists.

Ocular steroids are indicated in inflammatory conditions of the palpebral and bulbar conjunctiva, cornea and anterior segment of the globe such as allergic conjunctivitis, acne rosacea, superficial punctate keratitis, herpes zoster keratitis, iritis, cyclitis, and where the inherent risk of steroid use in certain infective conjunctivitis is accepted to obtain a diminution in edema and inflammation. They are also indicated in chronic anterior uveitis and corneal injury from chemical, radiation or thermal burns, or penetration of foreign bodies.

The use of a combination drug with an anti-infective component is indicated where the risk of superficial ocular infection is high or where there is an expectation that potentially dangerous numbers of bacteria will be present in the eye.

The particular anti-infective drug in this product (tobramycin) is active against the following common bacterial eye pathogens:

Staphylococci, including *S. aureus* and *S. epidermidis* (coagulase-positive and coagulase-negative), including penicillin-resistant strains. Streptococci, including some of the Group A-beta-hemolytic species, some nonhemolytic species, and some *Streptococcus pneumoniae*, *Pseudomonas aeruginosa*, *Escherichia coli*, *Klebsiella pneumoniae*, *Enterobacter aerogenes*, *Proteus mirabilis*, *Morganella morganii*, most *Proteus vulgaris* strains, *Haemophilus influenzae*, and *H. aegyptius*, *Moraxella lacunata*, *Acinetobacter calcoaceticus* and some *Neisseria* species.

2 DOSAGE AND ADMINISTRATION

2.1 Recommended Dosing

Apply one or two drops of Loteprednol Etabonate and Tobramycin Ophthalmic Suspension into the conjunctival sac of the affected eye every four to six hours. During the initial 24 to 48 hours, the dosing may be increased, to every one to two hours. Frequency should be decreased gradually as warranted by improvement in clinical signs. Care should be taken not to discontinue therapy prematurely.

2.2 Prescription Guideline

Not more than 20 mL should be prescribed initially and the prescription should not be refilled without further evaluation [see *Warnings and Precautions* (5.3)].

3 DOSAGE FORMS AND STRENGTHS

Ophthalmic suspension containing 5 mg/mL (0.5%) loteprednol etabonate and 3 mg/mL (0.3%) tobramycin.

4 CONTRAINDICATIONS

4.1 Nonbacterial Etiology

Loteprednol Etabonate and Tobramycin Ophthalmic Suspension, as with other steroid anti-infective ophthalmic combination drugs, is contraindicated in most viral diseases of the cornea and conjunctiva including epithelial herpes simplex keratitis (dendritic keratitis), vaccinia, and varicella, and also in mycobacterial infection of the eye and fungal

diseases of ocular structures.

5 WARNINGS AND PRECAUTIONS

5.1 Intraocular Pressure (IOP) Increase

Prolonged use of corticosteroids may result in glaucoma with damage to the optic nerve, defects in visual acuity and fields of vision. Steroids should be used with caution in the presence of glaucoma.

If this product is used for 10 days or longer, intraocular pressure should be monitored.

5.2 Cataracts

Use of corticosteroids may result in posterior subcapsular cataract formation.

5.3 Delayed Healing

The use of steroids after cataract surgery may delay healing and increase the incidence of bleb formation. In those diseases causing thinning of the cornea or sclera, perforations have been known to occur with the use of topical steroids. The initial prescription and renewal of the medication order should be made by a physician only after examination of the patient with the aid of magnification such as a slit lamp biomicroscopy and, where appropriate, fluorescein staining.

5.4 Bacterial Infections

Prolonged use of corticosteroids may suppress the host response and thus increase the hazard of secondary ocular infections. In acute purulent conditions of the eye, steroids may mask infection or enhance existing infection. If signs and symptoms fail to improve after 2 days, the patient should be re-evaluated.

5.5 Viral Infections

Employment of a corticosteroid medication in the treatment of patients with a history of herpes simplex requires great caution. Use of ocular steroids may prolong the course and may exacerbate the severity of many viral infections of the eye (including herpes simplex).

5.6 Fungal Infections

Fungal infections of the cornea are particularly prone to develop coincidentally with long-term local steroid application. Fungus invasion must be considered in any persistent corneal ulceration where a steroid has been used or is in use. Fungal cultures should be taken when appropriate.

5.7 Aminoglycoside Hypersensitivity

Sensitivity to topically applied aminoglycosides may occur in some patients. If hypersensitivity develops with this product, discontinue use and institute appropriate therapy.

5.8 Risk of Contamination

Do not allow the dropper tip to touch any surface, as this may contaminate the suspension.

5.9 Contact Lens Wear

As with all ophthalmic preparations containing benzalkonium chloride, patients should be advised not to wear soft contact lenses when using Loteprednol Etabonate and Tobramycin Ophthalmic Suspension.

6 ADVERSE REACTIONS

Adverse reactions have occurred with steroid/anti-infective combination drugs which can be attributed to the steroid component, the anti-infective component, or the combination.

Loteprednol Etabonate and Tobramycin Ophthalmic Suspension 0.5%/0.3%

In a 42-day safety study comparing Loteprednol Etabonate and Tobramycin Ophthalmic Suspension to placebo, ocular adverse reactions included injection (approximately 20%) and superficial punctate keratitis (approximately 15%). Increased intraocular pressure was reported in 10% (Loteprednol Etabonate and Tobramycin Ophthalmic Suspension) and 4% (placebo) of subjects. Nine percent (9%) of Loteprednol Etabonate and Tobramycin Ophthalmic Suspension subjects reported burning and stinging upon instillation.

Ocular reactions reported with an incidence less than 4% include vision disorders, discharge, itching, lacrimation disorder, photophobia, corneal deposits, ocular discomfort, eyelid disorder, and other unspecified eye disorders.

The incidence of non-ocular reactions reported in approximately 14% of subjects was headache; all other non-ocular reactions had an incidence of less than 5%.

Loteprednol etabonate ophthalmic suspension 0.2% - 0.5%

Reactions associated with ophthalmic steroids include elevated intraocular pressure, which may be associated with infrequent optic nerve damage, visual acuity and field defects, posterior subcapsular cataract formation, delayed wound healing and secondary ocular infection from pathogens including herpes simplex, and perforation of the globe where there is thinning of the cornea or sclera.

In a summation of controlled, randomized studies of individuals treated for 28 days or longer with loteprednol etabonate, the incidence of significant elevation of intraocular pressure (≥ 10 mm Hg) was 2% (15/901) among patients receiving loteprednol etabonate, 7% (11/164) among patients receiving 1% prednisolone acetate and 0.5% (3/583) among patients receiving placebo.

Tobramycin ophthalmic solution 0.3%

The most frequent adverse reactions to topical tobramycin are hypersensitivity and localized ocular toxicity, including lid itching and swelling and conjunctival erythema. These reactions occur in less than 4% of patients. Similar reactions may occur with the topical use of other aminoglycoside antibiotics.

Secondary Infection

The development of secondary infection has occurred after use of combinations containing steroids and antimicrobials. Fungal infections of the cornea are particularly prone to develop coincidentally with long-term applications of steroids.

The possibility of fungal invasion must be considered in any persistent corneal ulceration where steroid treatment has been used.

Secondary bacterial ocular infection following suppression of host responses also occurs.

8 USE IN SPECIFIC POPULATIONS

8.1 Pregnancy

Risk Summary

There are no adequate and well-controlled studies with loteprednol etabonate or tobramycin in pregnant women.

Loteprednol etabonate produced teratogenicity at clinically relevant doses in the rabbit and rat when administered orally during pregnancy. Loteprednol etabonate produced malformations when administered orally to pregnant rabbits at doses ≥ 0.54 times the recommended human ophthalmic dose (RHOD) and to pregnant rats at doses ≥ 13 times the RHOD. In pregnant rats receiving oral doses of loteprednol etabonate during the period equivalent to the last trimester of pregnancy through lactation in humans, survival of offspring was reduced at doses ≥ 1.3 times the RHOD. Maternal toxicity was observed in rats at doses ≥ 135 times the RHOD, and a maternal no observed adverse effect level (NOAEL) was established at 13 times the RHOD.

Abortions were observed in pregnant rabbits administered tobramycin via subcutaneous injection at 180 times the RHOD. Tobramycin did not affect fetal development when administered by subcutaneous injection to pregnant rats at doses 450 times the RHOD.

The background risk of major birth defects and miscarriage for the indicated population is unknown. However, the background risk in the U.S. general population of major birth defects is 2 to 4%, and of miscarriage is 15 to 20%, of clinically recognized pregnancies.

Data

Animal Data

Embryofetal studies were conducted in pregnant rabbits administered loteprednol etabonate by oral gavage on gestation days 6 to 18, to target the period of organogenesis. Loteprednol etabonate produced fetal malformations at doses ≥ 0.1 mg/kg/day (0.54 times the recommended human ophthalmic dose (RHOD) based on body surface area, assuming 100% absorption of loteprednol etabonate). Spina bifida (including meningocele) was observed at doses ≥ 0.1 mg/kg/day, and exencephaly and craniofacial malformations were observed at doses ≥ 0.4 mg/kg/day (2.1 times the RHOD). At 3 mg/kg/day (16 times the RHOD), loteprednol etabonate was associated with increased incidences of abnormal left common carotid artery, limb flexures, umbilical hernia, scoliosis, and delayed ossification. Abortion and embryofetal lethality (resorption) occurred at doses ≥ 6 mg/kg/day (32 times the RHOD). A NOAEL for developmental toxicity was not established in this study. The NOAEL for maternal toxicity in rabbits was 3 mg/kg/day.

Embryofetal studies were conducted in pregnant rats administered loteprednol etabonate by oral gavage on gestation days 6 to 15, to target the period of organogenesis. Loteprednol etabonate produced fetal malformations, including absent innominate artery at doses ≥ 5 mg/kg/day (13 times the RHOD); and cleft palate, agnathia, cardiovascular defects, umbilical hernia, decreased fetal body weight and decreased skeletal ossification at doses ≥ 50 mg/kg/day (135 times the RHOD). Embryofetal lethality (resorption) was observed at 100 mg/kg/day (270 times the RHOD). The NOAEL for developmental toxicity in rats was 0.5 mg/kg/day (1.3 times the RHOD). Loteprednol etabonate was maternally toxic (reduced body weight gain) at doses of ≥ 50 mg/kg/day. The NOAEL for maternal toxicity was 5 mg/kg/day.

A peri-/postnatal study was conducted in rats administered loteprednol etabonate by oral gavage from gestation day 15 (start of fetal period) to postnatal day 21 (the end of lactation period). At doses ≥ 0.5 mg/kg/day (1.3 times the RHOD), reduced survival was observed in live-born offspring. Doses ≥ 5 mg/kg/day (13 times the RHOD) caused umbilical hernia/incomplete gastrointestinal tract. Doses ≥ 50 mg/kg/day (135 times the RHOD) produced maternal toxicity (reduced body weight gain, death), decreased number of live-born offspring, decreased birth weight, and delays in postnatal development. A developmental NOAEL was not established in this study. The NOAEL for maternal toxicity was 5 mg/kg/day.

An embryofetal study was conducted in pregnant rabbits administered 20 or 40 mg/kg/day tobramycin by subcutaneous injection on gestational days 6 to 18, to target the period of organogenesis. Abortions and maternal toxicity (renal nephrosis and cortical tubular necrosis) were observed at both dose levels. The developmental and maternal lowest observed adverse effect level (LOAEL) is 20 mg/kg/day (180 times the RHOD based on body surface area, assuming 100% absorption of tobramycin). An embryofetal study was conducted in pregnant rats administered 50 or 100 mg/kg/day tobramycin by subcutaneous injection on gestational days 6 to 15, to target the period of organogenesis. No effects on development, reproduction, or maternal toxicity were reported. The developmental and maternal NOAEL is 100 mg/kg/day (450 times the RHOD).

8.2 Lactation

There are no data on the presence of loteprednol etabonate or tobramycin in human milk, the effects on the breastfed infant, or the effects on milk production. The developmental and health benefits of breastfeeding should be considered, along with the mother's clinical need for Loteprednol Etabonate and Tobramycin Ophthalmic Suspension and any potential adverse effects on the breastfed infant from Loteprednol Etabonate and Tobramycin Ophthalmic Suspension.

8.4 Pediatric Use

Two trials were conducted to evaluate the safety and efficacy of Loteprednol Etabonate and Tobramycin Ophthalmic Suspension in pediatric subjects age zero to six years; one was in subjects with lid inflammation and the other was in subjects with blepharoconjunctivitis.

In the lid inflammation trial, Loteprednol Etabonate and Tobramycin Ophthalmic Suspension with warm compresses did not demonstrate efficacy compared to vehicle with warm compresses. Patients received warm compress lid treatment plus

Loteprednol Etabonate and Tobramycin Ophthalmic Suspension or vehicle for 14 days. The majority of patients in both treatment groups showed reduced lid inflammation.

In the blepharoconjunctivitis trial, Loteprednol Etabonate and Tobramycin Ophthalmic Suspension did not demonstrate efficacy compared to vehicle, loteprednol etabonate ophthalmic suspension, or tobramycin ophthalmic solution. There was no difference between treatment groups in mean change from baseline blepharoconjunctivitis score at Day 15.

There were no differences in safety assessments between the treatment groups in either trial.

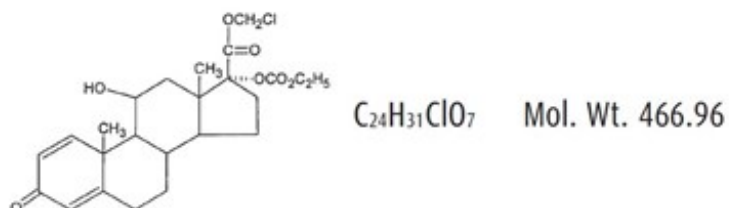
8.5 Geriatric Use

No overall differences in safety and effectiveness have been observed between elderly and younger patients.

11 DESCRIPTION

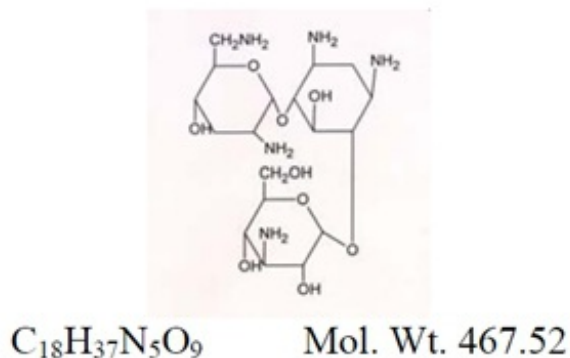
Loteprednol Etabonate and Tobramycin Ophthalmic Suspension is a sterile, multiple dose topical anti-inflammatory corticosteroid and anti-infective combination for ophthalmic use. Both loteprednol etabonate and tobramycin are white to off-white powders. The chemical structures of loteprednol etabonate and tobramycin are shown below.

Loteprednol etabonate:



Chemical name: chloromethyl 17 α -[(ethoxycarbonyl)oxy]-11 β -hydroxy-3-oxoandrost-1,4-diene-17 β -carboxylate

Tobramycin:



Chemical name:

O-3-Amino-3-deoxy- α -D-glucopyranosyl-(1 \rightarrow 4)-O-[2,6-diamino-2,3,6-trideoxy- α -D-ribohexopyranosyl-(1 \rightarrow 6)]-2-deoxystreptamine

Each mL contains: Actives: Loteprednol Etabonate 5 mg (0.5%) and Tobramycin 3 mg (0.3%). Inactives: Edetate Disodium, Glycerin, Povidone, Purified Water, Tyloxapol, and Benzalkonium Chloride 0.01% (preservative). Sulfuric Acid and/or Sodium Hydroxide may be added to adjust the pH to 5.5 to 6.2. The suspension is essentially isotonic with a tonicity of 260 to 320 mOsm/kg.

12 CLINICAL PHARMACOLOGY

12.1 Mechanism of Action

Corticosteroids inhibit the inflammatory response to a variety of inciting agents and probably delay or slow healing. They inhibit the edema, fibrin deposition, capillary dilation, leukocyte migration, capillary proliferation, fibroblast proliferation, deposition of collagen, and scar formation associated with inflammation. There is no generally accepted explanation for the mechanism of action of ocular corticosteroids. However, corticosteroids are thought to act by the induction of phospholipase A₂ inhibitory proteins, collectively called lipocortins. It is postulated that these proteins control the biosynthesis of potent mediators of inflammation such as prostaglandins and leukotrienes by inhibiting the release of their common precursor arachidonic acid.

Arachidonic acid is released from membrane phospholipids by phospholipase A₂. Corticosteroids are capable of producing a rise in intraocular pressure.

Loteprednol etabonate is structurally similar to other corticosteroids. However, the number 20 position ketone group is absent.

The anti-infective component in the combination (tobramycin) is included to provide action against susceptible organisms. In vitro studies have demonstrated that tobramycin is active against susceptible strains of the following microorganisms:

Staphylococci, including *S. aureus* and *S. epidermidis* (coagulase-positive and coagulase-negative), including penicillin-resistant strains.

Streptococci, including some of the Group A-beta-hemolytic species, some nonhemolytic species, and some *Streptococcus pneumoniae*. *Pseudomonas aeruginosa*, *Escherichia coli*, *Klebsiella pneumoniae*, *Enterobacter aerogenes*, *Proteus mirabilis*, *Morganella morganii*, most *Proteus vulgaris* strains, *Haemophilus influenzae* and *H. aegyptius*, *Moraxella lacunata*, *Acinetobacter calcoaceticus* and some *Neisseria* species.

12.3 Pharmacokinetics

In a controlled clinical study of ocular penetration, the levels of loteprednol etabonate in the aqueous humor were found to be comparable between LOTEMAX[®] and Loteprednol Etabonate and Tobramycin Ophthalmic Suspension treatment groups.

Results from a bioavailability study in normal volunteers established that plasma levels of loteprednol etabonate and Δ^1 cortic acid etabonate (PJ 91), its primary, inactive

metabolite, were below the limit of quantitation (1 ng/mL) at all sampling times.

The results were obtained following the ocular administration of one drop in each eye of 0.5% loteprednol etabonate ophthalmic suspension 8 times daily for 2 days or 4 times daily for 42 days. This study suggests that limited (<1 ng/mL) systemic absorption occurs with 0.5% loteprednol etabonate.

13 NONCLINICAL TOXICOLOGY

13.1 Carcinogenesis, Mutagenesis, Impairment of Fertility

Carcinogenesis

Long-term animal studies have not been conducted to evaluate the carcinogenic potential of loteprednol etabonate or tobramycin.

Mutagenesis

Loteprednol etabonate was not genotoxic in vitro in the Ames test, the mouse lymphoma TK assay, a chromosome aberration test in human lymphocytes, or in an in vivo mouse micronucleus assay.

Impairment of Fertility

Oral treatment of female and male rats with 25 mg/kg/day of loteprednol etabonate (67 times the RHOD based on body surface area, assuming 100% absorption) prior to and during mating caused preimplantation loss and decreased the number of live fetuses/live births. The NOAEL for fertility in rats was 5 mg/kg/day (13 times the RHOD).

Subcutaneous administration of male and female rats with tobramycin did not affect mating behavior or cause impairment of fertility at 100 mg/kg/day (450 times the RHOD based on body surface area, assuming 100% absorption).

16 HOW SUPPLIED/STORAGE AND HANDLING

Loteprednol Etabonate and Tobramycin Ophthalmic Suspension 0.5%/0.3% is supplied in a white low density polyethylene plastic bottle with a white controlled drop tip and a white polypropylene cap in the following sizes:

NDC 82260-358-05 5 mL fill in a 7.5 mL bottle

NDC 82260-358-10 10 mL fill in a 10 mL bottle

USE ONLY IF IMPRINTED NECKBAND IS INTACT.

Storage: Store upright at 15°C to 25°C (59°F to 77°F). PROTECT FROM FREEZING. SHAKE VIGOROUSLY BEFORE USING. After opening, Loteprednol Etabonate and Tobramycin Ophthalmic Suspension can be used until the expiration date on the bottle.

17 PATIENT COUNSELING INFORMATION

Risk of Contamination

This product is sterile when packaged. Advise patients not to allow the dropper tip to touch any surface, as this may contaminate the suspension.

Risk of Secondary Infection

Advise patients to consult a physician if pain develops, redness, itching or inflammation becomes aggravated.

Contact Lens Wear

As with all ophthalmic preparations containing benzalkonium chloride, advise patients not to wear soft contact lenses when using Loteprednol Etabonate and Tobramycin Ophthalmic Suspension.

Distributed by:

Bausch & Lomb Americas Inc.

Bridgewater, NJ 08807 USA

Manufactured by:

Bausch & Lomb Incorporated

Tampa, FL 33637 USA

LOTEMAX is a trademark of Bausch & Lomb Incorporated or its affiliates.

© 2022 Bausch & Lomb Incorporated or its affiliates

9375703 (FOLDED)

9375603 (FLAT)

PACKAGE/LABEL PRINCIPAL DISPLAY PANEL

NDC82260-358-10

Loteprednol

Etabonate and

Tobramycin

Ophthalmic
Suspension

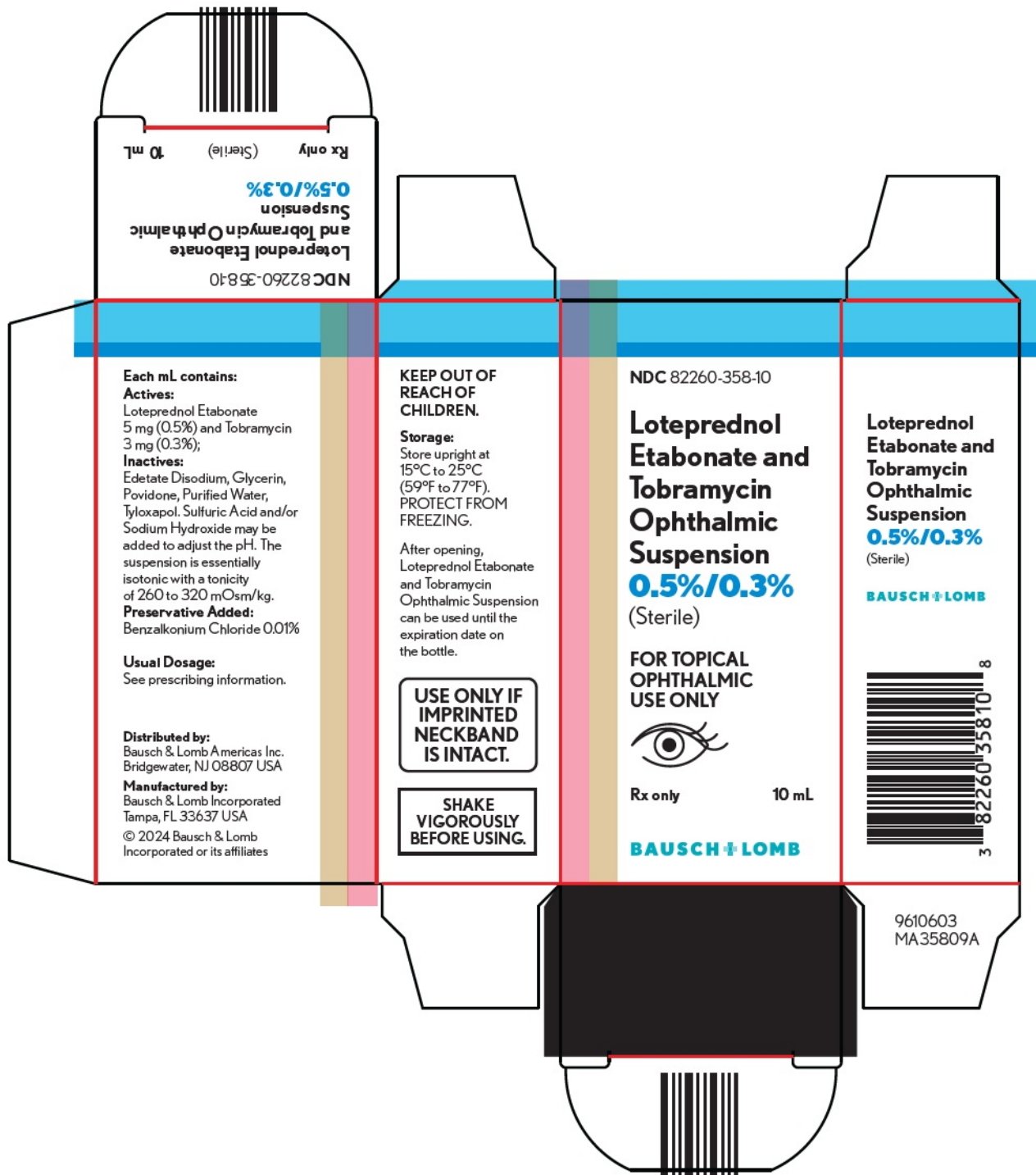
0.5%/0.3%
(Sterile)

**FOR TOPICAL
OPHTHALMIC
USE ONLY**
(Eye Image)

Rx only10 mL

BAUSCH + LOMB

9610603
MA35809A



LOTEPREDNOL ETABONATE AND TOBRAMYCIN

loteprednol etabonate and tobramycin solution/ drops

Product Information

Product Type	HUMAN PRESCRIPTION DRUG	Item Code (Source)	NDC:82260-358
Route of Administration	OPHTHALMIC		

Active Ingredient/Active Moiety				
Ingredient Name			Basis of Strength	Strength
LOTEPREDNOL ETABONATE (UNII: YEH1EZ96K6) (LOTEPREDNOL - UNII:Z8CBU6KR16)			LOTEPREDNOL ETABONATE	5 mg in 1 mL
TOBRAMYCIN (UNII: VZ8RRZ51VK) (TOBRAMYCIN - UNII:VZ8RRZ51VK)			TOBRAMYCIN	3 mg in 1 mL
Inactive Ingredients				
Ingredient Name				Strength
GLYCERIN (UNII: PDC6A3C0OX)				
POVIDONE, UNSPECIFIED (UNII: FZ989GH94E)				
WATER (UNII: 059QF0KO0R)				
TYLOXAPOL (UNII: Y27PUL9H56)				
BENZALKONIUM CHLORIDE (UNII: F5UM2KM3W7)				
SULFURIC ACID (UNII: O40UQP6WCF)				
SODIUM HYDROXIDE (UNII: 55X04QC32I)				
EDETATE DISODIUM (UNII: 7FLD91C86K)				
Packaging				
#	Item Code	Package Description	Marketing Start Date	Marketing End Date
1	NDC:82260-358-10	1 in 1 CARTON	01/09/2026	
1		10 mL in 1 BOTTLE, DROPPER; Type 0: Not a Combination Product		
2	NDC:82260-358-05	1 in 1 CARTON	01/09/2026	
2		5 mL in 1 BOTTLE, DROPPER; Type 0: Not a Combination Product		
Marketing Information				
Marketing Category		Application Number or Monograph Citation	Marketing Start Date	Marketing End Date
NDA		NDA050804	01/09/2026	

Labeler - Bausch & Lomb Americas Inc. (118287629)

Establishment

Name	Address	ID/FEI	Business Operations
Bausch & Lomb Incorporated		079587625	manufacture(82260-358)