

QUADRACEL- diphtheria and tetanus toxoids and acellular pertussis adsorbed and inactivated poliovirus vaccine injection, suspension
Sanofi Pasteur Inc.

HIGHLIGHTS OF PRESCRIBING INFORMATION

These highlights do not include all the information needed to use Quadracel safely and effectively. See full prescribing information for Quadracel.

**Quadracel (Diphtheria and Tetanus Toxoids and Acellular Pertussis Adsorbed and Inactivated Poliovirus Vaccine)
Suspension for Intramuscular Injection
Initial U.S. Approval: 2015**

INDICATIONS AND USAGE

Quadracel is a vaccine indicated for active immunization against diphtheria, tetanus, pertussis and poliomyelitis. A single dose of Quadracel is approved as a fifth dose in the diphtheria, tetanus, pertussis (DTaP) vaccination series, and as a fourth or fifth dose in the inactivated poliovirus (IPV) vaccination series in children 4 through 6 years of age whose previous DTaP vaccine doses have been with Pentacel, DAPTACEL and/or VAXELIS. (1)

DOSAGE AND ADMINISTRATION

A single intramuscular injection of 0.5 mL. (2)

DOSAGE FORMS AND STRENGTHS

Quadracel is a suspension for injection available in 0.5 mL single-dose vials and prefilled syringes. (3)

CONTRAINDICATIONS

- Severe allergic reaction (e.g., anaphylaxis) to any ingredient of Quadracel, or following any diphtheria toxoid, tetanus toxoid, pertussis-containing vaccine or inactivated poliovirus vaccine. (4.1) (11)
- Encephalopathy within 7 days of a previous pertussis-containing vaccine with no other identifiable cause. (4.2)
- Progressive neurologic disorder until a treatment regimen has been established and the condition has stabilized. (4.3)

WARNINGS AND PRECAUTIONS

- Carefully consider benefits and risks before administering Quadracel to persons with a history of:
 - fever $\geq 40.5^{\circ}\text{C}$ ($\geq 105^{\circ}\text{F}$), hypotonic-hyporesponsive episode (HHE) or persistent, inconsolable crying lasting ≥ 3 hours within 48 hours after a previous pertussis-containing vaccine. (5.2)
 - seizures within 3 days after a previous pertussis-containing vaccine. (5.2)
- If Guillain-Barré syndrome occurred within 6 weeks of receipt of a prior vaccine containing tetanus toxoid, the decision to give any tetanus toxoid-containing vaccine, including Quadracel, should be based on careful consideration of the potential benefits and possible risks. (5.3)

ADVERSE REACTIONS

In a clinical study, the most common solicited injection site reactions were pain ($>75\%$), increase in arm circumference ($>65\%$), erythema ($>55\%$), and swelling ($>40\%$). Common solicited systemic reactions were myalgia ($>50\%$), malaise ($>35\%$), and headache ($>15\%$). (6.1)

To report SUSPECTED ADVERSE REACTIONS, contact Pharmacovigilance Department, Sanofi Pasteur Inc., Discovery Drive, Swiftwater, PA 18370 at 1-800-822-2463 (1-800-VACCINE) or VAERS at 1-800-822-7967 or <http://vaers.hhs.gov>
See 17 for PATIENT COUNSELING INFORMATION.

Revised: 8/2023

FULL PRESCRIBING INFORMATION: CONTENTS*

1 INDICATIONS AND USAGE

2 DOSAGE AND ADMINISTRATION

3 DOSAGE FORMS AND STRENGTHS

4 CONTRAINDICATIONS

- 4.1 Hypersensitivity
- 4.2 Encephalopathy
- 4.3 Progressive Neurologic Disorder

5 WARNINGS AND PRECAUTIONS

- 5.1 Management of Acute Allergic Reactions
- 5.2 Adverse Reactions Following Prior Pertussis Vaccination
- 5.3 Guillain-Barré Syndrome
- 5.4 Limitations of Vaccine Effectiveness
- 5.5 Altered Immunocompetence
- 5.6 Syncope

6 ADVERSE REACTIONS

- 6.1 Clinical Trials Experience
- 6.2 Postmarketing Experience

7 DRUG INTERACTIONS

- 7.1 Concomitant Administration with Other Vaccines
- 7.2 Immunosuppressive Treatments

8 USE IN SPECIFIC POPULATIONS

- 8.4 Pediatric Use

11 DESCRIPTION

12 CLINICAL PHARMACOLOGY

- 12.1 Mechanism of Action

13 NONCLINICAL TOXICOLOGY

- 13.1 Carcinogenesis, Mutagenesis, Impairment of Fertility

14 CLINICAL STUDIES

- 14.1 Immunogenicity

15 REFERENCES

16 HOW SUPPLIED/STORAGE AND HANDLING

- 16.1 How Supplied
- 16.2 Storage and Handling

17 PATIENT COUNSELING INFORMATION

* Sections or subsections omitted from the full prescribing information are not listed.

FULL PRESCRIBING INFORMATION

1 INDICATIONS AND USAGE

Quadracel[®] is a vaccine indicated for active immunization against diphtheria, tetanus, pertussis and poliomyelitis. A single dose of Quadracel is approved for use as a fifth dose in the diphtheria, tetanus, pertussis (DTaP) vaccination series, and as a fourth or fifth dose in the inactivated poliovirus (IPV) vaccination series in children 4 through 6 years of age whose previous DTaP vaccine doses have been with Pentacel[®] [Diphtheria

and Tetanus Toxoids and Acellular Pertussis Vaccine Adsorbed, Inactivated Poliovirus and Haemophilus b conjugate (Tetanus Toxoid Conjugate) Vaccine], DAPTACEL[®] (Diphtheria and Tetanus Toxoids and Acellular Pertussis Vaccine Adsorbed) and/or VAXELIS (Diphtheria and Tetanus Toxoids and Acellular Pertussis, Inactivated Poliovirus, Haemophilus b Conjugate and Hepatitis B Vaccine).

2 DOSAGE AND ADMINISTRATION

For intramuscular injection only.

Just before use, shake the vial or syringe well, until a uniform, white, cloudy suspension results. Parenteral drug products should be inspected visually for particulate matter and discoloration prior to administration, whenever solution and container permit. If either of these conditions exist, the product should not be administered.

Administer a 0.5 mL dose of Quadracel vaccine intramuscularly into the deltoid muscle of the upper arm. Discard unused portion in vial.

Quadracel should not be combined through reconstitution or mixed with any other vaccine.

3 DOSAGE FORMS AND STRENGTHS

Quadracel is a suspension for injection available in 0.5 mL single-dose vials and prefilled syringes [see *How Supplied/Storage and Handling (16)*].

4 CONTRAINDICATIONS

4.1 Hypersensitivity

Severe allergic reaction (e.g., anaphylaxis) to any ingredient of Quadracel [see *Description (11)*] or following any diphtheria toxoid, tetanus toxoid, pertussis-containing vaccine, or inactivated poliovirus vaccine, is a contraindication to administration of Quadracel.

4.2 Encephalopathy

Encephalopathy (e.g., coma, decreased level of consciousness, prolonged seizures) within 7 days of a previous dose of a pertussis-containing vaccine that is not attributable to another identifiable cause is a contraindication to administration of any pertussis-containing vaccine, including Quadracel.

4.3 Progressive Neurologic Disorder

Progressive neurologic disorder, including infantile spasms, uncontrolled epilepsy, or progressive encephalopathy is a contraindication to administration of any pertussis-containing vaccine including Quadracel. Pertussis vaccine should not be administered to individuals with such conditions until a treatment regimen has been established and the condition has stabilized.

5 WARNINGS AND PRECAUTIONS

5.1 Management of Acute Allergic Reactions

Epinephrine hydrochloride solution (1:1,000) and other appropriate agents and equipment must be available for immediate use in case an anaphylactic or acute hypersensitivity reaction occurs.

5.2 Adverse Reactions Following Prior Pertussis Vaccination

If any of the following events have occurred within the specified period after administration of a pertussis vaccine, the decision to administer Quadracel should be based on careful consideration of benefits and risks.

- Temperature of $\geq 40.5^{\circ}\text{C}$ ($\geq 105^{\circ}\text{F}$) within 48 hours, not attributable to another identifiable cause.
- Collapse or shock-like state (hypotonic-hyporesponsive episode [HHE]) within 48 hours.
- Persistent, inconsolable crying lasting ≥ 3 hours within 48 hours.
- Seizures with or without fever within 3 days.

5.3 Guillain-Barré Syndrome

If Guillain-Barré syndrome occurred within 6 weeks of receipt of a prior vaccine containing tetanus toxoid, the decision to give any vaccine containing tetanus toxoid, including Quadracel, should be based on careful consideration of the potential benefits and possible risks.

5.4 Limitations of Vaccine Effectiveness

Vaccination with Quadracel may not protect all individuals.

5.5 Altered Immunocompetence

If Quadracel is administered to immunocompromised persons, including persons receiving immunosuppressive therapy, the expected immune response may not be obtained [see *Drug Interactions (7.2)*].

5.6 Syncope

Syncope (fainting) may occur in association with administration of injectable vaccines including Quadracel. Procedures should be in place to avoid injury from fainting.

6 ADVERSE REACTIONS

In a clinical study, the most common solicited injection site reactions were pain ($>75\%$), increase in arm circumference ($>65\%$), erythema ($>55\%$), and swelling ($>40\%$). Common solicited systemic reactions were myalgia ($>50\%$), malaise ($>35\%$), and headache ($>15\%$).

6.1 Clinical Trials Experience

Because clinical trials are conducted under widely varying conditions, adverse reaction rates observed in the clinical trials of a vaccine cannot be directly compared to rates in

the clinical trials of another vaccine and may not reflect the rates observed in practice. The adverse reaction information from clinical trials does, however, provide a basis for identifying the adverse events that appear to be related to vaccine use and for approximating rates of those events. The poliovirus component (poliovirus types 1, 2, and 3) of this formulation of Quadracel is grown in Vero cells [see *Description (11)*]. The clinical study data in this section were accrued with a Quadracel formulation in which poliovirus component was grown in MRC-5 cells.

In a randomized, controlled, multicenter study conducted in the US and Puerto Rico (Study M5102; ClinicalTrials.gov Identifier: NCT01346293), 3,372 children, 4 to 6 years of age, who had received 4 doses of DAPTACEL and/or Pentacel vaccine(s) received Quadracel, or DAPTACEL + IPOL (Poliovirus Vaccine Inactivated) vaccines administered concomitantly but at separate sites. Subjects also received Measles, Mumps, and Rubella Virus Vaccine Live (MMR) (Merck & Co., Inc.) and Varicella Virus Vaccine Live (Varicella vaccine) (Merck & Co., Inc.) administered concomitantly at separate sites. Safety was evaluated in 2,733 subjects who received Quadracel and 621 subjects who received DAPTACEL + IPOL vaccines.

Among these subjects, 51.5% were male, 48.5% were female, 75.7% were Caucasian, 8.6% were Black, 7.9% were Hispanic, 0.9% were Asian, and 7.8% were of other racial/ethnic groups. The mean age for both groups was 4.4 years and the ratio of male to female subjects and ethnicity were balanced between both groups.

Solicited injection site reactions and systemic reactions were collected daily for 7 days following vaccination, via diary cards. Participants were monitored for unsolicited adverse events for 28 days and serious adverse events (SAEs) for 6 months after vaccination.

Solicited Adverse Reactions

The incidence and severity of solicited injection site and systemic adverse reactions that occurred within 7 days after vaccination in each study group are shown in Table 1.

Table 1: Percentage of Children 4 through 6 years of Age with Solicited Adverse Reactions by Intensity Within 7 Days of Vaccination with Quadracel or Concomitant but Separate DAPTACEL and IPOL vaccines Co-Administered with MMR and Varicella Vaccines*

	Quadracel (N[†]= 2,500-2,689)	DAPTACEL + IPOL (N[†] = 598-603)
Injection Site Reactions	Quadracel site	DAPTACEL or IPOL site
Pain[‡], Any	77.4	76.5
Pain [‡] , Grade 1	56.4	54.9
Pain [‡] , Grade 2	19.0	18.6
Pain [‡] , Grade 3	2.0	3.0
Change in limb circumference[§], Any	68.1	65.1
Change in limb circumference [§] , Grade 1	59.8	58.6
Change in limb		

Change in limb circumference [§] , Grade 2	8.2	6.5
Change in limb circumference [§] , Grade 3	0.2	0.0
Erythema , Any	59.1	53.4
Erythema, >0 to <25 mm	31.6	31.8
Erythema, ≥25 to <50 mm	9.5	9.6
Erythema, ≥50 mm	18.0	11.9
Swelling , Any	40.2	36.4
Swelling, >0 to <25 mm	23.5	23.1
Swelling, ≥25 to <50 mm	8.1	6.1
Swelling, ≥50 mm	8.6	7.1
Extensive limb swelling[¶] , Any	1.5	1.3
Systemic Reactions		
Myalgia[#] , Any	53.8	52.6
Myalgia [#] , Grade 1	36.0	33.5
Myalgia [#] , Grade 2	15.8	16.3
Myalgia [#] , Grade 3	1.9	2.8
Malaise[#] , Any	35.0	33.2
Malaise [#] , Grade 1	21.7	18.7
Malaise [#] , Grade 2	10.6	11.1
Malaise [#] , Grade 3	2.6	3.3
Headache[#] , Any	15.6	16.6
Headache [#] , Grade 1	11.9	11.9
Headache [#] , Grade 2	3.1	4.0
Headache [#] , Grade 3	0.6	0.7
Fever , Any	6.0	6.9
Fever ≥38.0°C to ≤38.4°C	2.6	3.0
Fever, ≥38.5°C to ≤38.9°C	2.1	1.8
Fever, ≥39.0°C	1.3	2.0

* ClinicalTrials.gov Identifier: NCT01346293.

† N = The number of subjects with available data.

‡ Grade 1: Easily tolerated, Grade 2: Sufficiently discomforting to interfere with normal behavior or activities, Grade 3: Incapacitating, unable to perform usual activities.

§ Grade 1: >0 to <25 mm increase over pre-vaccination measurement, Grade 2: ≥25 to ≤50 mm increase over pre-vaccination measurement, Grade 3: >50 mm increase over pre-vaccination measurement.

¶ Swelling of the injected limb including the adjacent joint (i.e., elbow and/or shoulder) as compared to baseline.

Grade 1: No interference with activity, Grade 2: Some interference with activity, Grade 3: Significant; prevents daily activity.

Serious Adverse Events

In Study M5102, within 28 days following vaccination with Quadracel, or DAPTACEL + IPOL vaccines, and concomitant MMR and varicella vaccines, 0.1% of subjects (3/2,733) in the Quadracel group experienced a serious adverse event. During the same time period, 0.2% subjects (1/621) in the DAPTACEL + IPOL group experienced a SAE. Within

the 6-month follow-up period after vaccination, SAEs were reported in 0.8% of subjects (21/2,733) who received Quadracel and 0.5% of subjects (3/621) who received DAPTACEL + IPOL vaccines, none of which were assessed as related to vaccination.

6.2 Postmarketing Experience

The following adverse events have been spontaneously reported, during the post-marketing use of Quadracel outside the US, in infants and children from 2 months through 6 years of age. Because these events are reported voluntarily from a population of uncertain size, it is not possible to estimate their frequency reliably or establish a causal relationship to vaccine exposure. This list includes adverse events based on one or more of the following factors: severity, frequency of reporting, or strength of evidence for a causal relationship to Quadracel.

- **Immune system disorders**

Anaphylactic reaction, hypersensitivity and allergic reactions (such as rash, urticaria, dyspnea)

- **Psychiatric disorders**

Screaming

- **Nervous system disorders**

Somnolence, convulsion, febrile convulsion, HHE, hypotonia

- **Cardiac disorders**

Cyanosis

- **Vascular disorders**

Pallor

- **General disorders and administration site conditions**

Listlessness

Injection site reactions (including inflammation, mass, sterile abscess, and edema)

Large injection site reactions (>50 mm), including limb swelling which may extend from the injection site beyond one or both joints

- **Infections and Infestations**

Injection site cellulitis, injection site abscess

7 DRUG INTERACTIONS

7.1 Concomitant Administration with Other Vaccines

In the US clinical trial, Study M5102, Quadracel was administered concomitantly with one or more of the following US-licensed vaccines: MMR vaccine and varicella vaccine [see *Adverse Reactions (6.1)*].

When Quadracel is given at the same time as another injectable vaccine(s), the vaccines should be administered with different syringes and at different injection sites.

7.2 Immunosuppressive Treatments

Immunosuppressive therapies, including irradiation, antimetabolites, alkylating agents, cytotoxic drugs and corticosteroids (used in greater than physiologic doses), may reduce the immune response to Quadracel [see *Warnings and Precautions (5.5)*].

8 USE IN SPECIFIC POPULATIONS

8.4 Pediatric Use

The safety and effectiveness of Quadracel has not been established in children less than 4 years of age or children 7 through 16 years of age and is not approved for use in these age groups.

11 DESCRIPTION

Quadracel (Diphtheria and Tetanus Toxoids and Acellular Pertussis Adsorbed and Inactivated Poliovirus Vaccine) is a sterile suspension for intramuscular injection.

Each 0.5 mL dose is formulated to contain 15 Lf diphtheria toxoid, 5 Lf tetanus toxoid, acellular pertussis antigens [20 mcg detoxified pertussis toxin (PT), 20 mcg filamentous hemagglutinin (FHA), 3 mcg pertactin (PRN), 5 mcg fimbriae types 2 and 3 (FIM)], and inactivated polioviruses [29 D-antigen units (DU) Type 1 (Mahoney), 7 DU Type 2 (MEF-1), 26 DU Type 3 (Saukett)].

Corynebacterium diphtheriae is grown in modified Mueller's growth medium. (1) After purification by ammonium sulfate fractionation, the diphtheria toxin is detoxified with formaldehyde and diafiltered.

Clostridium tetani is grown in modified Mueller-Miller casamino acid medium without beef heart infusion. (2) Tetanus toxin is detoxified with formaldehyde and purified by ammonium sulfate fractionation and diafiltration. Diphtheria and tetanus toxoids are individually adsorbed onto aluminum phosphate.

The acellular pertussis vaccine antigens are produced from *Bordetella pertussis* cultures grown in Stainer-Scholte medium (3) modified by the addition of casamino acids and dimethyl-beta-cyclodextrin. PT, FHA and PRN are isolated separately from the supernatant culture medium. FIM are extracted and copurified from the bacterial cells. The pertussis antigens are purified by sequential filtration, salt-precipitation, ultrafiltration and chromatography. PT is detoxified with glutaraldehyde. FHA is treated with formaldehyde and the residual aldehydes are removed by ultrafiltration. The individual antigens are adsorbed separately onto aluminum phosphate.

The Type 1, Type 2, and Type 3 polioviruses are individually grown in Vero cells (a continuous line of monkey kidney cells). Prior to viral propagation, the cells are grown in Iscove's medium, supplemented with calf serum. For viral propagation, the culture medium is replaced by M199 medium without calf serum. The viral harvests are concentrated and purified, then inactivated with formaldehyde to produce monovalent suspensions of each serotype. Specified quantities of monovalent suspensions of each serotype are mixed to produce the trivalent poliovirus concentrate. The adsorbed diphtheria, tetanus and acellular pertussis antigens are combined with aluminum phosphate, 2-phenoxyethanol (not as a preservative) and water for injection, into an intermediate concentrate. The trivalent poliovirus concentrate is added and the vaccine is diluted to its final concentration.

Each 0.5 mL dose contains 1.5 mg aluminum phosphate (0.33 mg aluminum) as the adjuvant, <8.1 mcg polysorbate 80, 3.3 mg (0.6% v/v) 2-phenoxyethanol (not as a preservative), 2 mcg to 7 mcg residual formaldehyde, <50 ng residual glutaraldehyde, ≤10 ng residual bovine serum albumin, <0.0001 pg streptomycin sulphate, <0.01 pg of neomycin and <0.000001 pg polymyxin B sulphate.

Quadracel does not contain a preservative.

Both diphtheria and tetanus toxoids induce at least 2 neutralizing units per mL in the guinea pig potency test. The potency of the acellular pertussis antigens is evaluated by the antibody response of immunized mice to detoxified PT, FHA, PRN and FIM as measured by enzyme-linked immunosorbent assay (ELISA). The potency of the inactivated poliovirus antigens is determined by measuring antibody-mediated neutralization of poliovirus in sera from immunized rats.

12 CLINICAL PHARMACOLOGY

12.1 Mechanism of Action

Diphtheria

Diphtheria is an acute toxin-mediated disease caused by toxigenic strains of *C. diphtheriae*. Protection against disease is due to the development of neutralizing antibodies to diphtheria toxin. A serum diphtheria antitoxin level of 0.01 IU/mL is the lowest level giving some degree of protection. Antitoxin levels of at least 0.1 IU/mL are generally regarded as protective. (4) Levels of 1.0 IU/mL have been associated with long-term protection. (5)

Tetanus

Tetanus is an acute disease caused by an extremely potent neurotoxin produced by *C. tetani*. Protection against disease is due to the development of neutralizing antibodies to tetanus toxin. A serum tetanus antitoxin level of at least 0.01 IU/mL, measured by neutralization assay, is considered the minimum protective level. (4) (6). A tetanus antitoxoid level ≥ 0.1 IU/mL as measured by the ELISA used in clinical studies of Quadracel is considered protective.

Pertussis

Pertussis (whooping cough) is a respiratory disease caused by *B. pertussis*. This Gram-negative coccobacillus produces a variety of biologically active components, though their role in either the pathogenesis of, or immunity to, pertussis has not been clearly defined.

There is no well-established serological correlate of protection for pertussis. Because DAPTACEL contains the same pertussis antigens manufactured by the same process as those in Quadracel, the effectiveness of Quadracel against pertussis was based on a comparison of pertussis immune responses following Quadracel to those following DAPTACEL (Diphtheria and Tetanus Toxoids and Acellular Pertussis Vaccine Adsorbed) [see *Clinical Studies (14)*]. The efficacy of the pertussis component of DAPTACEL was determined in clinical trials of DAPTACEL administered to infants (see DAPTACEL prescribing information). Quadracel contains twice as much detoxified PT and four times as much FHA as DAPTACEL. Quadracel contains the same quantity of the same pertussis antigens manufactured by the same process as those in Pentacel and VAXELIS.

Poliomyelitis

Polioviruses, of which there are three serotypes (Types 1, 2, and 3), are enteroviruses. The presence of poliovirus type-specific neutralizing antibodies has been correlated with protection against poliomyelitis. (7)

13 NONCLINICAL TOXICOLOGY

13.1 Carcinogenesis, Mutagenesis, Impairment of Fertility

Quadracel has not been evaluated for carcinogenic or mutagenic potential or impairment of fertility.

14 CLINICAL STUDIES

The poliovirus component (poliovirus types 1, 2 and 3) of this formulation of Quadracel is grown in Vero cells [see *Description (11)*]. The clinical study data in this section were accrued with a Quadracel formulation in which the poliovirus component was grown in MRC-5 cells. The poliovirus component of the two formulations of Quadracel are analytically comparable.

14.1 Immunogenicity

In Study M5102, children 4 through 6 years of age received Quadracel or DAPTACEL + IPOL as the fifth dose in the diphtheria, tetanus, and pertussis vaccination series and the fourth or fifth dose in the inactivated poliovirus vaccination series. Subjects also received their second dose of MMR and Varicella vaccines, concomitantly. The immunogenicity subset comprised 263 subjects in the Quadracel group and 253 subjects in the DAPTACEL + IPOL vaccines group [see *Clinical Trials Experience (6.1)*].

Antibody levels to diphtheria, tetanus, pertussis (PT, FHA, PRN and FIM) and poliovirus antigens were measured in sera obtained immediately prior to vaccination and 28 days after vaccination. The co-primary endpoints were booster response rates and antibody geometric mean concentrations/titers (GMCs/GMTs) to diphtheria, tetanus, pertussis and poliovirus antigens elicited after vaccination. Booster response rates and antibody GMCs/GMTs following Quadracel vaccination were compared to those after DAPTACEL + IPOL vaccination.

Quadracel was non-inferior to DAPTACEL + IPOL vaccines administered concomitantly at separate sites, as demonstrated by comparison of the post-vaccination antibody booster response rates and GMCs/GMTs to diphtheria and tetanus (Table 2), to all pertussis antigens (Table 3) and to poliovirus 1, 2 and 3 (Table 4).

Table 2: Booster Response Rates, Pre- and Post-Vaccination Seroprotection Rates and Post-Vaccination Antibody Levels to Diphtheria and Tetanus Antigens Following Quadracel or Concomitant but Separate DAPTACEL and IPOL Vaccines Co-Administered with MMR and Varicella Vaccines*

	Quadracel (N[†]=253-262)	DAPTACEL + IPOL (N[†]=248-253)
Anti-Diphtheria		
% Booster Response [‡]	97.3 [§]	99.2
Pre-vaccination % \geq 0.1 IU/mL [¶]	90.7	83.1

Post-vaccination % ≥ 0.1 IU/mL [¶]	100.0	99.6
Post-vaccination % ≥ 1.0 IU/mL [¶]	99.6	99.6
Post-vaccination GMC (IU/mL)	18.6 [#]	15.5
Anti-Tetanus		
% Booster Response [‡]	84.2 [§]	84.3
Pre-vaccination % ≥ 0.1 IU/mL [¶]	91.7	89.1
Post-vaccination % ≥ 0.1 IU/mL [¶]	100.0	99.2
Post-vaccination % ≥ 1.0 IU/mL [¶]	98.9	96.8
Post-vaccination GMC (IU/mL)	6.4 [#]	5.5

* ClinicalTrials.gov Identifier: NCT01346293.

† N = The number of subjects with available data.

‡ Booster response: In subjects with pre-vaccination antibody concentrations < 0.1 IU/mL, a post-vaccination level ≥ 0.4 IU/mL; in subjects with pre-vaccination antibody concentrations ≥ 0.1 IU/mL but < 2.0 IU/mL, a 4-fold rise in post-vaccination level; in subjects with pre-vaccination antibody level ≥ 2.0 IU/mL, a 2-fold rise in post-vaccination level.

§ Quadracel was non-inferior to DAPTACEL + IPOL based on the post-vaccination booster response rates for diphtheria and tetanus (lower limits of the 2-sided 95% CIs of the difference [Quadracel minus DAPTACEL + IPOL] were $> -10\%$).

¶ Seroprotection: anti-diphtheria and anti-tetanus antibody concentrations ≥ 0.1 IU/mL and ≥ 1.0 IU/mL.

Quadracel was non-inferior to DAPTACEL + IPOL based on the post-vaccination GMCs for diphtheria and tetanus (lower limits of the 2-sided 95% CIs of the ratio [Quadracel / DAPTACEL + IPOL] were $> 2/3$).

Table 3: Booster Response Rates and Post-vaccination Antibody Levels to Pertussis Antigens Following Quadracel or Concomitant but Separate DAPTACEL and IPOL Vaccines Co-Administered with MMR and Varicella Vaccines*

	Quadracel (N[†]=250-255)	DAPTACEL + IPOL (N[†]=247-249)
Anti-PT		
% Booster Response [‡]	95.2 [§]	89.9
Post-vaccination GMC (EU/mL)	120.7 [¶]	61.3
Anti-FHA		
% Booster Response [‡]	94.9 [§]	87.5
Post-vaccination GMC (EU/mL)	123.5 [¶]	79.0
Anti-PRN		
% Booster Response [‡]	96.9 [§]	93.1
Post-vaccination GMC (EU/mL)	282.6 [¶]	187.5
Anti-FIM		
% Booster Response [‡]	97.2 [§]	92.4

Post-vaccination GMC (EU/mL)	505.8 [¶]	378.9
------------------------------	--------------------	-------

* ClinicalTrials.gov Identifier: NCT01346293.

† N = The number of subjects with available data.

‡ Booster response: In subjects with pre-vaccination antibody concentrations <LLOQ, a post-vaccination level $\geq 4 \times$ LLOQ; in subjects with pre-vaccination antibody concentrations \geq LLOQ but $< 4 \times$ LLOQ, a 4-fold rise in post-vaccination level; in subjects with pre-vaccination antibody level $\geq 4 \times$ LLOQ, a 2-fold rise in post-vaccination level.

§ Quadracel was non-inferior to DAPTACEL + IPOL based on the post-vaccination booster response rates for all pertussis antigens (lower limits of the 2-sided 95% CIs of the difference [Quadracel minus DAPTACEL + IPOL] were $> -10\%$).

¶ Quadracel was non-inferior to DAPTACEL + IPOL based on the post-vaccination GMCs for all pertussis antigens (lower limits of the 2-sided 95% CIs of the ratio [DTaP-IPV / DAPTACEL + IPOL] were $> 2/3$).

Table 4: Booster Response Rates, Pre- and Post-Vaccination Seroprotection Rates and Post-vaccination Antibody Levels to Poliovirus Antigens Following Quadracel or Concomitant but Separate DAPTACEL and IPOL Vaccines Co-Administered with MMR and Varicella Vaccines*

	Quadracel (N [†] =247-258)	DAPTACEL + IPOL (N [†] =248-253)
Anti-Poliovirus 1		
% Booster Response [‡]	85.9 [§]	82.3
Pre-vaccination % $\geq 1:8$ dilution	98.4	98.8
Post-vaccination % $\geq 1:8$ dilution	100.0	99.6
Post-vaccination GMT	3,477 [¶]	2,731
Anti-Poliovirus 2		
% Booster Response [‡]	78.3 [§]	79.0
Pre-vaccination % $\geq 1:8$ dilution	99.6	99.6
Post-vaccination % $\geq 1:8$ dilution	100.0	100.0
Post-vaccination GMT	3,491 [¶]	3,894
Anti-Poliovirus 3		
% Booster Response [‡]	85.0 [§]	84.7
Pre-vaccination % $\geq 1:8$ dilution	96.8	93.1
Post-vaccination % $\geq 1:8$ dilution	100.0	100.0
Post-vaccination GMT	4,591 [¶]	3,419

* ClinicalTrials.gov Identifier: NCT01346293.

† N = The number of subjects with available data.

‡ Booster response: In subjects with pre-vaccination antibody concentrations $< 1:8$ dilution, post-vaccination levels $\geq 1:8$ dil; in subjects with pre-vaccination antibody concentrations $\geq 1:8$ dilution, a 4-fold rise in post-vaccination antibody levels.

§ Quadracel was non-inferior to DAPTACEL + IPOL based on the post-vaccination booster response rates for polio types 1, 2 and 3 (lower limits of the 2-sided 95%

95% CIs of the difference [Quadracel minus DAPTACEL + IPOL] were > -10%).

- ¶ Quadracel was non-inferior to DAPTACEL + IPOL based on the post-vaccination GMTs for polio types 1, 2 and 3 (lower limits of the 2-sided 95% CIs of the ratio [Quadracel / DAPTACEL + IPOL] were >2/3).

15 REFERENCES

- 1 Stainer DW. Production of diphtheria toxin. In: Manclark CR, editor. Proceedings of an informal consultation on the World Health Organization requirements for diphtheria, tetanus, pertussis and combined vaccines. United States Public Health Service, Bethesda, MD. DHHS 91-1174. 1991:7-11.
- 2 Mueller JH, Miller PA. Variable factors influencing the production of tetanus toxin. J Bacteriol 1954;67(3):271-7.
- 3 Stainer DW, Scholte MJ. A simple chemically defined medium for the production of phase I Bordetella pertussis. J Gen Microbiol 1970;63:211-20.
- 4 Department of Health and Human Services, Food and Drug Administration. Biological products; bacterial vaccines and toxoids; implementation of efficacy review; proposed rule. Federal Register 1985;50(240):51002-117.
- 5 Vitek CR, Tiwari TSP, Wharton M. Diphtheria toxoid. In: Plotkin SA, Orenstein WA, and Offit PA, editors. Vaccines. 7th ed. Philadelphia, PA: WB Saunders; 2018;7:261-75.
- 6 Roper M, Wassilak SGF, Tiwari TSP, Orenstein WA. Tetanus toxoid. In: Plotkin SA, Orenstein WA, and Offit PA, editors. Vaccines. 7th ed. Philadelphia, PA: WB Saunders; 2018;18:1052-79.
- 7 Sutter RW, et al. Defining surrogate serologic tests with respect to predicting protective vaccine efficacy: Poliovirus vaccination. In: Williams JC, et al. eds. Combined vaccines and simultaneous administration. Current issues and perspectives. New York, NY: The New York Academy of Sciences. 1995:289-99.

16 HOW SUPPLIED/STORAGE AND HANDLING

16.1 How Supplied

The vial stopper, syringe plunger stopper, and syringe tip cap are not made with natural rubber latex.

Single-dose vial (NDC No. 49281-564-58) in packages of 10 vials (NDC No. 49281-564-10).

Single-dose, prefilled syringe, without needle, (NDC No. 49281-564-88). Supplied as package of 10 (NDC No. 49281-564-15).

16.2 Storage and Handling

Quadracel should be stored at 2° to 8°C (35° to 46°F). Do not freeze. Product which has been exposed to freezing should not be used. Do not use after expiration date shown on the label.

17 PATIENT COUNSELING INFORMATION

Inform the parent or guardian of the following:

- The potential benefits and risks of immunization with Quadracel.
- The common adverse reactions that have occurred following administration of Quadracel or other vaccines containing similar components.
- Other adverse reactions can occur. Call healthcare provider with any adverse reactions of concern.

Provide the Vaccine Information Statements (VIS), which are required by the National Childhood Vaccine Injury Act of 1986.

Manufactured by:

Sanofi Pasteur Limited

Toronto Ontario Canada

Distributed by:

Sanofi Pasteur Inc.

Swiftwater PA 18370 USA

Quadracel[®] is a registered trademark of Sanofi, its affiliates and subsidiaries.

R3-0823 USA

PRINCIPAL DISPLAY PANEL - 0.5 mL Vial Label

NDC 49281-564-58

DTaP-IPV

Diphtheria and
Tetanus Toxoids and Acellular
Pertussis Adsorbed and
Inactivated Poliovirus Vaccine

4 - 6 yrs

Quadracel[®]

Rx only

Single-dose (0.5 mL)

IM only

Sanofi Pasteur Limited

NDC 49281-564-58 DTaP-IPV
Diphtheria and 4 - 6 yrs
Tetanus Toxoids and Acellular
Pertussis Adsorbed and
Inactivated Poliovirus Vaccine
Quadracel® *Rx only*
Single-dose (0.5 mL) IM only
Sanofi Pasteur Limited

Quadracel®
NDC 49281-564-58

SANOFI PASTEUR SANOFI PASTEUR SANOFI PASTEUR SANOFI PASTEUR
L [LOT NUMBER]

7415



L [LOT NUMBER]
E [EXPIRY]

PRINCIPAL DISPLAY PANEL - 0.5 mL Vial Package

NDC 49281-564-10

DTaP-IPV

Diphtheria and Tetanus
Toxoids and Acellular Pertussis
Adsorbed and Inactivated
Poliovirus Vaccine

10 single-dose vials
0.5 mL

Rx only

Quadracel[®]

For children 4 years
through 6 years of age

SANOFI PASTEUR

7416



GTIN:
00 349 281 564 10 9

L [LOT NUMBER]
E [EXPIRY]
S [SERIAL NUMBER]



10 single-dose vials
0.5 mL



521 752296

NDC 49281-564-10

Diphtheria and Tetanus Toxoids and Acellular Pertussis Adsorbed and Inactivated Poliovirus Vaccine

DTaP-IPV

10 single-dose vials
0.5 mL

Rx only

For children 4 years
through 6 years of age



SANOFI PASTEUR



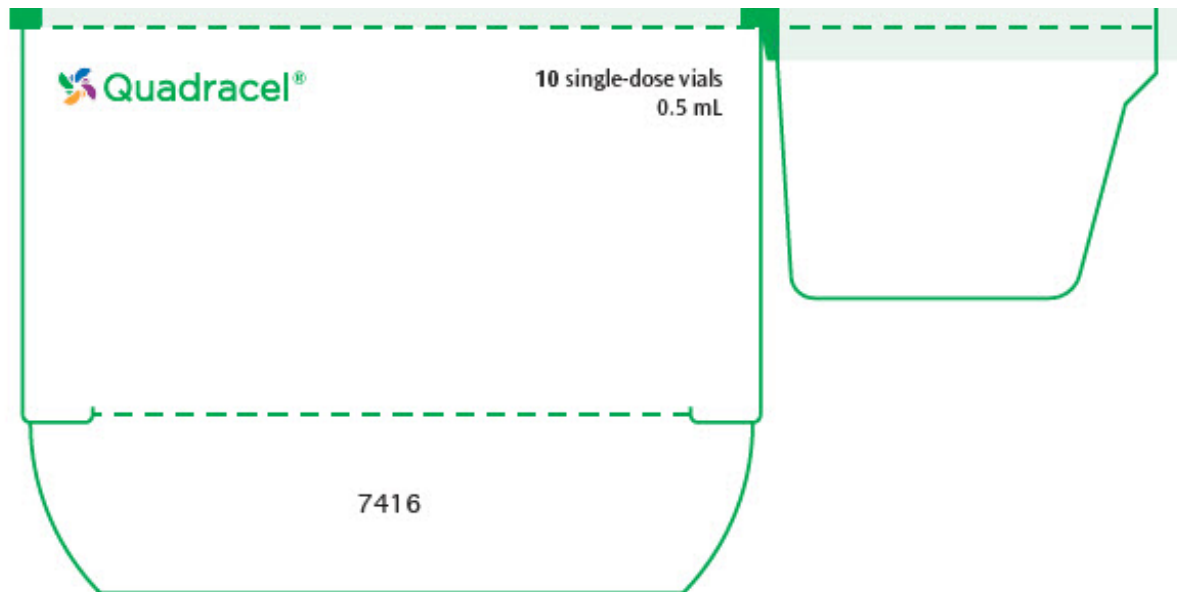
Store at 2° to 8°C (35° to 46°F). **DO NOT FREEZE.**
Dose: 0.5 mL intramuscularly.
SHAKE WELL before use. Discard unused portion.

Each 0.5 mL dose contains:
15 Lf diphtheria toxoid, 5 Lf tetanus toxoid,
20 mcg detoxified pertussis toxin, 20 mcg filamentous
haemagglutinin, 3 mcg pertactin, 5 mcg fimbriae
types 2 and 3, inactivated polioviruses
[29 D-antigen units (DU) Type 1 (Mahoney),
7 DU Type 2 (MEF-1), 26 DU Type 3 (Saukett)] and 1.5 mg aluminum
phosphate as adjuvant. Each dose contains <0.0001 pg streptomycin
sulphate, <0.01 pg of neomycin and <0.000001 pg polymyxin B sulphate.
See full prescribing information for additional details.

SASL
Sticker

Manufactured by:
Sanofi Pasteur Limited
Toronto Ontario Canada
US Govt License #1726

Distributed by:
Sanofi Pasteur Inc.
Swiftwater PA 18370 USA



PRINCIPAL DISPLAY PANEL - 0.5 mL Syringe Label

L XXXXXXXX
E XXXXXXXX

7803

NDC 49281-564-88

DTaP-IPV

Diphtheria and

Tetanus Toxoids and

Acellular Pertussis

Adsorbed and Inactivated

Poliovirus Vaccine

Quadracel®

Rx only

Single-dose (0.5 mL)

IM only

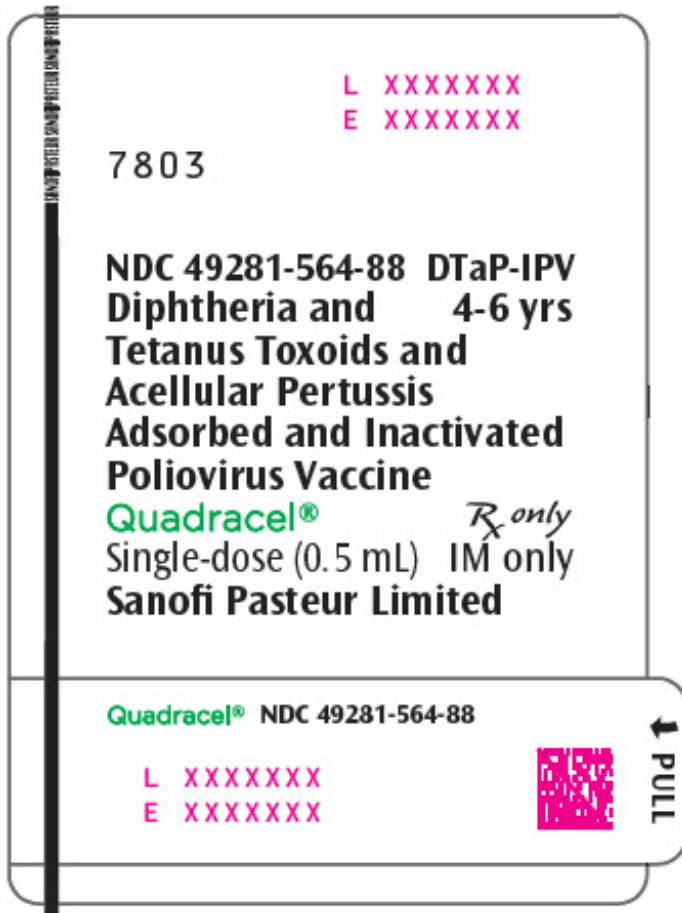
Sanofi Pasteur Limited

4-6 yrs

Quadracel® NDC 49281-564-88

L XXXXXXXX
E XXXXXXXX

↓ PULL



PRINCIPAL DISPLAY PANEL - 0.5 mL Syringe Package

NDC 49281-564-15

DTaP-IPV

Diphtheria and Tetanus
Toxoids and Acellular Pertussis
Adsorbed and Inactivated
Poliovirus Vaccine
10 single-dose
prefilled syringes 0.5 mL

Rx only

Quadracel®

For children 4 years through 6 years of age

SANOFI PASTEUR

NDC 49281-564-15

**Diphtheria and Tetanus
Toxoids and Acellular Pertussis
Adsorbed and Inactivated
Poliovirus Vaccine**

10 single-dose
prefilled syringes 0.5 mL




Store at 2° to 8°C (35° to 46°F). **DO NOT FREEZE.**
Dose: 0.5 mL intramuscularly.
SHAKE WELL before use.

Each 0.5 mL dose contains:
15 Lf diphtheria toxoid, 5 Lf tetanus toxoid,
20 mcg detoxified pertussis toxin, 20 mcg filamentous
haemagglutinin, 3 mcg pertactin, 5 mcg fimbriae
types 2 and 3, inactivated polioviruses
[29 D-antigen units (DU) Type 1 (Mahoney),
7 DU Type 2 (MEF-1), 26 DU Type 3 (Saukett)] and
1.5 mg aluminum phosphate as adjuvant.
Each dose contains <0.0001 pg streptomycin sulphate,
<0.01 pg of neomycin and <0.000001 pg polymyxin B sulphate.
See full prescribing information for additional details.

Distributed by:
Sanofi Pasteur Inc.
Swiftwater PA 18370 USA

Manufactured by:
Sanofi Pasteur Limited
Toronto Ontario Canada
US Govt License #1726

7801



521 816114

7801

Online variable information
laser engraved here.

Area Reserved for Serialization
Lot Number
Expiration Date
Serial Number
Datamatrix barcode



PS1P9518Z6P000 NLD

5
3
1

NDC 49281-564-15

DTaP-IPV

**Diphtheria and Tetanus
Toxoids and Acellular Pertussis
Adsorbed and Inactivated
Poliovirus Vaccine**

10 single-dose
prefilled syringes 0.5 mL

R_x only



For children 4 years through 6 years of age

SANOFI PASTEUR



QUADRACEL

diphtheria and tetanus toxoids and acellular pertussis adsorbed and inactivated poliovirus vaccine injection, suspension

Product Information

Product Type	VACCINE	Item Code (Source)	NDC:49281-564
Route of Administration	INTRAMUSCULAR		

Active Ingredient/Active Moiety

Ingredient Name	Basis of Strength	Strength
CORYNEBACTERIUM DIPHTHERIAE TOXOID ANTIGEN (FORMALDEHYDE INACTIVATED) (UNII: IRH51QN26H) (CORYNEBACTERIUM DIPHTHERIAE TOXOID ANTIGEN (FORMALDEHYDE INACTIVATED) - UNII:IRH51QN26H)	CORYNEBACTERIUM DIPHTHERIAE TOXOID ANTIGEN (FORMALDEHYDE INACTIVATED)	15 [Lf] in 0.5 mL
CLOSTRIDIUM TETANI TOXOID ANTIGEN (FORMALDEHYDE INACTIVATED) (UNII: K3W1N8YP13) (CLOSTRIDIUM TETANI TOXOID ANTIGEN (FORMALDEHYDE INACTIVATED) - UNII:K3W1N8YP13)	CLOSTRIDIUM TETANI TOXOID ANTIGEN (FORMALDEHYDE INACTIVATED)	5 [Lf] in 0.5 mL
BORDETELLA PERTUSSIS TOXOID ANTIGEN (GLUTARALDEHYDE INACTIVATED) (UNII: F4TN0IPY37) (BORDETELLA PERTUSSIS TOXOID ANTIGEN (GLUTARALDEHYDE INACTIVATED) - UNII:F4TN0IPY37)	BORDETELLA PERTUSSIS TOXOID ANTIGEN (GLUTARALDEHYDE INACTIVATED)	20 ug in 0.5 mL
BORDETELLA PERTUSSIS FILAMENTOUS HEMAGGLUTININ ANTIGEN (FORMALDEHYDE INACTIVATED) (UNII: 8C367IY4EY) (BORDETELLA PERTUSSIS FILAMENTOUS HEMAGGLUTININ ANTIGEN (FORMALDEHYDE INACTIVATED) - UNII:8C367IY4EY)	BORDETELLA PERTUSSIS FILAMENTOUS HEMAGGLUTININ ANTIGEN (FORMALDEHYDE INACTIVATED)	20 ug in 0.5 mL
BORDETELLA PERTUSSIS PERTACTIN ANTIGEN (UNII: 63GD90PP8X) (BORDETELLA PERTUSSIS PERTACTIN ANTIGEN - UNII:63GD90PP8X)	BORDETELLA PERTUSSIS PERTACTIN ANTIGEN	3 ug in 0.5 mL
BORDETELLA PERTUSSIS FIMBRIAE 2/3 ANTIGEN (UNII: 100600285A) (BORDETELLA PERTUSSIS FIMBRIAE 2/3 ANTIGEN - UNII:100600285A)	BORDETELLA PERTUSSIS FIMBRIAE 2/3 ANTIGEN	5 ug in 0.5 mL
POLIOVIRUS TYPE 1 ANTIGEN (FORMALDEHYDE INACTIVATED) (UNII: 0LVY784C09) (POLIOVIRUS TYPE 1 ANTIGEN (FORMALDEHYDE INACTIVATED) - UNII:0LVY784C09)	POLIOVIRUS TYPE 1 ANTIGEN (FORMALDEHYDE INACTIVATED)	29 [D'ag'U] in 0.5 mL
POLIOVIRUS TYPE 2 ANTIGEN (FORMALDEHYDE INACTIVATED) (UNII: 23JE9KDF4R) (POLIOVIRUS TYPE 2 ANTIGEN (FORMALDEHYDE INACTIVATED) - UNII:23JE9KDF4R)	POLIOVIRUS TYPE 2 ANTIGEN (FORMALDEHYDE INACTIVATED)	7 [D'ag'U] in 0.5 mL
POLIOVIRUS TYPE 3 ANTIGEN (FORMALDEHYDE INACTIVATED) (UNII: 459ROM8M9M) (POLIOVIRUS TYPE 3 ANTIGEN (FORMALDEHYDE INACTIVATED) - UNII:459ROM8M9M)	POLIOVIRUS TYPE 3 ANTIGEN (FORMALDEHYDE INACTIVATED)	26 [D'ag'U] in 0.5 mL

Inactive Ingredients

Ingredient Name	Strength
ALUMINUM PHOSPHATE (UNII: F92V3S521O)	1.5 mg in 0.5 mL
PHENOXYETHANOL (UNII: HIE492ZZ3T)	3.3 mg in 0.5 mL
POLYSORBATE 80 (UNII: 6OZP39ZG8H)	
FORMALDEHYDE (UNII: 1HG84L3525)	
GLUTARAL (UNII: T3C89M417N)	
ALBUMIN BOVINE (UNII: 27432CM55Q)	
STREPTOMYCIN SULFATE (UNII: CW25IKJ202)	
NEOMYCIN (UNII: I16QD7X297)	
POLYMYXIN B SULFATE (UNII: 19371312D4)	
WATER (UNII: 059QF0KO0R)	

Product Characteristics

Color	WHITE (WHITE TO OFF-WHITE)	Score	
Shape		Size	
Flavor		Imprint Code	
Contains			

Packaging

#	Item Code	Package Description	Marketing Start Date	Marketing End Date
1	NDC:49281-564-10	10 in 1 PACKAGE		
1	NDC:49281-564-58	0.5 mL in 1 VIAL, SINGLE-USE; Type 0: Not a Combination Product		
2	NDC:49281-564-15	10 in 1 PACKAGE		
2	NDC:49281-564-88	0.5 mL in 1 SYRINGE; Type 3: Prefilled Biologic Delivery Device/System (syringe, patch, etc.)		

Marketing Information

Marketing Category	Application Number or Monograph Citation	Marketing Start Date	Marketing End Date
BLA	BLA125525	03/24/2015	

Labeler - Sanofi Pasteur Inc. (086723285)

Establishment

Name	Address	ID/FEI	Business Operations
Sanofi Pasteur Limited		208206623	MANUFACTURE

Revised: 8/2023

Sanofi Pasteur Inc.