

# TESTOSTERONE CYPIONATE- testosterone cypionate injection

Cipla USA Inc.

-----

## Testosterone Cypionate injection, USP C-III

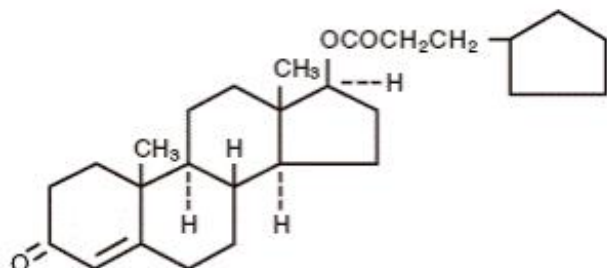
### DESCRIPTION

Testosterone cypionate, for intramuscular injection, contains testosterone cypionate which is the oil-soluble 17 (beta)-cyclopentylpropionate ester of the androgenic hormone testosterone.

Testosterone cypionate is a white or creamy white crystalline powder, odorless or nearly so and stable in air. It is insoluble in water, freely soluble in alcohol, chloroform, dioxane, ether, and soluble in vegetable oils.

The chemical name for testosterone cypionate is androst-4-en-3-one, 17-(3-cyclopentyl-1-oxopropoxy)-, (17β)-. Its molecular formula is C<sub>27</sub>H<sub>40</sub>O<sub>3</sub>, and the molecular weight 412.61.

The structural formula is represented below:



Testosterone cypionate injection, USP is available in two strengths, 100 mg/mL and 200 mg/mL testosterone cypionate.

Each mL of the **100 mg/mL** solution contains:

Testosterone cypionate.....100  
mg

Benzyl benzoate .....0.1  
mL

Cottonseed oil .....736  
mg

Benzyl alcohol (as preservative) .....9.45  
mg

Each mL of the **200 mg/mL** solution contains:

Testosterone cypionate .....200  
mg

Benzyl benzoate .....	0.2
mL	
Cottonseed oil .....	560
mg	
Benzyl alcohol (as preservative) .....	9.45
mg	

## CLINICAL PHARMACOLOGY

Endogenous androgens are responsible for normal growth and development of the male sex organs and for maintenance of secondary sex characteristics. These effects include growth and maturation of the prostate, seminal vesicles, penis, and scrotum; development of male hair distribution, such as beard, pubic, chest, and axillary hair; laryngeal enlargement, vocal cord thickening, and alterations in body musculature and fat distribution. Drugs in this class also cause retention of nitrogen, sodium, potassium, and phosphorous, and decreased urinary excretion of calcium. Androgens have been reported to increase protein anabolism and decrease protein catabolism. Nitrogen balance is improved only when there is sufficient intake of calories and protein.

Androgens are responsible for the growth spurt of adolescence and for eventual termination of linear growth, brought about by fusion of the epiphyseal growth centers. In children, exogenous androgens accelerate linear growth rates, but may cause disproportionate advancement in bone maturation. Use over long periods may result in fusion of the epiphyseal growth centers and termination of the growth process. Androgens have been reported to stimulate production of red blood cells by enhancing production of erythropoietic stimulation factor.

During exogenous administration of androgens, endogenous testosterone release is inhibited through feedback inhibition of pituitary luteinizing hormone (LH). At large doses of exogenous androgens, spermatogenesis may also be suppressed through feedback inhibition of pituitary follicle stimulating hormone (FSH).

There is a lack of substantial evidence that androgens are effective in fractures, surgery, convalescence, and functional uterine bleeding.

### Pharmacokinetics

Testosterone esters are less polar than free testosterone. Testosterone esters in oil injected intramuscularly are absorbed slowly from the lipid phase; thus, testosterone cypionate can be given at intervals of two to four weeks.

Testosterone in plasma is 98 percent bound to a specific testosterone-estradiol binding globulin, and about 2 percent is free. Generally, the amount of this sex-hormone binding globulin in the plasma will determine the distribution of testosterone between free and bound forms, and the free testosterone concentration will determine its half-life.

About 90 percent of a dose of testosterone is excreted in the urine as glucuronic and sulfuric acid conjugates of testosterone and its metabolites; about 6 percent of a dose is excreted in the feces, mostly in the unconjugated form. Inactivation of testosterone occurs primarily in the liver. Testosterone is metabolized to various 17-keto steroids through two different pathways.

The half-life of testosterone cypionate when injected intramuscularly is approximately eight days.

In many tissues the activity of testosterone appears to depend on reduction to dihydrotestosterone, which binds to cytosol receptor proteins. The steroid-receptor complex is transported to the nucleus where it initiates transcription events and cellular changes related to androgen action.

## **INDICATIONS AND USAGE**

Testosterone cypionate injection is indicated for replacement therapy in the male in conditions associated with symptoms of deficiency or absence of endogenous testosterone.

1. Primary hypogonadism (congenital or acquired)-testicular failure due to cryptorchidism, bilateral torsion, orchitis, vanishing testis syndrome; or orchidectomy.
2. Hypogonadotropic hypogonadism (congenital or acquired)-gonadotropin or LHRH deficiency, or pituitary-hypothalamic injury from tumors, trauma, or radiation.

Safety and efficacy of testosterone cypionate in men with "age -related hypogonadism" (also referred to as "late-onset hypogonadism") have not been established.

## **CONTRAINDICATIONS**

1. Known hypersensitivity to the drug
2. Males with carcinoma of the breast
3. Males with known or suspected carcinoma of the prostate gland
4. Women who are pregnant (see PRECAUTIONS, Pregnancy)
5. Patients with serious cardiac, hepatic or renal disease (see WARNINGS)

## **WARNINGS**

Hypercalcemia may occur in immobilized patients. If this occurs, the drug should be discontinued.

Prolonged use of high doses of androgens (principally the 17- $\alpha$  alkyl-androgens) has been associated with development of hepatic adenomas, hepatocellular carcinoma, and peliosis hepatis —all potentially life-threatening complications.

Geriatric patients treated with androgens may be at an increased risk of developing prostatic hypertrophy and prostatic carcinoma although conclusive evidence to support this concept is lacking.

There have been postmarketing reports of venous thromboembolic events, including deep vein thrombosis (DVT) and pulmonary embolism (PE), in patients using testosterone products, such as testosterone cypionate. Evaluate patients who report symptoms of pain, edema, warmth and erythema in the lower extremity for DVT and those who present with acute shortness of breath for PE. If a venous thromboembolic event is suspected, discontinue treatment with testosterone cypionate and initiate appropriate workup and management.

Long term clinical safety trials have not been conducted to assess the cardiovascular outcomes of testosterone replacement therapy in men. To date, epidemiologic studies and randomized controlled trials have been inconclusive for determining the risk of major adverse cardiovascular events (MACE), such as non-fatal myocardial infarction, non fatal stroke, and cardiovascular death, with the use of testosterone compared to non-use. Some studies, but not all, have reported an increased risk of MACE in association with use of testosterone replacement therapy in men. Patients should be informed of this possible risk when deciding whether to use or to continue to use testosterone cypionate injection.

Testosterone has been subject to abuse, typically at doses higher than recommended for the approved indication and in combination with other anabolic androgenic steroids. Anabolic androgenic steroid abuse can lead to serious cardiovascular and psychiatric adverse reactions (see DRUG ABUSE AND DEPENDENCE).

If testosterone abuse is suspected, check serum testosterone concentrations to ensure they are within therapeutic range. However, testosterone levels may be in the normal or subnormal range in men abusing synthetic testosterone derivatives. Counsel patients concerning the serious adverse reactions associated with abuse of testosterone and anabolic androgenic steroids. Conversely, consider the possibility of testosterone and anabolic androgenic steroid abuse in suspected patients who present with serious cardiovascular or psychiatric adverse events

Edema, with or without congestive heart failure, may be a serious complication in patients with pre-existing cardiac, renal or hepatic disease.

Gynecomastia may develop and occasionally persists in patients being treated for hypogonadism.

The preservative benzyl alcohol has been associated with serious adverse events, including the "gasping syndrome", and death in pediatric patients. Although normal therapeutic doses of this product ordinarily deliver amounts of benzyl alcohol that are substantially lower than those reported in association with the "gasping syndrome", the minimum amount of benzyl alcohol at which toxicity may occur is not known. The risk of benzyl alcohol toxicity depends on the quantity administered and the liver and kidneys' capacity to detoxify the chemical. Premature and low-birth weight infants may be more likely to develop toxicity.

Androgen therapy should be used cautiously in healthy males with delayed puberty. The effect on bone maturation should be monitored by assessing bone age of the wrist and hand every 6 months. In children, androgen treatment may accelerate bone maturation without producing compensatory gain in linear growth. This adverse effect may result in compromised adult stature. The younger the child the greater the risk of compromising final mature height.

This drug has not been shown to be safe and effective for the enhancement of athletic performance. Because of the potential risk of serious adverse health effects, this drug should not be used for such purpose.

## **PRECAUTIONS**

### **General**

Patients with benign prostatic hypertrophy may develop acute urethral obstruction. Priapism or excessive sexual stimulation may develop. Oligospermia may occur after prolonged administration or excessive dosage. If any of these effects appear, the androgen should be stopped and if restarted, a lower dosage should be utilized.

Testosterone cypionate should not be used interchangeably with testosterone propionate because of differences in duration of action.

Testosterone cypionate *is not* for intravenous use.

### **Information for patients**

Patients should be instructed to report any of the following: nausea, vomiting, changes in skin color, ankle swelling, too frequent or persistent erections of the penis.

### **Laboratory tests**

Hemoglobin and hematocrit levels (to detect polycythemia) should be checked periodically in patients receiving long-term androgen administration.

Serum cholesterol may increase during androgen therapy.

### **Drug interactions**

Androgens may increase sensitivity to oral anticoagulants. Dosage of the anticoagulant may require reduction in order to maintain satisfactory therapeutic hypoprothrombinemia.

Concurrent administration of oxyphenbutazone and androgens may result in elevated serum levels of oxyphenbutazone.

In diabetic patients, the metabolic effects of androgens may decrease blood glucose and, therefore, insulin requirements.

### **Drug/Laboratory test Interferences**

Androgens may decrease levels of thyroxine-binding globulin, resulting in decreased total T4 serum levels and increased resin uptake of T3 and T4. Free thyroid hormone levels remain unchanged, however, and there is no clinical evidence of thyroid dysfunction.

### **Carcinogenesis**

#### Animal data

Testosterone has been tested by subcutaneous injection and implantation in mice and rats. The implant induced cervical-uterine tumors in mice, which metastasized in some cases. There is suggestive evidence that injection of testosterone into some strains of female mice increases their susceptibility to hepatoma. Testosterone is also known to increase the number of tumors and decrease the degree of differentiation of chemically induced carcinomas of the liver in rats.

#### Human data

There are rare reports of hepatocellular carcinoma in patients receiving long-term therapy with androgens in high doses. Withdrawal of the drugs did not lead to regression of the tumors in all cases.

Geriatric patients treated with androgens may be at an increased risk of developing

prostatic hypertrophy and prostatic carcinoma although conclusive evidence to support this concept is lacking.

## **Pregnancy**

### Teratogenic Effects

The use of testosterone in women who are pregnant is contraindicated. Testosterone is teratogenic and may cause fetal harm. Testosterone is known to cause virilization of the female fetus when administered to pregnant women.

Benzyl alcohol can cross the placenta. See WARNINGS.

## **Nursing mothers**

Testosterone cypionate is not recommended for use in nursing mothers.

## **Pediatric use**

Safety and effectiveness in pediatric patients below the age of 12 years have not been established.

## **ADVERSE REACTIONS**

The following adverse reactions in the male have occurred with some androgens:

Endocrine and urogenital: Gynecomastia and excessive frequency and duration of penile erections. Oligospermia may occur at high dosages.

Skin and appendages: Hirsutism, male pattern of baldness, seborrhea, and acne.

Cardiovascular disorders: myocardial infarction, stroke.

Fluid and electrolyte disturbances: Retention of sodium, chloride, water, potassium, calcium, and inorganic phosphates.

Gastrointestinal: Nausea, cholestatic jaundice, alterations in liver function tests, rarely hepatocellular neoplasms and peliosis hepatis (see WARNINGS).

Hematologic: Suppression of clotting factors II, V, VII, and X, bleeding in patients on concomitant anticoagulant therapy, and polycythemia.

Nervous system: Increased or decreased libido, headache, anxiety, depression, and generalized paresthesia.

Allergic: Hypersensitivity, including skin manifestations and anaphylactoid reactions.

Vascular disorders: Venous thromboembolism.

Special senses: Rare cases of central serous chorioretinopathy (CSCR)

Miscellaneous: Inflammation and pain at the site of intramuscular injection.

## **DRUG ABUSE AND DEPENDENCE**

### **Controlled Substance**

Testosterone cypionate injection contains testosterone, a Schedule III controlled substance in the Controlled Substances Act.

## **Abuse**

Drug abuse is intentional non-therapeutic use of a drug, even once, for its rewarding psychological and physiological effects. Abuse and misuse of testosterone are seen in male and female adults and adolescents. Testosterone, often in combination with other anabolic androgenic steroids (AAS), and not obtained by prescription through a pharmacy, may be abused by athletes and bodybuilders. There have been reports of misuse by men taking higher doses of legally obtained testosterone than prescribed and continuing testosterone despite adverse events or against medical advice.

## **Abuse-Related Adverse Reactions**

Serious adverse reactions have been reported in individuals who abuse anabolic androgenic steroids and include cardiac arrest, myocardial infarction, hypertrophic cardiomyopathy, congestive heart failure, cerebrovascular accident, hepatotoxicity, and serious psychiatric manifestations, including major depression, mania, paranoia, psychosis, delusions, hallucinations, hostility and aggression.

The following adverse reactions have also been reported in men: transient ischemic attacks, convulsions, hypomania, irritability, dyslipidemias, testicular atrophy, subfertility, and infertility.

The following additional adverse reactions have been reported in women: hirsutism, virilization, deepening of voice, clitoral enlargement, breast atrophy, male-pattern baldness, and menstrual irregularities.

The following adverse reactions have been reported in male and female adolescents: premature closure of bony epiphyses with termination of growth, and precocious puberty.

Because these reactions are reported voluntarily from a population of uncertain size and may include abuse of other agents, it is not always possible to reliably estimate their frequency or establish a causal relationship to drug exposure.

## **Dependence**

### **Behaviors Associated with Addiction**

Continued abuse of testosterone and other anabolic steroids, leading to addiction is characterized by the following behaviors:

- Taking greater dosages than prescribed
- Continued drug use despite medical and social problems due to drug use
- Spending significant time to obtain the drug when supplies of the drug are interrupted
- Giving a higher priority to drug use than other obligations
- Having difficulty in discontinuing the drug despite desires and attempts to do so
- Experiencing withdrawal symptoms upon abrupt discontinuation of use

Physical dependence is characterized by withdrawal symptoms after abrupt drug discontinuation or a significant dose reduction of a drug. Individuals taking suprathreshold doses of testosterone may experience withdrawal symptoms lasting for weeks or months which include depressed mood, major depression, fatigue, craving, restlessness, irritability, anorexia, insomnia, decreased libido and hypogonadotropic hypogonadism.

Drug dependence in individuals using approved doses of testosterone for approved indications has not been documented.

## **OVERDOSAGE**

There have been no reports of acute overdosage with the androgens.

## **DOSAGE AND ADMINISTRATION**

Prior to initiating testosterone cypionate injection, confirm the diagnosis of hypogonadism by ensuring that serum testosterone concentrations have been measured in the morning on at least two separate days and that these serum testosterone concentrations are below the normal range.

Testosterone cypionate injection is for intramuscular use only.

It should not be given intravenously. Intramuscular injections should be given deep in the gluteal muscle.

The suggested dosage for testosterone cypionate injection varies depending on the age, sex, and diagnosis of the individual patient. Dosage is adjusted according to the patient's response and the appearance of adverse reactions.

Various dosage regimens have been used to induce pubertal changes in hypogonadal males; some experts have advocated lower dosages initially, gradually increasing the dose as puberty progresses, with or without a decrease to maintenance levels. Other experts emphasize that higher dosages are needed to induce pubertal changes and lower dosages can be used for maintenance after puberty. The chronological and skeletal ages must be taken into consideration, both in determining the initial dose and in adjusting the dose.

For replacement in the hypogonadal male, 50-400 mg should be administered every two to four weeks.

Parenteral drug products should be inspected visually for particulate matter and discoloration prior to administration, whenever solution and container permit. Warming and shaking the vial should redissolve any crystals that may have formed during storage at temperatures lower than recommended.

## **HOW SUPPLIED**

Testosterone cypionate injection, USP is a clear colourless to pale yellow solution and is available as:

100 mg/mL

10 mL vials

NDC 69097-536-37

200 mg/mL

1 mL vials

NDC 69097-537-31

10 mL vials

NDC 69097-537-37



Store at controlled room temperature 20° to 25°C (68° to 77°F) [see USP]. Protect from light.

This product's label may have been updated. For current full prescribing information, please visit [www.ciplausa.com](http://www.ciplausa.com)

**Rx only**

**Manufactured by:** Cipla Ltd.

At M/s LSNE-Le n SLU

C/Nicostrato Vela s/n 24009 Le n, Spain

**Manufactured for:** Cipla USA, Inc.

10 Independence Boulevard, Suite 300,

Warren, NJ 07059

**Revised: 01/2022**

**PACKAGE LABEL.PRINCIPAL DISPLAY PANEL**

NDC 69097-537-31

Testosterone Cypionate Injection, USP CIII

200 mg/ml

For IM use only

1ml Vial

Single Dose



2D code  
encoded data- 99328978

Unvarnished Area for  
Batch over printing

200%



SAP Code: 99328978 (Ver. 06)

Label: 54x19 mm

Colours:

 PANTONE 2945 C

 PANTONE Yellow C

 PANTONE Black C

Date: 19/10/2021

**label-200mg per ml**

**PACKAGE LABEL.PRINCIPAL DISPLAY PANEL**

NDC 69097-537-31

Testosterone Cypionate Injection, USP CIII

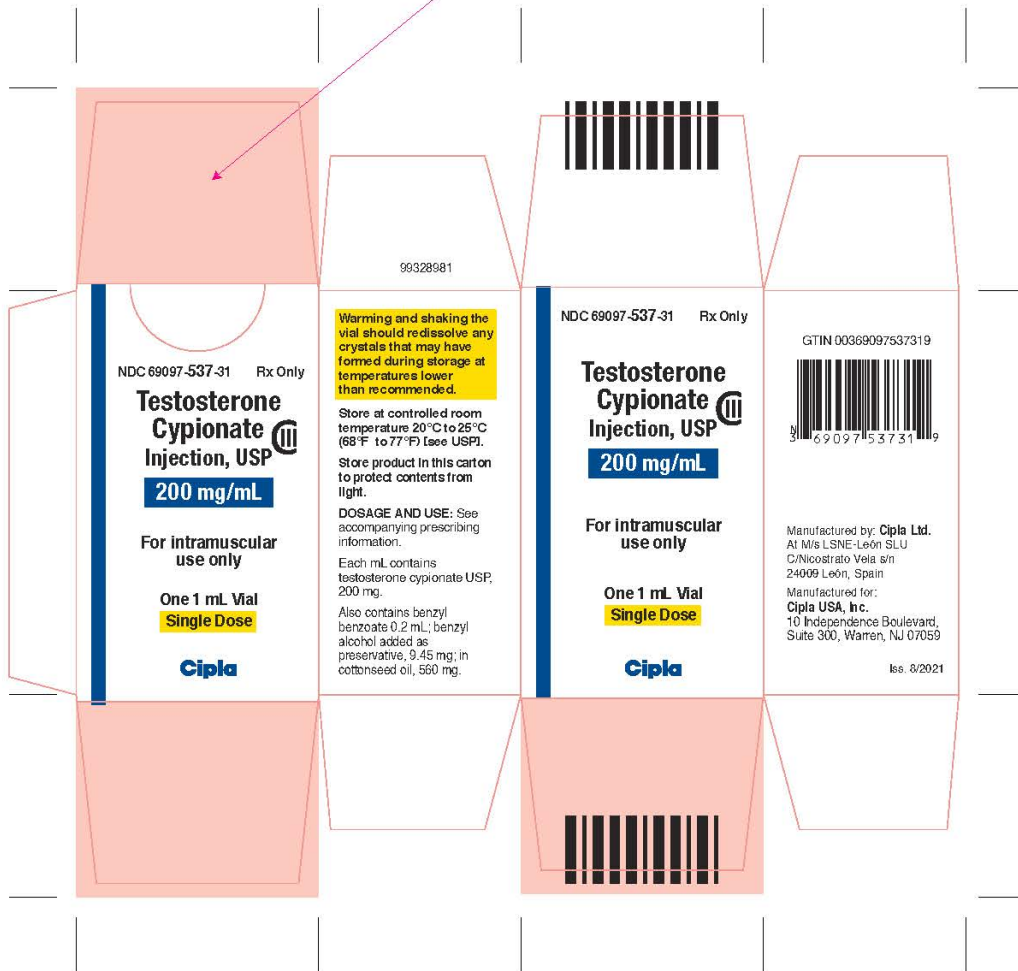
200 mg/ml

For Intramuscular use only

One 1ml Vial

Single Dose

Area for Batch overprinting



SAP Code: 99328981 (Ver. 03)

Carton Size: 36x30x60 mm

Colours:

 PANTONE 2945 C

 PANTONE Yellow C

 PANTONE Black C

 DIE

 VARNISH FREE AREA

Ph\_code: 3545\_std

Date: 17/08/2021

**carton-200mgperml**

**PACKAGE LABEL.PRINCIPAL DISPLAY PANEL**

NDC 69097-537-37

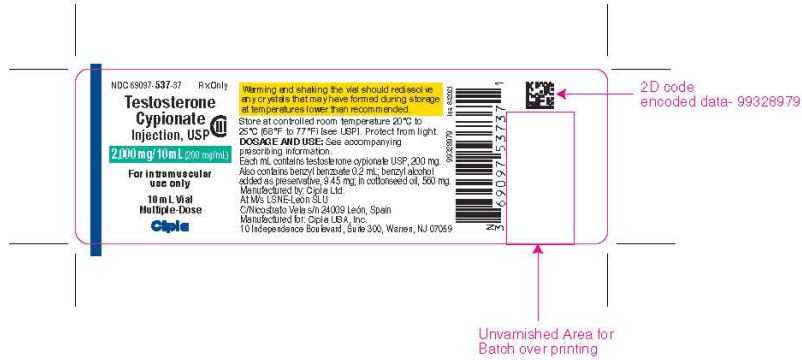
Testosterone Cypionate Injection, USP CIII

2,000 mg/10ml (200 mg/ml)

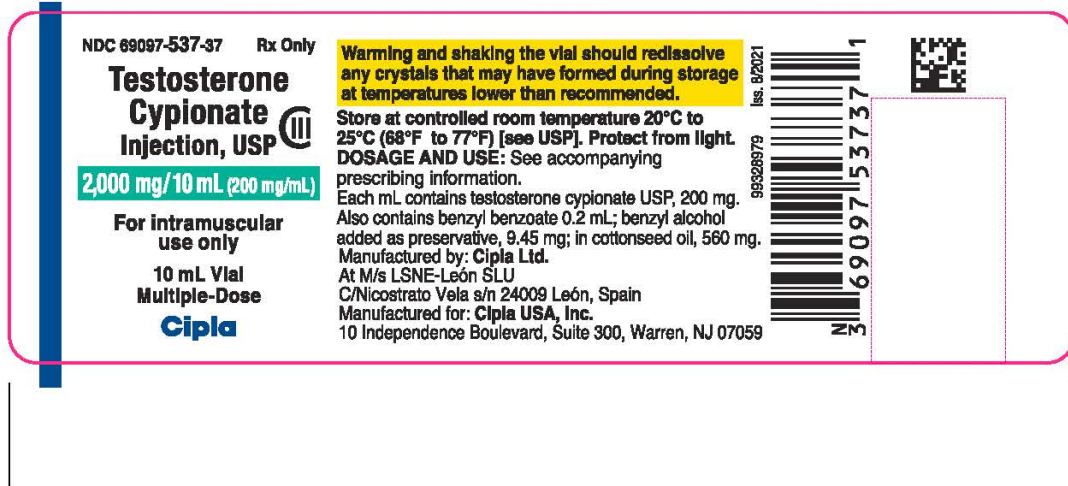
For Intramuscular use only

10 mL Vial

Mutiple-Dose



200%



SAP Code: 99328979 (Ver. 05)

Label: 79 x 26 mm

Colours:

- PANTONE 2945 C
- PANTONE 3275 C
- PANTONE Yellow C
- PANTONE Black C

Date: 20/09/2021

**label-2000mg per 10 ml**

**PACKAGE LABEL.PRINCIPAL DISPLAY PANEL**

NDC 69097-537-37

Testosterone Cypionate Injection, USP CIII

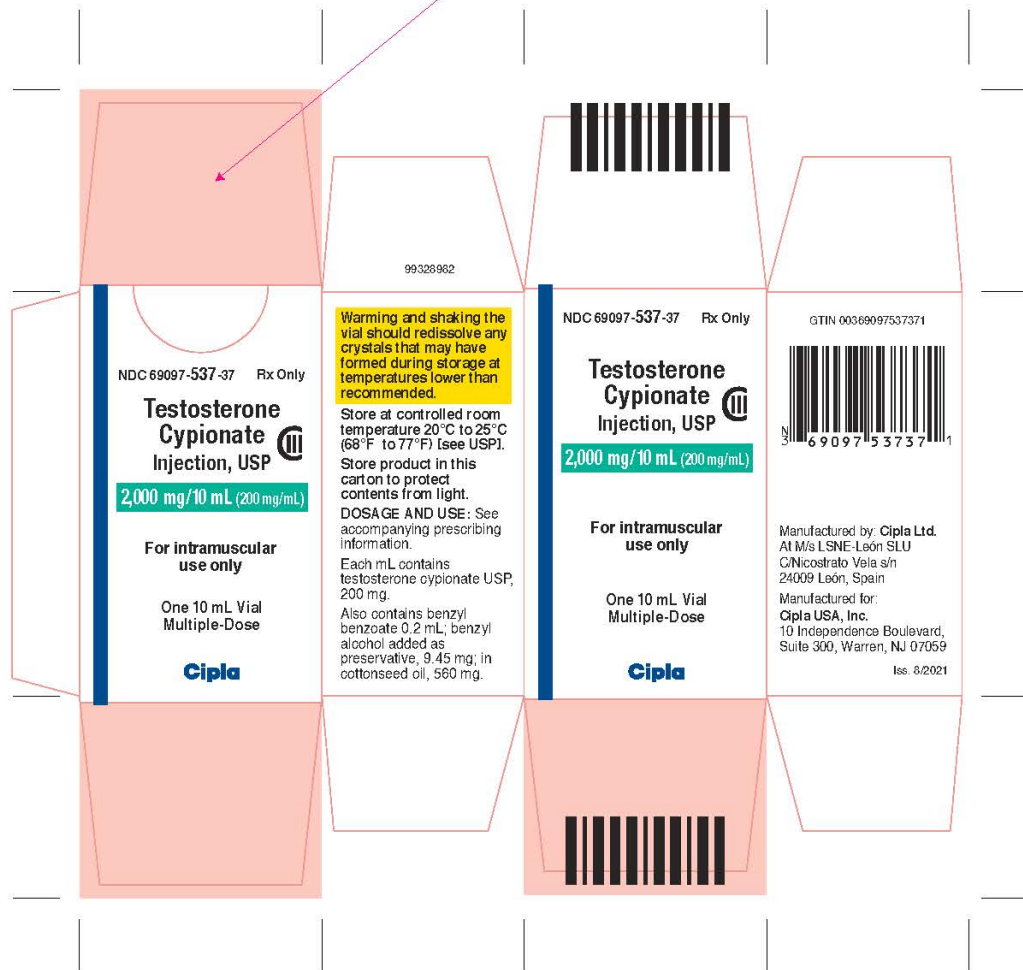
2,000 mg/10ml (200 mg/ml)

For Intramuscular use only

One 10 mL Vial

Mutiple-Dose

Area for Batch overprinting



SAP Code: 99328982 (Ver. 03)

Carton Size: 36x30x60 mm

Colours:

 PANTONE 2945 C

 PANTONE 3275 C

 PANTONE Yellow C

 PANTONE Black C

 DIE

 VARNISH FREE AREA

Ph\_code: 3546\_std

Date: 17/08/2021



**carton-2000mg per 10ml**

**PACKAGE LABEL.PRINCIPAL DISPLAY PANEL**

NDC 69097-536-37

Testosterone Cypionate Injection, USP CIII

1,000 mg/10ml (100 mg/ml)

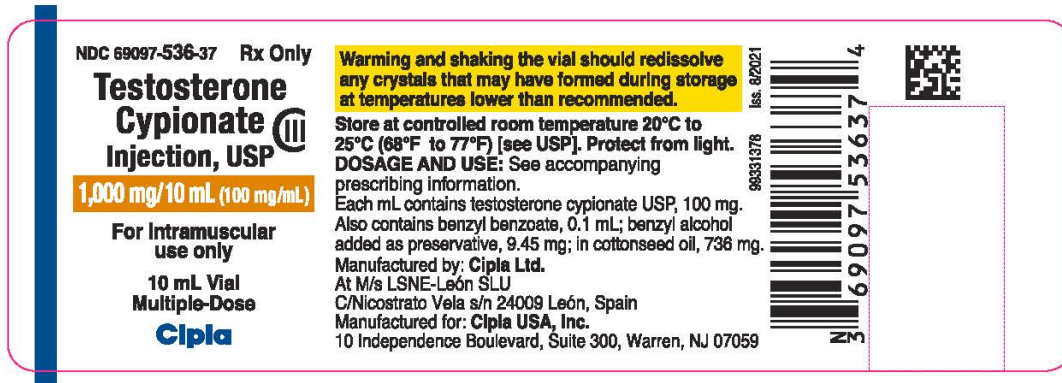
For Intramuscular use only

10 mL Vial

Mutiple-Dose



200%



SAP Code: 99331378 (Ver. 05)  
Label: 79 x 26 mm  
Colours:  
 ■ PANTONE 2945 C  
 ■ PANTONE 131 C  
 ■ PANTONE Yellow C  
 ■ PANTONE Black C  
 Date: 20/09/2021

**label-1000mg per 10ml**

**PACKAGE LABEL.PRINCIPAL DISPLAY PANEL**

NDC 69097-536-37

Testosterone Cypionate Injection, USP CIII

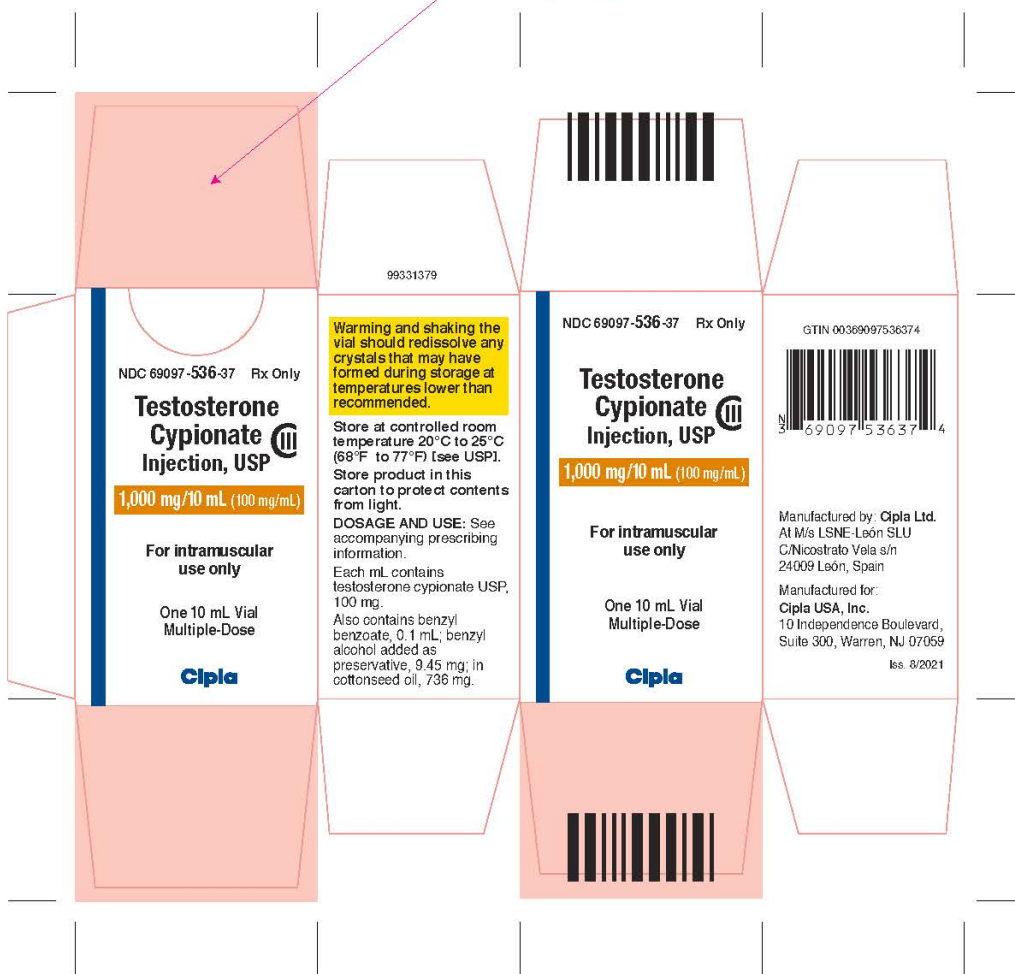
1,000 mg/10ml (100 mg/ml)

For Intramuscular use only

One 10 mL Vial

Mutiple-Dose

Area for Batch overprinting



SAP Code: 21080583 (Ver. 05)

Carton Size: 34x32x60 mm

Colours:

 PANTONE 2945 C

 PANTONE 131 C

 PANTONE Yellow C

 PANTONE Black C

 DIE

 VARNISH FREE AREA

Ph\_code: 3641\_std

Date: 20/09/2021

carton-1000mg per 10 ml

## TESTOSTERONE CYPIONATE

testosterone cypionate injection

### Product Information

<b>Product Type</b>	HUMAN PRESCRIPTION DRUG	<b>Item Code (Source)</b>	NDC:69097-536
<b>Route of Administration</b>	INTRAMUSCULAR	<b>DEA Schedule</b>	CIII

### Active Ingredient/Active Moiety

Ingredient Name	Basis of Strength	Strength
<b>TESTOSTERONE CYPIONATE</b> (UNII: M0XW1UBI14) (TESTOSTERONE - UNII:3XMK78S47O)	TESTOSTERONE CYPIONATE	100 mg in 1 mL

### Inactive Ingredients

Ingredient Name	Strength
<b>BENZYL ALCOHOL</b> (UNII: LKG8494WBH)	9.45 mg in 1 mL
<b>BENZYL BENZOATE</b> (UNII: N863NB338G)	0.1 mL in 1 mL
<b>COTTON SEED</b> (UNII: DIOZRJ0MXN)	736 mg in 1 mL

### Product Characteristics

<b>Color</b>	WHITE ("A clear colourless to pale yellow solution)	<b>Score</b>	
<b>Shape</b>		<b>Size</b>	
<b>Flavor</b>		<b>Imprint Code</b>	
<b>Contains</b>			

### Packaging

#	Item Code	Package Description	Marketing Start Date	Marketing End Date
1	NDC:69097-536-37	10 mL in 1 VIAL, GLASS; Type 0: Not a Combination Product	09/15/2023	

### Marketing Information

Marketing Category	Application Number or Monograph Citation	Marketing Start Date	Marketing End Date
ANDA	ANDA210362	09/15/2023	

## TESTOSTERONE CYPIONATE

testosterone cypionate injection

## Product Information

<b>Product Type</b>	HUMAN PRESCRIPTION DRUG	<b>Item Code (Source)</b>	NDC:69097-537
<b>Route of Administration</b>	INTRAMUSCULAR	<b>DEA Schedule</b>	CIII

## Active Ingredient/Active Moiety

<b>Ingredient Name</b>	<b>Basis of Strength</b>	<b>Strength</b>
<b>TESTOSTERONE CYPIONATE</b> (UNII: M0XW1UBI14) (TESTOSTERONE - UNII:3XMK78S470)	TESTOSTERONE CYPIONATE	200 mg in 1 mL

## Inactive Ingredients

<b>Ingredient Name</b>	<b>Strength</b>
<b>BENZYL ALCOHOL</b> (UNII: LKG8494WBH)	9.45 mg in 1 mL
<b>BENZYL BENZOATE</b> (UNII: N863NB338G)	0.2 mL in 1 mL
<b>COTTON SEED</b> (UNII: DIOZRJ0MXN)	560 mg in 1 mL

## Product Characteristics

<b>Color</b>	WHITE ("A clear colourless to pale yellow solution)	<b>Score</b>	
<b>Shape</b>		<b>Size</b>	
<b>Flavor</b>		<b>Imprint Code</b>	
<b>Contains</b>			

## Packaging

#	Item Code	Package Description	Marketing Start Date	Marketing End Date
1	NDC:69097-537-37	10 mL in 1 VIAL, GLASS; Type 0: Not a Combination Product	09/15/2023	
2	NDC:69097-537-31	1 mL in 1 VIAL, GLASS; Type 0: Not a Combination Product	09/15/2023	

## Marketing Information

<b>Marketing Category</b>	<b>Application Number or Monograph Citation</b>	<b>Marketing Start Date</b>	<b>Marketing End Date</b>
ANDA	ANDA210362	09/15/2023	

**Labeler** - Cipla USA Inc. (078719707)

**Registrant** - Cipla USA Inc. (078719707)

## Establishment

<b>Name</b>	<b>Address</b>	<b>ID/FEI</b>	<b>Business Operations</b>
LSNE-LEON SLU		464038373	analysis(69097-536, 69097-537) , manufacture(69097-536, 69097-537)

## Establishment

Name	Address	ID/FEI	Business Operations
Aspen Oss B.V.		491013870	api manufacture(69097-536, 69097-537)

Revised: 8/2023

Cipla USA Inc.