

# **VALPROATE SODIUM- valproate sodium injection**

## **Hikma Pharmaceuticals USA Inc.**

-----

### **HIGHLIGHTS OF PRESCRIBING INFORMATION**

These highlights do not include all the information needed to use VALPROATE SODIUM INJECTION, USP safely and effectively. See full prescribing information for VALPROATE SODIUM INJECTION, USP.

VALPROATE SODIUM INJECTION, USP for intravenous injection

Initial U.S. Approval: 1996

#### **WARNING: LIFE THREATENING ADVERSE REACTIONS**

*See full prescribing information for complete boxed warning*

- **Hepatotoxicity, including fatalities, usually during the first 6 months of treatment. Children under the age of two years and patients with mitochondrial disorders are at higher risk. Monitor patients closely, and perform serum liver testing prior to therapy and at frequent intervals thereafter (5.1)**
- **Fetal Risk, particularly neural tube defects, other major malformations, and decreased IQ (5.2, 5.3, 5.4)**
- **Pancreatitis, including fatal hemorrhagic cases (5.5)**

#### **INDICATIONS AND USAGE**

Valproate Sodium Injection is indicated as an intravenous alternative in patients in whom oral administration of valproate products is temporarily not feasible in the following conditions:

- Monotherapy and adjunctive therapy of complex partial seizures and simple and complex absence seizures; adjunctive therapy in patients with multiple seizure types that include absence seizures (1)

#### **DOSAGE AND ADMINISTRATION**

Valproate Sodium Injection is intended for intravenous use only.

- Epilepsy
  - Complex Partial Seizures in Adults and Children 10 years of age or older: Initial dose is 10 to 15 mg/kg/day, increasing at 1 week intervals by 5 to 10 mg/kg/day to achieve optimal clinical response. Maximum recommended dose is 60 mg/kg/day (2.1).
  - Simple and Complex Absence Seizures: Initial dose is 10 to 15 mg/kg/day, increasing at 1 week intervals by 5 to 10 mg/kg/day to achieve optimal clinical response. Maximum recommended dose is 60 mg/kg/day (2.1).

#### **DOSAGE FORMS AND STRENGTHS**

Injection: 100 mg per mL in a 5 mL single dose vial (3)

#### **CONTRAINDICATIONS**

- Hepatic disease or significant hepatic dysfunction (4, 5.1)
- Known mitochondrial disorders caused by mutations in mitochondrial DNA polymerase  $\gamma$  (POLG) (4, 5.1)
- Suspected POLG-related disorder in children under two years of age (4, 5.1)
- Known hypersensitivity to the drug (4, 5.11)
- Urea cycle disorders (4, 5.6)
- Prophylaxis of migraine headaches: Pregnant women, women of childbearing potential not using effective contraception (4, 8.1)

#### **WARNINGS AND PRECAUTIONS**

- Hepatotoxicity; evaluate high risk populations and monitor serum liver tests (5.1)
- Birth defects, decreased IQ, and neurodevelopmental disorders following in utero exposure; should not be used to treat women with epilepsy or bipolar disorder who are pregnant or who plan to become pregnant or to treat a woman of childbearing potential unless other medications have failed to provide adequate symptom control or are otherwise unacceptable (5.2, 5.3, 5.4)
- Pancreatitis; Valproate Sodium Injection should ordinarily be discontinued (5.5)
- Bleeding and other hematopoietic disorders; monitor platelet counts and coagulation tests (5.7)
- Hyperammonemia and hyperammonemic encephalopathy; measure ammonia level if unexplained lethargy and vomiting or changes in mental status, and also with concomitant topiramate use; consider

- discontinuation of valproate therapy (5.6, 5.8, 5.9)
- Hypothermia; Hypothermia has been reported during valproate therapy with or without associated hyperammonemia. This adverse reaction can also occur in patients using concomitant topiramate (5.10)
  - Drug Reaction with Eosinophilia and Systemic Symptoms (DRESS)/Multiorgan hypersensitivity reaction; discontinue Valproate Sodium Injection (5.11)
  - Somnolence in the elderly can occur. Valproate Sodium Injection dosage should be increased slowly and with regular monitoring for fluid and nutritional intake (5.13)

#### -----ADVERSE REACTIONS-----

Adverse reactions occurring in at least 5% of patients treated with divalproex sodium in Monotherapy or Adjunctive Complex Partial Seizures Trials:

- Abdominal pain, alopecia, amblyopia/blurred vision, amnesia, anorexia, asthenia, ataxia, bronchitis, constipation, depression, diarrhea, diplopia, dizziness, dyspepsia, dyspnea, ecchymosis, emotional lability, fever, flu syndrome, headache, infection, insomnia, nausea, nervousness, nystagmus, peripheral edema, pharyngitis, rhinitis, somnolence, thinking abnormal, thrombocytopenia, tinnitus, tremor, vomiting, weight gain, weight loss (6.1)

Additional adverse reactions not included above that occurred in > 0.5% of patients treated with Valproate Sodium Injection:

- Chest pain, euphoria, hypesthesia, injection site inflammation, injection site pain, injection site reaction, pain, sweating, taste perversion, vasodilation (6)

Additional adverse reactions not included above that occurred in other clinical trials with divalproex sodium:

- Accidental injury, back pain, increased appetite, rash (6)

**To report SUSPECTED ADVERSE REACTIONS, contact Hikma Pharmaceuticals USA Inc. at 1-877-845-0689 or FDA at 1-800-FDA-1088 or [www.fda.gov/medwatch](http://www.fda.gov/medwatch).**

#### -----DRUG INTERACTIONS-----

- Hepatic enzyme-inducing drugs (e.g., phenytoin, carbamazepine, phenobarbital, primidone, rifampin) can increase valproate clearance, while enzyme inhibitors (e.g., felbamate) can decrease valproate clearance. Therefore increased monitoring of valproate and concomitant drug concentrations and dosage adjustment are indicated whenever enzyme-inducing or inhibiting drugs are introduced or withdrawn (7.1)
- Aspirin, carbapenem antibiotics, estrogen-containing hormonal contraceptives: Monitoring of valproate concentrations is recommended (7.1)
- Co-administration of valproate can affect the pharmacokinetics of other drugs (e.g. diazepam, ethosuximide, lamotrigine, phenytoin) by inhibiting their metabolism or protein binding displacement (7.2)
- Patients stabilized on rufinamide should begin valproate therapy at a low dose, and titrate to clinically effective dose (7.2)
- Dosage adjustment of amitriptyline/nortriptyline, propofol, warfarin, and zidovudine may be necessary if used concomitantly with Valproate Sodium Injection (7.2)
- Topiramate: Hyperammonemia and encephalopathy (5.9, 7.3)

#### -----USE IN SPECIFIC POPULATIONS-----

- Pregnancy: Valproate Sodium Injection can cause congenital malformations including neural tube defects, decreased IQ, and neurodevelopmental disorders (5.2, 5.3, 8.1)
- Pediatric: Children under the age of two years are at considerably higher risk of fatal hepatotoxicity (5.1, 8.4)
- Geriatric: Reduce starting dose, increase dosage more slowly; monitor fluid and nutritional intake, and somnolence (5.13, 8.5)

**See 17 for PATIENT COUNSELING INFORMATION.**

**Revised: 11/2023**

---

**FULL PRESCRIBING INFORMATION: CONTENTS\***  
**WARNING: LIFE THREATENING ADVERSE REACTIONS**

**1 INDICATIONS AND USAGE**

- 1.1 Epilepsy
- 1.2 Important Limitations

**2 DOSAGE AND ADMINISTRATION**

- 2.1 Epilepsy
- 2.2 General Dosing Advice
- 2.3 Dosing in Patients Taking Rufinamide

**3 DOSAGE FORMS AND STRENGTHS**

**4 CONTRAINDICATIONS**

**5 WARNINGS AND PRECAUTIONS**

- 5.1 Hepatotoxicity
- 5.2 Structural Birth Defects
- 5.3 Decreased IQ Following *in utero* Exposure
- 5.4 Use in Women of Childbearing Potential
- 5.5 Pancreatitis
- 5.6 Urea Cycle Disorders
- 5.7 Bleeding and Other Hematopoietic Disorders
- 5.8 Hyperammonemia
- 5.9 Hyperammonemia and Encephalopathy Associated with Concomitant Topiramate Use
- 5.10 Hypothermia
- 5.11 Drug Reaction with Eosinophilia and Systemic Symptoms (DRESS)/Multiorgan Hypersensitivity Reactions
- 5.12 Interaction with Carbapenem Antibiotics
- 5.13 Somnolence in the Elderly
- 5.14 Post-traumatic Seizures
- 5.15 Monitoring: Drug Plasma Concentration
- 5.16 Effect on Ketone and Thyroid Function Tests
- 5.17 Effect on HIV and CMV Viruses Replication

**6 ADVERSE REACTIONS**

- 6.1 Epilepsy
- 6.2 Mania
- 6.3 Migraine
- 6.4 Postmarketing Experience

**7 DRUG INTERACTIONS**

- 7.1 Effects of Co-Administered Drugs on Valproate Clearance
- 7.2 Effects of Valproate on Other Drugs
- 7.3 Topiramate

**8 USE IN SPECIFIC POPULATIONS**

- 8.1 Pregnancy
- 8.2 Lactation
- 8.3 Females and Males of Reproductive Potential
- 8.4 Pediatric Use
- 8.5 Geriatric Use

**10 OVERDOSAGE**

**11 DESCRIPTION**

**12 CLINICAL PHARMACOLOGY**

- 12.1 Mechanism of Action

12.2 Pharmacodynamics

12.3 Pharmacokinetics

**13 NONCLINICAL TOXICOLOGY**

13.1 Carcinogenesis, Mutagenesis, and Impairment of Fertility

**14 CLINICAL STUDIES**

14.1 Epilepsy

**15 REFERENCES**

**16 HOW SUPPLIED/STORAGE AND HANDLING**

**17 PATIENT COUNSELING INFORMATION**

\* Sections or subsections omitted from the full prescribing information are not listed.

---

**FULL PRESCRIBING INFORMATION**

## **WARNING: LIFE THREATENING ADVERSE REACTIONS**

### **Hepatotoxicity**

***General Population:*** Hepatic failure resulting in fatalities has occurred in patients receiving valproate and its derivatives. These incidents usually have occurred during the first six months of treatment. Serious or fatal hepatotoxicity may be preceded by non-specific symptoms such as malaise, weakness, lethargy, facial edema, anorexia, and vomiting. In patients with epilepsy, a loss of seizure control may also occur. Patients should be monitored closely for appearance of these symptoms. Serum liver tests should be performed prior to therapy and at frequent intervals thereafter, especially during the first six months [see **WARNINGS AND PRECAUTIONS (5.1)**].

Children under the age of two years are at a considerably increased risk of developing fatal hepatotoxicity, especially those on multiple anticonvulsants, those with congenital metabolic disorders, those with severe seizure disorders accompanied by mental retardation, and those with organic brain disease. When Valproate Sodium Injection is used in this patient group, it should be used with extreme caution and as a sole agent. The benefits of therapy should be weighed against the risks. The incidence of fatal hepatotoxicity decreases considerably in progressively older patient groups.

***Patients with Mitochondrial Disease:*** There is an increased risk of valproate-induced acute liver failure and resultant deaths in patients with hereditary neurometabolic syndromes caused by DNA mutations of the mitochondrial DNA Polymerase  $\gamma$  (POLG) gene (e.g. Alpers Huttenlocher Syndrome). Valproate Sodium Injection is contraindicated in patients known to have mitochondrial disorders caused by POLG mutations and children under two years of age who are clinically suspected of having a mitochondrial disorder [see **CONTRAINDICATIONS (4)**].

In patients over two years of age who are clinically suspected of having a hereditary mitochondrial disease, Valproate Sodium Injection should only be used after other anticonvulsants have failed. This older group of patients should be closely monitored during treatment with Valproate Sodium Injection for the development of acute liver injury with regular clinical assessments and serum liver testing. POLG mutation screening should be performed in accordance with current clinical practice [see **WARNINGS AND PRECAUTIONS (5.1)**].

### **Fetal Risk**

Valproate can cause major congenital malformations, particularly neural tube defects (e.g., spina bifida). In addition, valproate can cause decreased IQ scores and neurodevelopmental disorders following in utero exposure. Valproate is therefore contraindicated for prophylaxis of migraine headaches in pregnant women and in women of childbearing

**potential who are not using effective contraception [see CONTRAINDICATIONS (4)]. Valproate should not be used to treat women with epilepsy or bipolar disorder who are pregnant or who plan to become pregnant unless other medications have failed to provide adequate symptom control or are otherwise unacceptable.**

**Valproate should not be administered to a woman of childbearing potential unless other medications have failed to provide adequate symptom control or are otherwise unacceptable. In such situations, effective contraception should be used [see WARNINGS AND PRECAUTIONS (5.2, 5.3, 5.4) and PATIENT COUNSELING INFORMATION (17)].**

### **Pancreatitis**

**Cases of life-threatening pancreatitis have been reported in both children and adults receiving valproate. Some of the cases have been described as hemorrhagic with a rapid progression from initial symptoms to death. Cases have been reported shortly after initial use as well as after several years of use. Patients and guardians should be warned that abdominal pain, nausea, vomiting, and/or anorexia can be symptoms of pancreatitis that require prompt medical evaluation. If pancreatitis is diagnosed, valproate should ordinarily be discontinued. Alternative treatment for the underlying medical condition should be initiated as clinically indicated [see WARNINGS AND PRECAUTIONS (5.5)].**

## **1 INDICATIONS AND USAGE**

### **1.1 Epilepsy**

Valproate Sodium Injection is indicated as an intravenous alternative in patients for whom oral administration of valproate products is temporarily not feasible in the following conditions:

Valproate Sodium Injection is indicated as monotherapy and adjunctive therapy in the treatment of patients with complex partial seizures that occur either in isolation or in association with other types of seizures. Valproate Sodium Injection is also indicated for use as sole and adjunctive therapy in the treatment of patients with simple and complex absence seizures, and adjunctively in patients with multiple seizure types that include absence seizures.

Simple absence is defined as very brief clouding of the sensorium or loss of consciousness accompanied by certain generalized epileptic discharges without other detectable clinical signs. Complex absence is the term used when other signs are also present.

See **WARNINGS AND PRECAUTIONS (5.1)** for statement regarding fatal hepatic dysfunction.

### **1.2 Important Limitations**

Because of the risk to the fetus of decreased IQ, neurodevelopmental disorders, neural tube defects, and other major congenital malformations, which may occur very early in pregnancy, valproate should not be used to treat women with epilepsy or bipolar disorder who are pregnant or who plan to become pregnant unless other medications have failed to provide adequate symptom control or are otherwise unacceptable.

Valproate should not be administered to a woman of childbearing potential unless other medications have failed to provide adequate symptom control or are otherwise unacceptable [see WARNINGS AND PRECAUTIONS (5.2, 5.3, 5.4), USE IN SPECIFIC POPULATIONS (8.1), and PATIENT COUNSELING INFORMATION (17)].

For prophylaxis of migraine headaches, valproate is contraindicated in women who are pregnant and in women of childbearing potential who are not using effective contraception [see CONTRAINDICATIONS (4)].

## **2 DOSAGE AND ADMINISTRATION**

### **2.1 Epilepsy**

Valproate Sodium Injection is for intravenous use only.

Use of Valproate Sodium Injection for periods of more than 14 days has not been studied. Patients should be switched to oral valproate products as soon as it is clinically feasible.

Valproate Sodium Injection should be administered as a 60 minute infusion (but not more than 20 mg/min) with the same frequency as the oral products, although plasma concentration monitoring and dosage adjustments may be necessary.

In one clinical safety study, approximately 90 patients with epilepsy and with no measurable plasma levels of valproate were given single infusions of Valproate Sodium Injection (up to 15 mg/kg and mean dose of 1184 mg) over 5-10 minutes (1.5-3.0 mg/kg/min). Patients generally tolerated the more rapid infusions well [see **ADVERSE REACTIONS (6.1)**]. This study was not designed to assess the effectiveness of these regimens. For pharmacokinetics with rapid infusions, see **CLINICAL PHARMACOLOGY (12.3)**.

#### **Initial Exposure to Valproate**

The following dosage recommendations were obtained from studies utilizing oral divalproex sodium products.

#### **Complex Partial Seizures**

For adults and children 10 years of age or older.

##### Monotherapy (Initial Therapy)

Valproate Sodium Injection has not been systematically studied as initial therapy. Patients should initiate therapy at 10 to 15 mg/kg/day. The dosage should be increased by 5 to 10 mg/kg/week to achieve optimal clinical response. Ordinarily, optimal clinical response is achieved at daily doses below 60 mg/kg/day. If satisfactory clinical response has not been achieved, plasma levels should be measured to determine whether or not they are in the usually accepted therapeutic range (50 to 100 mcg/mL). No recommendation regarding the safety of valproate for use at doses above 60 mg/kg/day can be made. The probability of thrombocytopenia increases significantly at total trough valproate

plasma concentrations above 110 mcg/mL in females and 135 mcg/mL in males. The benefit of improved seizure control with higher doses should be weighed against the possibility of a greater incidence of adverse reactions.

### Conversion to Monotherapy

Patients should initiate therapy at 10 to 15 mg/kg/day. The dosage should be increased by 5 to 10 mg/kg/week to achieve optimal clinical response. Ordinarily, optimal clinical response is achieved at daily doses below 60 mg/kg/day. If satisfactory clinical response has not been achieved, plasma levels should be measured to determine whether or not they are in the usually accepted therapeutic range (50-100 mcg/mL). No recommendation regarding the safety of valproate for use at doses above 60 mg/kg/day can be made. Concomitant antiepilepsy drug (AED) dosage can ordinarily be reduced by approximately 25% every 2 weeks. This reduction may be started at initiation of Valproate Sodium Injection therapy, or delayed by 1 to 2 weeks if there is a concern that seizures are likely to occur with a reduction. The speed and duration of withdrawal of the concomitant AED can be highly variable, and patients should be monitored closely during this period for increased seizure frequency.

### Adjunctive Therapy

Valproate Sodium Injection may be added to the patient's regimen at a dosage of 10 to 15 mg/kg/day. The dosage may be increased by 5 to 10 mg/kg/week to achieve optimal clinical response. Ordinarily, optimal clinical response is achieved at daily doses below 60 mg/kg/day. If satisfactory clinical response has not been achieved, plasma levels should be measured to determine whether or not they are in the usually accepted therapeutic range (50 to 100 mcg/mL). No recommendation regarding the safety of valproate for use at doses above 60 mg/kg/day can be made. If the total daily dose exceeds 250 mg, it should be given in divided doses.

In a study of adjunctive therapy for complex partial seizures in which patients were receiving either carbamazepine or phenytoin in addition to valproate, no adjustment of carbamazepine or phenytoin dosage was needed [see **CLINICAL STUDIES (14)**]. However, since valproate may interact with these or other concurrently administered AEDs as well as other drugs, periodic plasma concentration determinations of concomitant AEDs are recommended during the early course of therapy [see **DRUG INTERACTIONS (7)**].

### **Simple and Complex Absence Seizures**

The recommended initial dose is 15 mg/kg/day, increasing at one week intervals by 5 to 10 mg/kg/day until seizures are controlled or side effects preclude further increases. The maximum recommended dosage is 60 mg/kg/day. If the total daily dose exceeds 250 mg, it should be given in divided doses.

A good correlation has not been established between daily dose, serum concentrations, and therapeutic effect. However, therapeutic valproate serum concentration for most patients with absence seizures is considered to range from 50 to 100 mcg/mL. Some patients may be controlled with lower or higher serum concentrations [see **CLINICAL PHARMACOLOGY (12.3)**].

As the Valproate Sodium Injection dosage is titrated upward, blood concentrations of phenobarbital and/or phenytoin may be affected [see **DRUG INTERACTIONS (7.2)**].



Antiepilepsy drugs should not be abruptly discontinued in patients in whom the drug is administered to prevent major seizures because of the strong possibility of precipitating status epilepticus with attendant hypoxia and threat to life.

### Replacement Therapy

When switching from oral valproate products, the total daily dose of Valproate Sodium Injection should be equivalent to the total daily dose of the oral valproate product [see **CLINICAL PHARMACOLOGY (12)**], and should be administered as a 60 minute infusion (but not more than 20 mg/min) with the same frequency as the oral products, although plasma concentration monitoring and dosage adjustments may be necessary. Patients receiving doses near the maximum recommended daily dose of 60 mg/kg/day, particularly those not receiving enzyme-inducing drugs, should be monitored more closely. If the total daily dose exceeds 250 mg, it should be given in a divided regimen. There is no experience with more rapid infusions in patients receiving Valproate Sodium Injection as replacement therapy. However, the equivalence shown between Valproate Sodium Injection and oral valproate products (divalproex sodium) at steady state was only evaluated in an every 6 hour regimen. Whether, when Valproate Sodium Injection is given less frequently (i.e., twice or three times a day), trough levels fall below those that result from an oral dosage form given via the same regimen, is unknown. For this reason, when Valproate Sodium Injection is given twice or three times a day, close monitoring of trough plasma levels may be needed.

## **2.2 General Dosing Advice**

### Dosing in Elderly Patients

Due to a decrease in unbound clearance of valproate and possibly a greater sensitivity to somnolence in the elderly, the starting dose should be reduced in these patients. Dosage should be increased more slowly and with regular monitoring for fluid and nutritional intake, dehydration, somnolence, and other adverse reactions. Dose reductions or discontinuation of valproate should be considered in patients with decreased food or fluid intake and in patients with excessive somnolence. The ultimate therapeutic dose should be achieved on the basis of both tolerability and clinical response [see **WARNINGS AND PRECAUTIONS (5.13)**, **USE IN SPECIFIC POPULATIONS (8.5)** and **CLINICAL PHARMACOLOGY (12.3)**].

### Dose-Related Adverse Reactions

The frequency of adverse effects (particularly elevated liver enzymes and thrombocytopenia) may be dose-related. The probability of thrombocytopenia appears to increase significantly at total valproate concentrations of  $\geq 110$  mcg/mL (females) or  $\geq 135$  mcg/mL (males) [see **WARNINGS AND PRECAUTIONS (5.7)**]. The benefit of improved therapeutic effect with higher doses should be weighed against the possibility of a greater incidence of adverse reactions.

### Administration

Rapid infusion of Valproate Sodium Injection has been associated with an increase in adverse reactions. There is limited experience with infusion times of less than 60 minutes or rates of infusion  $> 20$  mg/min in patients with epilepsy [see **ADVERSE REACTIONS (6)**].

Valproate Sodium Injection should be administered intravenously as a 60 minute infusion, as noted above. It should be diluted with at least 50 mL of a compatible diluent.

Any unused portion of the vial contents should be discarded.

Parenteral drug products should be inspected visually for particulate matter and discoloration prior to administration whenever solution and container permit.

#### Compatibility and Stability

Valproate Sodium Injection was found to be physically compatible and chemically stable in the following parenteral solutions for at least 24 hours when stored in glass or polyvinyl chloride (PVC) bags at controlled room temperature 15° to 30°C (59° to 86°F).

- dextrose (5%) injection, USP
- sodium chloride (0.9%) injection, USP
- lactated ringer's injection, USP

### **2.3 Dosing in Patients Taking Rufinamide**

Patients stabilized on rufinamide before being prescribed valproate should begin valproate therapy at a low dose, and titrate to a clinically effective dose [see **Drug Interactions (7.2)**].

## **3 DOSAGE FORMS AND STRENGTHS**

Valproate Sodium Injection, USP equivalent to 100 mg of valproic acid per mL, is a clear, colorless solution in 5 mL single dose vials, available in trays of 10 vials.

Recommended storage: Store vials at 20° to 25°C (68° to 77°F) [See USP Controlled Room Temperature].

No preservatives have been added. Unused portion of container should be discarded.

## **4 CONTRAINDICATIONS**

- Valproate Sodium Injection should not be administered to patients with hepatic disease or significant hepatic dysfunction [see **WARNINGS AND PRECAUTIONS (5.1)**].
- Valproate Sodium Injection is contraindicated in patients known to have mitochondrial disorders caused by mutations in mitochondrial DNA polymerase  $\gamma$  (POLG; e.g., Alpers-Huttenlocher Syndrome) and children under two years of age who are suspected of having a POLG-related disorder [see **WARNINGS AND PRECAUTIONS (5.1)**].
- Valproate Sodium Injection is contraindicated in patients with known hypersensitivity to the drug [see **WARNINGS AND PRECAUTIONS (5.11)**].
- Valproate Sodium Injection is contraindicated in patients with known urea cycle disorders [see **WARNINGS AND PRECAUTIONS (5.6)**].
- For use in prophylaxis of migraine headaches: Valproate is contraindicated in women who are pregnant and in women of childbearing potential who are not using effective contraception [see **WARNINGS AND PRECAUTIONS (5.2, 5.3, 5.4)** and **USE IN SPECIFIC POPULATIONS (8.1)**].

## **5 WARNINGS AND PRECAUTIONS**

## 5.1 Hepatotoxicity

### General Information on Hepatotoxicity

Hepatic failure resulting in fatalities has occurred in patients receiving valproate. These incidents usually have occurred during the first six months of treatment. Serious or fatal hepatotoxicity may be preceded by non-specific symptoms such as malaise, weakness, lethargy, facial edema, anorexia, and vomiting. In patients with epilepsy, a loss of seizure control may also occur. Patients should be monitored closely for appearance of these symptoms. Serum liver tests should be performed prior to therapy and at frequent intervals thereafter, especially during the first six months of valproate therapy. However, healthcare providers should not rely totally on serum biochemistry since these tests may not be abnormal in all instances, but should also consider the results of careful interim medical history and physical examination.

Caution should be observed when administering valproate products to patients with a prior history of hepatic disease. Patients on multiple anticonvulsants, children, those with congenital metabolic disorders, those with severe seizure disorders accompanied by mental retardation, and those with organic brain disease may be at particular risk. See below, "Patients with Known or Suspected Mitochondrial Disease."

Experience has indicated that children under the age of two years are at a considerably increased risk of developing fatal hepatotoxicity, especially those with the aforementioned conditions. When Valproate Sodium Injection is used in this patient group, it should be used with extreme caution and as a sole agent. The benefits of therapy should be weighed against the risks. Use of Valproate Sodium Injection has not been studied in children below the age of 2 years.

In progressively older patient groups experience in epilepsy has indicated that the incidence of fatal hepatotoxicity decreases considerably.

### Patients with Known or Suspected Mitochondrial Disease

Valproate Sodium Injection is contraindicated in patients known to have mitochondrial disorders caused by POLG mutations and children under two years of age who are clinically suspected of having a mitochondrial disorder [see **CONTRAINDICATIONS (4)**]. Valproate-induced acute liver failure and liver-related deaths have been reported in patients with hereditary neurometabolic syndromes caused by mutations in the gene for mitochondrial DNA polymerase  $\gamma$  (POLG) (e.g., Alpers- Huttenlocher Syndrome) at a higher rate than those without these syndromes. Most of the reported cases of liver failure in patients with these syndromes have been identified in children and adolescents.

POLG-related disorders should be suspected in patients with a family history or suggestive symptoms of a POLG-related disorder, including but not limited to unexplained encephalopathy, refractory epilepsy (focal, myoclonic), status epilepticus at presentation, developmental delays, psychomotor regression, axonal sensorimotor neuropathy, myopathy cerebellar ataxia, ophthalmoplegia, or complicated migraine with occipital aura. POLG mutation testing should be performed in accordance with current clinical practice for the diagnostic evaluation of such disorders. The A467T and W748S mutations are present in approximately 2/3 of patients with autosomal recessive POLG-related disorders.

In patients over two years of age who are clinically suspected of having a hereditary mitochondrial disease, Valproate Sodium Injection should only be used after other

anticonvulsants have failed. This older group of patients should be closely monitored during treatment with Valproate Sodium Injection for the development of acute liver injury with regular clinical assessments and serum liver test monitoring.

The drug should be discontinued immediately in the presence of significant hepatic dysfunction, suspected or apparent. In some cases, hepatic dysfunction has progressed in spite of discontinuation of drug [see **BOXED WARNING** and **CONTRAINDICATIONS (4)**].

## 5.2 Structural Birth Defects

Valproate can cause fetal harm when administered to a pregnant woman. Pregnancy registry data show that maternal valproate use can cause neural tube defects and other structural abnormalities (e.g., craniofacial defects, cardiovascular malformations, hypospadias, limb malformations). The rate of congenital malformations among babies born to mothers using valproate is about four times higher than the rate among babies born to epileptic mothers using other anti-seizure monotherapies. Evidence suggests that folic acid supplementation prior to conception and during the first trimester of pregnancy decreases the risk for congenital neural tube defects in the general population. [see **USE IN SPECIFIC POPULATIONS (8.1)**].

## 5.3 Decreased IQ Following *in utero* Exposure

Valproate can cause decreased IQ scores following *in utero* exposure. Published epidemiological studies have indicated that children exposed to valproate *in utero* have lower cognitive test scores than children exposed *in utero* to either another antiepileptic drug or to no antiepileptic drugs. The largest of these studies<sup>1</sup> is a prospective cohort study conducted in the United States and United Kingdom that found that children with prenatal exposure to valproate (n = 62) had lower IQ scores at age 6 (97 [95% C.I. 94-101]) than children with prenatal exposure to the other antiepileptic drug monotherapy treatments evaluated: lamotrigine (108 [95% C.I. 105-110]), carbamazepine (105 [95% C.I. 102-108]), and phenytoin (108 [95% C.I. 104-112]). It is not known when during pregnancy cognitive effects in valproate-exposed children occur. Because the women in this study were exposed to antiepileptic drugs throughout pregnancy, whether the risk for decreased IQ was related to a particular time period during pregnancy could not be assessed.

Although all of the available studies have methodological limitations, the weight of the evidence supports the conclusion that valproate exposure *in utero* can cause decreased IQ in children.

In animal studies, offspring with prenatal exposure to valproate had malformations similar to those seen in humans and demonstrated neurobehavioral deficits [see **USE IN SPECIFIC POPULATIONS (8.1)**].

## 5.4 Use in Women of Childbearing Potential

Because of the risk to the fetus of decreased IQ, neurodevelopment disorders, and major congenital malformations (including neural tube defects), which may occur very early in pregnancy, valproate should not be administered to a woman of childbearing potential unless other medications have failed to provide adequate symptom control or are otherwise unacceptable. This is especially important when valproate use is considered for a condition not usually associated with permanent injury or death such

as prophylaxis of migraine headaches [see CONTRAINDICATIONS (4)]. Women should use effective contraception while using valproate.

Women of childbearing potential should be counseled regularly regarding the relative risks and benefits of valproate use during pregnancy. This is especially important for women planning a pregnancy and for girls at the onset of puberty; alternative therapeutic options should be considered for these patients [see BOXED WARNING and USE IN SPECIFIC POPULATIONS (8.1)].

To prevent major seizures, valproate should not be discontinued abruptly, as this can precipitate status epilepticus with resulting maternal and fetal hypoxia and threat to life. Evidence suggests that folic acid supplementation prior to conception and during the first trimester of pregnancy decreases the risk for congenital neural tube defects in the general population. It is not known whether the risk of neural tube defects or decreased IQ in the offspring of women receiving valproate is reduced by folic acid supplementation. Dietary folic acid supplementation both prior to conception and during pregnancy should be routinely recommended for patients using valproate.

## 5.5 Pancreatitis

Cases of life-threatening pancreatitis have been reported in both children and adults receiving valproate. Some of the cases have been described as hemorrhagic with rapid progression from initial symptoms to death. Some cases have occurred shortly after initial use as well as after several years of use. The rate based upon the reported cases exceeds that expected in the general population and there have been cases in which pancreatitis recurred after rechallenge with valproate. In clinical trials, there were 2 cases of pancreatitis without alternative etiology in 2416 patients, representing 1044 patient-years experience. Patients and guardians should be warned that abdominal pain, nausea, vomiting, and/or anorexia can be symptoms of pancreatitis that require prompt medical evaluation. If pancreatitis is diagnosed, valproate should ordinarily be discontinued. Alternative treatment for the underlying medical condition should be initiated as clinically indicated [see **BOXED WARNING**].

## 5.6 Urea Cycle Disorders

Valproate Sodium Injection is contraindicated in patients with known urea cycle disorders (UCD).

Hyperammonemic encephalopathy, sometimes fatal, has been reported following initiation of valproate therapy in patients with urea cycle disorders, a group of uncommon genetic abnormalities, particularly ornithine transcarbamylase deficiency. Prior to the initiation of Valproate Sodium Injection therapy, evaluation for UCD should be considered in the following patients: 1) those with a history of unexplained encephalopathy or coma, encephalopathy associated with a protein load, pregnancy-related or postpartum encephalopathy, unexplained mental retardation, or history of elevated plasma ammonia or glutamine; 2) those with cyclical vomiting and lethargy, episodic extreme irritability, ataxia, low BUN, or protein avoidance; 3) those with a family history of UCD or a family history of unexplained infant deaths (particularly males); 4) those with other signs or symptoms of UCD. Patients who develop symptoms of unexplained hyperammonemic encephalopathy while receiving valproate therapy should receive prompt treatment (including discontinuation of valproate therapy) and be

evaluated for underlying urea cycle disorders [see **CONTRAINDICATIONS (4)** and **WARNINGS AND PRECAUTIONS (5.9)**].

### **5.7 Bleeding and Other Hematopoietic Disorders**

Valproate is associated with dose-related thrombocytopenia. In a clinical trial of divalproex sodium as monotherapy in patients with epilepsy, 34/126 patients (27%) receiving approximately 50 mg/kg/day on average, had at least one value of platelets  $\leq 75 \times 10^9/L$ . Approximately half of these patients had treatment discontinued, with return of platelet counts to normal. In the remaining patients, platelet counts normalized with continued treatment. In this study, the probability of thrombocytopenia appeared to increase significantly at total valproate concentrations of  $\geq 110$  mcg/mL (females) or  $\geq 135$  mcg/mL (males). The therapeutic benefit which may accompany the higher doses should therefore be weighed against the possibility of a greater incidence of adverse effects. Valproate use has also been associated with decreases in other cell lines and myelodysplasia.

Because of reports of cytopenias, inhibition of the secondary phase of platelet aggregation, and abnormal coagulation parameters (e.g., low fibrinogen, coagulation factor deficiencies, acquired von Willebrand's disease), measurements of complete blood counts and coagulation tests are recommended before initiating therapy and at periodic intervals. It is recommended that patients receiving Valproate Sodium Injection be monitored for blood counts and coagulation parameters prior to planned surgery and during pregnancy [see Use in Specific Populations (8.1)]. Evidence of hemorrhage, bruising, or a disorder of hemostasis/coagulation is an indication for reduction of the dosage or withdrawal of therapy.

### **5.8 Hyperammonemia**

Hyperammonemia has been reported in association with valproate therapy and may be present despite normal liver function tests. In patients who develop unexplained lethargy and vomiting or changes in mental status, hyperammonemic encephalopathy should be considered and an ammonia level should be measured. Hyperammonemia should also be considered in patients who present with hypothermia [see **WARNINGS AND PRECAUTIONS (5.10)**]. If ammonia is increased, valproate therapy should be discontinued. Appropriate interventions for treatment of hyperammonemia should be initiated, and such patients should undergo investigation for underlying urea cycle disorders [see **CONTRAINDICATIONS (4)** and **WARNINGS AND PRECAUTIONS (5.6, 5.9)**].

Asymptomatic elevations of ammonia are more common and when present, require close monitoring of plasma ammonia levels. If the elevation persists, discontinuation of valproate therapy should be considered.

### **5.9 Hyperammonemia and Encephalopathy Associated with Concomitant Topiramate Use**

Concomitant administration of topiramate and valproate has been associated with hyperammonemia with or without encephalopathy in patients who have tolerated either drug alone. Clinical symptoms of hyperammonemic encephalopathy often include acute alterations in level of consciousness and/or cognitive function with lethargy or vomiting. Hypothermia can also be a manifestation of hyperammonemia [see **WARNINGS AND**

**PRECAUTIONS (5.10)].** In most cases, symptoms and signs abated with discontinuation of either drug. This adverse reaction is not due to a pharmacokinetic interaction. Patients with inborn errors of metabolism or reduced hepatic mitochondrial activity may be at an increased risk for hyperammonemia with or without encephalopathy. Although not studied, an interaction of topiramate and valproate may exacerbate existing defects or unmask deficiencies in susceptible persons. In patients who develop unexplained lethargy, vomiting, or changes in mental status, hyperammonemic encephalopathy should be considered and an ammonia level should be measured [see **CONTRAINDICATIONS (4)** and **WARNINGS AND PRECAUTIONS (5.8)**].

### **5.10 Hypothermia**

Hypothermia, defined as an unintentional drop in body core temperature to  $< 35^{\circ}\text{C}$  ( $95^{\circ}\text{F}$ ), has been reported in association with valproate therapy both in conjunction with and in the absence of hyperammonemia. This adverse reaction can also occur in patients using concomitant topiramate with valproate after starting topiramate treatment or after increasing the daily dose of topiramate [see **DRUG INTERACTIONS (7.3)**]. Consideration should be given to stopping valproate in patients who develop hypothermia, which may be manifested by a variety of clinical abnormalities including lethargy, confusion, coma, and significant alterations in other major organ systems such as the cardiovascular and respiratory systems. Clinical management and assessment should include examination of blood ammonia levels.

### **5.11 Drug Reaction with Eosinophilia and Systemic Symptoms (DRESS)/Multiorgan Hypersensitivity Reactions**

Drug Reaction with Eosinophilia and Systemic Symptoms (DRESS), also known as Multiorgan Hypersensitivity, has been reported in patients taking valproate. DRESS may be fatal or life-threatening. DRESS typically, although not exclusively, presents with fever, rash, lymphadenopathy, and/or facial swelling in association with other organ system involvement, such as hepatitis, nephritis, hematological abnormalities, myocarditis, or myositis sometimes resembling an acute viral infection. Eosinophilia is often present. Because this disorder is variable in its expression, other organ systems not noted here may be involved. It is important to note that early manifestations of hypersensitivity, such as fever or lymphadenopathy, may be present even though rash is not evident. If such signs or symptoms are present, the patient should be evaluated immediately. Valproate should be discontinued and not be resumed if an alternative etiology for the signs or symptoms cannot be established.

### **5.12 Interaction with Carbapenem Antibiotics**

Carbapenem antibiotics (for example, ertapenem, imipenem, meropenem; this is not a complete list) may reduce serum valproate concentrations to subtherapeutic levels, resulting in loss of seizure control. Serum valproate concentrations should be monitored frequently after initiating carbapenem therapy. Alternative antibacterial or anticonvulsant therapy should be considered if serum valproate concentrations drop significantly or seizure control deteriorates [see **DRUG INTERACTIONS (7.1)**].

### **5.13 Somnolence in the Elderly**

In a double-blind, multicenter trial of valproate in elderly patients with dementia (mean

age = 83 years), doses were increased by 125 mg/day to a target dose of 20 mg/kg/day. A significantly higher proportion of valproate patients had somnolence compared to placebo, and although not statistically significant, there was a higher proportion of patients with dehydration. Discontinuations for somnolence were also significantly higher than with placebo. In some patients with somnolence (approximately one-half), there was associated reduced nutritional intake and weight loss. There was a trend for the patients who experienced these events to have a lower baseline albumin concentration, lower valproate clearance, and a higher BUN. In elderly patients, dosage should be increased more slowly and with regular monitoring for fluid and nutritional intake, dehydration, somnolence, and other adverse reactions. Dose reductions or discontinuation of valproate should be considered in patients with decreased food or fluid intake and in patients with excessive somnolence [see **DOSAGE AND ADMINISTRATION (2.2)**].

#### **5.14 Post-traumatic Seizures**

A study was conducted to evaluate the effect of IV valproate in the prevention of post-traumatic seizures in patients with acute head injuries. Patients were randomly assigned to receive either IV valproate given for one week (followed by oral valproate products for either one or six months per random treatment assignment) or IV phenytoin given for one week (followed by placebo). In this study, the incidence of death was found to be higher in the two groups assigned to valproate treatment compared to the rate in those assigned to the IV phenytoin treatment group (13% vs. 8.5%, respectively). Many of these patients were critically ill with multiple and/or severe injuries, and evaluation of the causes of death did not suggest any specific drug-related causation. Further, in the absence of a concurrent placebo control during the initial week of intravenous therapy, it is impossible to determine if the mortality rate in the patients treated with valproate was greater or less than that expected in a similar group not treated with valproate, or whether the rate seen in the IV phenytoin treated patients was lower than would be expected. Nonetheless, until further information is available, it seems prudent not to use Valproate Sodium Injection in patients with acute head trauma for the prophylaxis of post-traumatic seizures.

#### **5.15 Monitoring: Drug Plasma Concentration**

Since valproate may interact with concurrently administered drugs which are capable of enzyme induction, periodic plasma concentration determinations of valproate and concomitant drugs are recommended during the early course of therapy [see **DRUG INTERACTIONS (7)**].

#### **5.16 Effect on Ketone and Thyroid Function Tests**

Valproate is partially eliminated in the urine as a keto-metabolite which may lead to a false interpretation of the urine ketone test.

There have been reports of altered thyroid function tests associated with valproate. The clinical significance of these is unknown.

#### **5.17 Effect on HIV and CMV Viruses Replication**

There are *in vitro* studies that suggest valproate stimulates the replication of the HIV and CMV viruses under certain experimental conditions. The clinical consequence, if any, is



not known. Additionally, the relevance of these *in vitro* findings is uncertain for patients receiving maximally suppressive antiretroviral therapy. Nevertheless, these data should be borne in mind when interpreting the results from regular monitoring of the viral load in HIV infected patients receiving valproate or when following CMV infected patients clinically.

## 6 ADVERSE REACTIONS

The following serious adverse reactions are described below and elsewhere in the labeling:

- Hepatic failure [see *Warnings and Precautions (5.1)*]
- Birth defects [see *Warnings and Precautions (5.2)*]
- Decreased IQ following *in utero* exposure [see *Warnings and Precautions (5.3)*]
- Pancreatitis [see *Warnings and Precautions (5.5)*]
- Hyperammonemic encephalopathy [see *Warnings and Precautions (5.6, 5.8, 5.9)*]
- Bleeding and other hematopoietic disorders [see *Warnings and Precautions (5.7)*]
- Hypothermia [see *Warnings and Precautions (5.10)*]
- Drug Reaction with Eosinophilia and Systemic Symptoms (DRESS)/Multiorgan hypersensitivity reactions [see *Warnings and Precautions (5.11)*]
- Somnolence in the elderly [see *Warnings and Precautions (5.13)*]

Because clinical studies are conducted under widely varying conditions, adverse reaction rates observed in the clinical studies of a drug cannot be directly compared to rates in the clinical studies of another drug and may not reflect the rates observed in practice.

The adverse reactions that can result from Valproate Sodium Injection use include all of those associated with oral forms of valproate. The following describes experience specifically with Valproate Sodium Injection. Valproate Sodium Injection has been generally well tolerated in clinical trials involving 111 healthy adult male volunteers and 352 patients with epilepsy, given at doses of 125 to 6,000 mg (total daily dose). A total of 2% of patients discontinued treatment with Valproate Sodium Injection due to adverse reactions. The most common adverse reactions leading to discontinuation were 2 cases each of nausea/vomiting and elevated amylase. Other adverse reactions leading to discontinuation were hallucinations, pneumonia, headache, injection site reaction, and abnormal gait. Dizziness and injection site pain were observed more frequently at a 100 mg/min infusion rate than at rates up to 33 mg/min. At a 200 mg/min rate, dizziness and taste perversion occurred more frequently than at a 100 mg/min rate. The maximum rate of infusion studied was 200 mg/min.

Adverse reactions reported by at least 0.5% of all subjects/patients in clinical trials of Valproate Sodium Injection are summarized in Table 1.

**Table 1. Adverse Reactions Reported During Studies of Valproate Sodium Injection**

<b>Body System/Reaction</b>	<b>N = 463</b>
<b>Body as a Whole</b>	
Chest Pain	1.7%
Headache	4.3%

Injection Site Inflammation	0.6%
Injection Site Pain	2.6%
Injection Site Reaction	2.4%
Pain (unspecified)	1.3%
<b>Cardiovascular</b>	
Vasodilation	0.9%
<b>Dermatologic</b>	
Sweating	0.9%
<b>Digestive System</b>	
Abdominal Pain	1.1%
Diarrhea	0.9%
Nausea	3.2%
Vomiting	1.3%
<b>Nervous System</b>	
Dizziness	5.2%
Euphoria	0.9%
Hypesthesia	0.6%
Nervousness	0.9%
Paresthesia	0.9%
Somnolence	1.7%
Tremor	0.6%
<b>Respiratory</b>	
Pharyngitis	0.6%
<b>Special Senses</b>	
Taste Perversion	1.9%

In a separate clinical safety trial, 112 patients with epilepsy were given infusions of Valproate Sodium Injection (up to 15 mg/kg) over 5 to 10 minutes (1.5 - 3.0 mg/kg/min). The common adverse reactions (> 2%) were somnolence (10.7%), dizziness (7.1%), paresthesia (7.1%), asthenia (7.1%), nausea (6.3%), and headache (2.7%). While the incidence of these adverse reactions was generally higher than in Table 1 (experience encompassing the standard, much slower infusion rates), e.g., somnolence (1.7%), dizziness (5.2%), paresthesia (0.9%), asthenia (0%), nausea (3.2%), and headache (4.3%), a direct comparison between the incidence of adverse reactions in the 2 cohorts cannot be made because of differences in patient populations and study designs.

Ammonia levels have not been systematically studied after IV valproate, so that an estimate of the incidence of hyperammonemia after IV Valproate Sodium Injection cannot be provided. Hyperammonemia with encephalopathy has been reported in 2 patients after infusions of Valproate Sodium Injection.

## 6.1 Epilepsy

The data described in the following section were obtained using divalproex sodium tablets.

Based on a placebo-controlled trial of adjunctive therapy for treatment of complex partial seizures, divalproex sodium was generally well tolerated with most adverse reactions

rated as mild to moderate in severity. Intolerance was the primary reason for discontinuation in the divalproex sodium-treated patients (6%), compared to 1% of placebo-treated patients.

Table 2 lists treatment-emergent adverse reactions which were reported by  $\geq 5\%$  of divalproex sodium-treated patients and for which the incidence was greater than in the placebo group, in the placebo-controlled trial of adjunctive therapy for treatment of complex partial seizures. Since patients were also treated with other antiepilepsy drugs, it is not possible, in most cases, to determine whether the following adverse reactions can be ascribed to divalproex sodium alone, or the combination of divalproex sodium and other antiepilepsy drugs.

**Table 2. Adverse Reactions Reported by  $\geq 5\%$  of Patients Treated with Divalproex Sodium During Placebo-Controlled Trial of Adjunctive Therapy for Complex Partial Seizures**

<b>Body System/Reaction</b>	<b>Divalproex Sodium (%) (n = 77)</b>	<b>Placebo (%) (n = 70)</b>
<b>Body as a Whole</b>		
Headache	31	21
Asthenia	27	7
Fever	6	4
<b>Gastrointestinal System</b>		
Nausea	48	14
Vomiting	27	7
Abdominal Pain	23	6
Diarrhea	13	6
Anorexia	12	0
Dyspepsia	8	4
Constipation	5	1
<b>Nervous System</b>		
Somnolence	27	11
Tremor	25	6
Dizziness	25	13
Diplopia	16	9
Amblyopia/Blurred Vision	12	9
Ataxia	8	1
Nystagmus	8	1
Emotional Lability	6	4
Thinking Abnormal	6	0
Amnesia	5	1
<b>Respiratory System</b>		
Flu Syndrome	12	9
Infection	12	6
Bronchitis	5	1
Rhinitis	5	4
<b>Other</b>		

Alopecia	6	1
Weight Loss	6	0

Table 3 lists treatment-emergent adverse reactions which were reported by  $\geq 5\%$  of patients in the high dose valproate group, and for which the incidence was greater than in the low dose group, in a controlled trial of divalproex sodium monotherapy treatment of complex partial seizures. Since patients were being titrated off another antiepilepsy drug during the first portion of the trial, it is not possible, in many cases, to determine whether the following adverse reactions can be ascribed to divalproex sodium alone, or the combination of valproate and other antiepilepsy drugs.

**Table 3. Adverse Reactions Reported by  $\geq 5\%$  of Patients in the High Dose Group in the Controlled Trial of Valproate Monotherapy for Complex Partial Seizures\***

<b>Body System/Reaction</b>	<b>High Dose (%) (n = 131)</b>	<b>Low Dose (%) (n = 134)</b>
<b>Body as a Whole</b>		
Asthenia	21	10
<b>Digestive System</b>		
Nausea	34	26
Diarrhea	23	19
Vomiting	23	15
Abdominal Pain	12	9
Anorexia	11	4
Dyspepsia	11	10
<b>Hemic/Lymphatic System</b>		
Thrombocytopenia	24	1
Ecchymosis	5	4
<b>Metabolic/Nutritional</b>		
Weight Gain	9	4
Peripheral Edema	8	3
<b>Nervous System</b>		
Tremor	57	19
Somnolence	30	18
Dizziness	18	13
Insomnia	15	9
Nervousness	11	7
Amnesia	7	4
Nystagmus	7	1
Depression	5	4
<b>Respiratory System</b>		
Infection	20	13
Pharyngitis	8	2
Dyspnea	5	1

## Skin and Appendages

Alopecia	24	13
<b>Special Senses</b>		
Amblyopia/Blurred Vision	8	4
Tinnitus	7	1

\* Headache was the only adverse reaction that occurred in  $\geq 5\%$  of patients in the high dose group and at an equal or greater incidence in the low dose group.

The following additional adverse reactions were reported by greater than 1% but less than 5% of the 358 patients treated with valproate in the controlled trials of complex partial seizures:

Body as a Whole: Back pain, chest pain, malaise.

Cardiovascular System: Tachycardia, hypertension, palpitation.

Digestive System: Increased appetite, flatulence, hematemesis, eructation, pancreatitis, periodontal abscess.

Hemic and Lymphatic System: Petechia.

Metabolic and Nutritional Disorders: SGOT increased, SGPT increased.

Musculoskeletal System: Myalgia, twitching, arthralgia, leg cramps, myasthenia.

Nervous System: Anxiety, confusion, abnormal gait, paresthesia, hypertonia, incoordination, abnormal dreams, personality disorder.

Respiratory System: Sinusitis, cough increased, pneumonia, epistaxis.

Skin and Appendages: Rash, pruritus, dry skin.

Special Senses: Taste perversion, abnormal vision, deafness, otitis media.

Urogenital System: Urinary incontinence, vaginitis, dysmenorrhea, amenorrhea, urinary frequency.

## 6.2 Mania

Although Valproate Sodium Injection has not been evaluated for safety and efficacy in the treatment of manic episodes associated with bipolar disorder, the following adverse reactions not listed above were reported by 1% or more of patients from two placebo-controlled clinical trials of divalproex sodium tablets.

Body as a Whole: Chills, neck pain, neck rigidity.

Cardiovascular System: Hypotension, postural hypotension, vasodilation.

Digestive System: Fecal incontinence, gastroenteritis, glossitis.

Musculoskeletal System: Arthrosis.

Nervous System: Agitation, catatonic reaction, hypokinesia, reflexes increased, tardive dyskinesia, vertigo.

Skin and Appendages: Furunculosis, maculopapular rash, seborrhea.

Special Senses: Conjunctivitis, dry eyes, eye pain.

Urogenital: Dysuria.

### **6.3 Migraine**

Although Valproate Sodium Injection has not been evaluated for safety and efficacy in the prophylactic treatment of migraine headaches, the following adverse reactions not listed above were reported by 1% or more of patients from two placebo-controlled clinical trials of divalproex sodium tablets.

Body as a Whole: Face edema.

Digestive System: Dry mouth, stomatitis.

Urogenital System: Cystitis, metrorrhagia, and vaginal hemorrhage.

### **6.4 Postmarketing Experience**

The following adverse reactions have been identified during post approval use of divalproex sodium. Because these reactions are reported voluntarily from a population of uncertain size, it is not always possible to reliably estimate their frequency or establish a causal relationship to drug exposure.

Dermatologic: Hair texture changes, hair color changes, photosensitivity, erythema multiforme, toxic epidermal necrolysis, nail and nail bed disorders, and Stevens-Johnson syndrome.

Psychiatric: Emotional upset, psychosis, aggression, psychomotor hyperactivity, hostility, disturbance in attention, learning disorder, and behavioral deterioration.

Neurologic: Paradoxical convulsion, parkinsonism

There have been several reports of acute or subacute cognitive decline and behavioral changes (apathy or irritability) with cerebral pseudoatrophy on imaging associated with valproate therapy; both the cognitive/behavioral changes and cerebral pseudoatrophy reversed partially or fully after valproate discontinuation.

There have been reports of acute or subacute encephalopathy in the absence of elevated ammonia levels, elevated valproate levels, or neuroimaging changes. The encephalopathy reversed partially or fully after valproate discontinuation.

Musculoskeletal: Fractures, decreased bone mineral density, osteopenia, osteoporosis, and weakness.

Hematologic: Relative lymphocytosis, macrocytosis, leucopenia, anemia including macrocytic with or without folate deficiency, bone marrow suppression, pancytopenia, aplastic anemia, agranulocytosis, and acute intermittent porphyria.

Endocrine: Irregular menses, secondary amenorrhea, hyperandrogenism, hirsutism, elevated testosterone level, breast enlargement, galactorrhea, parotid gland swelling, polycystic ovary disease, decreased carnitine concentrations, hyponatremia, hyperglycemia, and inappropriate ADH secretion.

There have been rare reports of Fanconi's syndrome occurring chiefly in children.

Metabolism and nutrition: Weight gain.

Reproductive: Aspermia, azoospermia, decreased sperm count, decreased spermatozoa motility, male infertility, and abnormal spermatozoa morphology.

Genitourinary: Enuresis and urinary tract infection.

Special Senses: Hearing loss.

Other: Allergic reaction, anaphylaxis, developmental delay, bone pain, bradycardia, and cutaneous vasculitis.

## 7 DRUG INTERACTIONS

### 7.1 Effects of Co-Administered Drugs on Valproate Clearance

Drugs that affect the level of expression of hepatic enzymes, particularly those that elevate levels of glucuronosyltransferases (such as ritonavir), may increase the clearance of valproate. For example, phenytoin, carbamazepine, and phenobarbital (or primidone) can double the clearance of valproate. Thus, patients on monotherapy will generally have longer half-lives and higher concentrations than patients receiving polytherapy with antiepilepsy drugs.

In contrast, drugs that are inhibitors of cytochrome P450 isozymes, e.g., antidepressants, may be expected to have little effect on valproate clearance because cytochrome P450 microsomal mediated oxidation is a relatively minor secondary metabolic pathway compared to glucuronidation and beta-oxidation.

Because of these changes in valproate clearance, monitoring of valproate and concomitant drug concentrations should be increased whenever enzyme inducing drugs are introduced or withdrawn.

The following list provides information about the potential for an influence of several commonly prescribed medications on valproate pharmacokinetics. The list is not exhaustive nor could it be, since new interactions are continuously being reported.

#### Drugs for which a potentially important interaction has been observed

##### *Aspirin*

A study involving the co-administration of aspirin at antipyretic doses (11 to 16 mg/kg) with valproate to pediatric patients (n = 6) revealed a decrease in protein binding and an inhibition of metabolism of valproate.

Valproate free fraction was increased 4-fold in the presence of aspirin compared to valproate alone. The  $\beta$ -oxidation pathway consisting of 2-E-valproic acid, 3-OH-valproic acid, and 3-keto valproic acid was decreased from 25% of total metabolites excreted on valproate alone to 8.3% in the presence of aspirin. Caution should be observed if valproate and aspirin are to be co-administered.

##### *Carbapenem Antibiotics*

A clinically significant reduction in serum valproic acid concentration has been reported in patients receiving carbapenem antibiotics (for example, ertapenem, imipenem, meropenem this is not a complete list) and may result in loss of seizure control. The mechanism of this interaction is not well understood. Serum valproic acid concentrations should be monitored frequently after initiating carbapenem therapy. Alternative antibacterial or anticonvulsant therapy should be considered if serum valproic acid concentrations drop significantly or seizure control deteriorates [see **WARNINGS AND**

## **PRECAUTIONS (5.12)].**

### *Estrogen-Containing Hormonal Contraceptives*

Estrogen-containing hormonal contraceptives may increase the clearance of valproate, which may result in decreased concentration of valproate and potentially increased seizure frequency. Prescribers should monitor serum valproate concentrations and clinical response when adding or discontinuing estrogen containing products.

### *Felbamate*

A study involving the co-administration of 1,200 mg/day of felbamate with valproate to patients with epilepsy (n = 10) revealed an increase in mean valproate peak concentration by 35% (from 86 to 115 mcg/mL) compared to valproate alone. Increasing the felbamate dose to 2,400 mg/day increased the mean valproate peak concentration to 133 mcg/mL (another 16% increase). A decrease in valproate dosage may be necessary when felbamate therapy is initiated.

### *Rifampin*

A study involving the administration of a single dose of valproate (7 mg/kg) 36 hours after 5 nights of daily dosing with rifampin (600 mg) revealed a 40% increase in the oral clearance of valproate. Valproate dosage adjustment may be necessary when it is co-administered with rifampin.

### Drugs for which either no interaction or a likely clinically unimportant interaction has been observed

#### *Antacids*

A study involving the co-administration of valproate 500 mg with commonly administered antacids (Maalox, Trisogel, and Titalac - 160 mEq doses) did not reveal any effect on the extent of absorption of valproate.

#### *Chlorpromazine*

A study involving the administration of 100 to 300 mg/day of chlorpromazine to schizophrenic patients already receiving valproate (200 mg BID) revealed a 15% increase in trough plasma levels of valproate.

#### *Haloperidol*

A study involving the administration of 6 to 10 mg/day of haloperidol to schizophrenic patients already receiving valproate (200 mg BID) revealed no significant changes in valproate trough plasma levels.

#### *Cimetidine and Ranitidine*

Cimetidine and ranitidine do not affect the clearance of valproate.

## **7.2 Effects of Valproate on Other Drugs**

Valproate has been found to be a weak inhibitor of some P450 isozymes, epoxide hydrolase, and glucuronosyltransferases.

The following list provides information about the potential for an influence of valproate co-administration on the pharmacokinetics or pharmacodynamics of several commonly prescribed medications. The list is not exhaustive, since new interactions are continuously being reported.

### Drugs for which a potentially important valproate interaction has been observed

#### *Amitriptyline/Nortriptyline*



Administration of a single oral 50 mg dose of amitriptyline to 15 normal volunteers (10 males and 5 females) who received valproate (500 mg BID) resulted in a 21% decrease in plasma clearance of amitriptyline and a 34% decrease in the net clearance of nortriptyline. Rare postmarketing reports of concurrent use of valproate and amitriptyline resulting in an increased amitriptyline level have been received. Concurrent use of valproate and amitriptyline has rarely been associated with toxicity. Monitoring of amitriptyline levels should be considered for patients taking valproate concomitantly with amitriptyline. Consideration should be given to lowering the dose of amitriptyline/nortriptyline in the presence of valproate.

#### *Carbamazepine/carbamazepine-10,11-Epoxyde*

Serum levels of carbamazepine (CBZ) decreased 17% while that of carbamazepine-10,11-epoxyde (CBZ-E) increased by 45% upon co-administration of valproate and CBZ to epileptic patients.

#### *Clonazepam*

The concomitant use of valproate and clonazepam may induce absence status in patients with a history of absence type seizures.

#### *Diazepam*

Valproate displaces diazepam from its plasma albumin binding sites and inhibits its metabolism. Co-administration of valproate (1,500 mg daily) increased the free fraction of diazepam (10 mg) by 90% in healthy volunteers (n = 6). Plasma clearance and volume of distribution for free diazepam were reduced by 25% and 20%, respectively, in the presence of valproate. The elimination half-life of diazepam remained unchanged upon addition of valproate.

#### *Ethosuximide*

Valproate inhibits the metabolism of ethosuximide. Administration of a single ethosuximide dose of 500 mg with valproate (800 to 1,600 mg/day) to healthy volunteers (n = 6) was accompanied by a 25% increase in elimination half-life of ethosuximide and a 15% decrease in its total clearance as compared to ethosuximide alone. Patients receiving valproate and ethosuximide, especially along with other anticonvulsants, should be monitored for alterations in serum concentrations of both drugs.

#### *Lamotrigine*

In a steady-state study involving 10 healthy volunteers, the elimination half-life of lamotrigine increased from 26 to 70 hours with valproate co-administration (a 165% increase). The dose of lamotrigine should be reduced when co-administered with valproate. Serious skin reactions (such as Stevens-Johnson syndrome and toxic epidermal necrolysis) have been reported with concomitant lamotrigine and valproate administration. See lamotrigine package insert for details on lamotrigine dosing with concomitant valproate administration.

#### *Phenobarbital*

Valproate was found to inhibit the metabolism of phenobarbital. Co-administration of valproate (250 mg BID for 14 days) with phenobarbital to normal subjects (n = 6) resulted in a 50% increase in half-life and a 30% decrease in plasma clearance of phenobarbital (60 mg single-dose). The fraction of phenobarbital dose excreted unchanged increased by 50% in presence of valproate.

There is evidence for severe CNS depression, with or without significant elevations of

barbiturate or valproate serum concentrations. All patients receiving concomitant barbiturate therapy should be closely monitored for neurological toxicity. Serum barbiturate concentrations should be obtained, if possible, and the barbiturate dosage decreased, if appropriate.

Primidone, which is metabolized to a barbiturate, may be involved in a similar interaction with valproate.

#### *Phenytoin*

Valproate displaces phenytoin from its plasma albumin binding sites and inhibits its hepatic metabolism. Co-administration of valproate (400 mg TID) with phenytoin (250 mg) in normal volunteers (n = 7) was associated with a 60% increase in the free fraction of phenytoin. Total plasma clearance and apparent volume of distribution of phenytoin increased 30% in the presence of valproate. Both the clearance and apparent volume of distribution of free phenytoin were reduced by 25%.

In patients with epilepsy, there have been reports of breakthrough seizures occurring with the combination of valproate and phenytoin. The dosage of phenytoin should be adjusted as required by the clinical situation.

#### *Propofol*

The concomitant use of valproate and propofol may lead to increased blood levels of propofol. Reduce the dose of propofol when co-administering with valproate. Monitor patients closely for signs of increased sedation or cardiorespiratory depression.

#### *Rufinamide*

Based on a population pharmacokinetic analysis, rufinamide clearance was decreased by valproate. Rufinamide concentrations were increased by <16% to 70%, dependent on concentration of valproate (with the larger increases being seen in pediatric patients at high doses or concentrations of valproate). Patients stabilized on rufinamide before being prescribed valproate should begin valproate therapy at a low dose, and titrate to a clinically effective dose [see **Dosage and Administration (2.3)**]. Similarly, patients on valproate should begin at a rufinamide dose lower than 10 mg/kg per day (pediatric patients) or 400 mg per day (adults).

#### *Tolbutamide*

From *in vitro* experiments, the unbound fraction of tolbutamide was increased from 20% to 50% when added to plasma samples taken from patients treated with valproate. The clinical relevance of this displacement is unknown.

#### *Warfarin*

In an *in vitro* study, valproate increased the unbound fraction of warfarin by up to 32.6%. The therapeutic relevance of this is unknown; however, coagulation tests should be monitored if valproate therapy is instituted in patients taking anticoagulants.

#### *Zidovudine*

In six patients who were seropositive for HIV, the clearance of zidovudine (100 mg q8h) was decreased by 38% after administration of valproate (250 or 500 mg q8h); the half-life of zidovudine was unaffected.

Drugs for which either no interaction or a likely clinically unimportant interaction has been observed

#### *Acetaminophen*

Valproate had no effect on any of the pharmacokinetic parameters of acetaminophen

when it was concurrently administered to three epileptic patients.

#### *Clozapine*

In psychotic patients (n = 11), no interaction was observed when valproate was co-administered with clozapine.

#### *Lithium*

Co-administration of valproate (500 mg BID) and lithium carbonate (300 mg TID) to normal male volunteers (n = 16) had no effect on the steady-state kinetics of lithium.

#### *Lorazepam*

Concomitant administration of valproate (500 mg BID) and lorazepam (1 mg BID) in normal male volunteers (n = 9) was accompanied by a 17% decrease in the plasma clearance of lorazepam.

#### *Olanzapine*

No dose adjustment for olanzapine is necessary when olanzapine is administered concomitantly with valproate. Co-administration of valproate (500 mg BID) and olanzapine (5 mg) to healthy adults (n=10) caused 15% reduction in C<sub>max</sub> and 35% reduction in AUC of olanzapine.

#### *Oral Contraceptive Steroids*

Administration of a single dose of ethinylloestradiol (50 mcg)/levonorgestrel (250 mcg) to 6 women on valproate (200 mg BID) therapy for 2 months did not reveal any pharmacokinetic interaction.

### **7.3 Topiramate**

Concomitant administration of valproate and topiramate has been associated with hyperammonemia with and without encephalopathy [see **CONTRAINDICATIONS (4)** and **WARNINGS AND PRECAUTIONS (5.8, 5.9)**]. Concomitant administration of topiramate with valproate has also been associated with hypothermia in patients who have tolerated either drug alone. It may be prudent to examine blood ammonia levels in patients in whom the onset of hypothermia has been reported [see **WARNINGS AND PRECAUTIONS (5.8, 5.10)**].

## **8 USE IN SPECIFIC POPULATIONS**

### **8.1 Pregnancy**

#### *Pregnancy Exposure Registry*

There is a pregnancy exposure registry that monitors pregnancy outcomes in women exposed to antiepileptic drugs (AEDs), including Valproate Sodium Injection, during pregnancy. Encourage women who are taking Valproate Sodium Injection during pregnancy to enroll in the North American Antiepileptic Drug (NAAED) Pregnancy Registry by calling toll free 1-888-233-2334 or visiting the website, <http://www.aedpregnancyregistry.org/>. This must be done by the patient herself.

#### *Risk Summary*

For use in prophylaxis of migraine headaches, valproate is contraindicated in women who are pregnant and in women of childbearing potential who are not using effective contraception [see **CONTRAINDICATIONS (4)**]. For use in epilepsy or bipolar disorder,

valproate should not be used to treat women who are pregnant or who plan to become pregnant unless other medications have failed to provide adequate symptom control or are otherwise unacceptable [see BOXED WARNING and WARNINGS AND PRECAUTIONS (5.2,5.3)]. Women with epilepsy who become pregnant while taking valproate should not discontinue valproate abruptly, as this can precipitate status epilepticus with resulting maternal and fetal hypoxia and threat to life.

Maternal valproate use during pregnancy for any indication increases the risk of congenital malformations, particularly neural tube defects including spina bifida, but also malformations involving other body systems (e.g., craniofacial defects including oral clefts, cardiovascular malformations, hypospadias, limb malformations). This risk is dose-dependent; however, a threshold dose below which no risk exists cannot be established. In utero exposure to valproate may also result in hearing impairment or hearing loss.

Valproate polytherapy with other AEDs has been associated with an increased frequency of congenital malformations compared with AED monotherapy. The risk of major structural abnormalities is greatest during the first trimester; however, other serious developmental effects can occur with valproate use throughout pregnancy. The rate of congenital malformations among babies born to epileptic mothers who used valproate during pregnancy has been shown to be about four times higher than the rate among babies born to epileptic mothers who used other anti-seizure monotherapies [see WARNINGS AND PRECAUTIONS (5.2) and DATA (Human)].

Epidemiological studies have indicated that children exposed to valproate in utero have lower IQ scores and a higher risk of neurodevelopmental disorders compared to children exposed to either another AED in utero or to no AEDs in utero [see WARNINGS AND PRECAUTIONS (5.3) and DATA (Human)].

An observational study has suggested that exposure to valproate products during pregnancy increases the risk of autism spectrum disorders [see DATA (Human)].

In animal studies, valproate administration during pregnancy resulted in fetal structural malformations similar to those seen in humans and neurobehavioral deficits in the offspring at clinically relevant doses [see DATA (Animal)].

There have been reports of hypoglycemia in neonates and fatal cases of hepatic failure in infants following maternal use of valproate during pregnancy.

Pregnant women taking valproate may develop hepatic failure or clotting abnormalities including thrombocytopenia, hypofibrinogenemia, and/or decrease in other coagulation factors, which may result in hemorrhagic complications in the neonate including death [see WARNINGS AND PRECAUTIONS (5.1, 5.8)].

Available prenatal diagnostic testing to detect neural tube and other defects should be offered to pregnant women using valproate. Evidence suggests that folic acid supplementation prior to conception and during the first trimester of pregnancy decreases the risk for congenital neural tube defects in the general population. It is not known whether the risk of neural tube defects or decreased IQ in the offspring of women receiving valproate is reduced by folic acid supplementation. Dietary folic acid supplementation both prior to conception and during pregnancy should be routinely recommended for patients using valproate [see WARNINGS AND PRECAUTIONS (5.2, 5.4)].

All pregnancies have a background risk of birth defect, loss, or other adverse outcomes. In the U.S. general population, the estimated background risk of major birth defects and miscarriage in clinically recognized pregnancies is 2 to 4% and 15 to 20%, respectively.

### *Clinical Considerations*

#### Disease-associated maternal and/or embryo/fetal risk

To prevent major seizures, women with epilepsy should not discontinue valproate abruptly, as this can precipitate status epilepticus with resulting maternal and fetal hypoxia and threat to life. Even minor seizures may pose some hazard to the developing embryo or fetus [see WARNINGS AND PRECAUTIONS (5.4)]. However, discontinuation of the drug may be considered prior to and during pregnancy in individual cases if the seizure disorder severity and frequency do not pose a serious threat to the patient.

#### *Maternal adverse reactions*

Pregnant women taking valproate may develop clotting abnormalities including thrombocytopenia, hypofibrinogenemia, and/or decrease in other coagulation factors, which may result in hemorrhagic complications in the neonate including death [see WARNINGS AND PRECAUTIONS (5.7)]. If valproate is used in pregnancy, the clotting parameters should be monitored carefully in the mother. If abnormal in the mother, then these parameters should also be monitored in the neonate. Patients taking valproate may develop hepatic failure [see BOXED WARNING and WARNINGS AND PRECAUTIONS (5.1)]. Fatal cases of hepatic failure in infants exposed to valproate in utero have also been reported following maternal use of valproate during pregnancy.

Hypoglycemia has been reported in neonates whose mothers have taken valproate during pregnancy.

### Data

#### *Human*

#### Neural tube defects and other structural abnormalities

There is an extensive body of evidence demonstrating that exposure to valproate in utero increases the risk of neural tube defects and other structural abnormalities. Based on published data from the CDC's National Birth Defects Prevention Network, the risk of spina bifida in the general population is about 0.06 to 0.07% (6 to 7 in 10,000 births) compared to the risk following in utero valproate exposure estimated to be approximately 1 to 2% (100 to 200 in 10,000 births).

The NAAED Pregnancy Registry has reported a major malformation rate of 9-11% in the offspring of women exposed to an average of 1,000 mg/day of valproate monotherapy during pregnancy. These data show an up to a five-fold increased risk for any major malformation following valproate exposure in utero compared to the risk following exposure in utero to other AEDs taken as monotherapy. The major congenital malformations included cases of neural tube defects, cardiovascular malformations, craniofacial defects (e.g., oral clefts, craniosynostosis), hypospadias, limb malformations (e.g., clubfoot, polydactyly), and other malformations of varying severity involving other body systems [see WARNINGS AND PRECAUTIONS (5.2)].

#### *Effect on IQ and neurodevelopmental effects*

Published epidemiological studies have indicated that children exposed to valproate in

utero have lower IQ scores than children exposed to either another AED in utero or to no AEDs in utero. The largest of these studies<sup>1</sup> is a prospective cohort study conducted in the United States and United Kingdom that found that children with prenatal exposure to valproate (n = 62) had lower IQ scores at age 6 (97 [95% C.I. 94-101]) than children with prenatal exposure to the other anti-epileptic drug monotherapy treatments evaluated: lamotrigine (108 [95% C.I. 105-110]), carbamazepine (105 [95% C.I. 102-108]) and phenytoin (108 [95% C.I. 104-112]). It is not known when during pregnancy cognitive effects in valproate-exposed children occur. Because the women in this study were exposed to AEDs throughout pregnancy, whether the risk for decreased IQ was related to a particular time period during pregnancy could not be assessed [see WARNINGS AND PRECAUTIONS (5.3)].

Although the available studies have methodological limitations, the weight of the evidence supports a causal association between valproate exposure in utero and subsequent adverse effects on neurodevelopment, including increases in autism spectrum disorders and attention deficit/hyperactivity disorder (ADHD).

An observational study has suggested that exposure to valproate products during pregnancy increases the risk of autism spectrum disorders. In this study, children born to mothers who had used valproate products during pregnancy had 2.9 times the risk (95% confidence interval [CI]: 1.7-4.9) of developing autism spectrum disorders compared to children born to mothers not exposed to valproate products during pregnancy. The absolute risks for autism spectrum disorders were 4.4% (95% CI: 2.6%-7.5%) in valproate-exposed children and 1.5% (95% CI: 1.5%-1.6%) in children not exposed to valproate products. Another observational study found that children who were exposed to valproate in utero had an increased risk of ADHD (adjusted HR 1.48; 95% CI, 1.09-2.00) compared with the unexposed children. Because these studies were observational in nature, conclusions regarding a causal association between in utero valproate exposure and an increased risk of autism spectrum disorder and ADHD cannot be considered definitive.

### Other

There are published case reports of fatal hepatic failure in offspring of women who used valproate during pregnancy.

### *Animal*

In developmental toxicity studies conducted in mice, rats, rabbits, and monkeys, increased rates of fetal structural abnormalities, intrauterine growth retardation, and embryo-fetal death occurred following administration of valproate to pregnant animals during organogenesis at clinically relevant doses (calculated on a body surface area [mg/m<sup>2</sup>] basis). Valproate induced malformations of multiple organ systems, including skeletal, cardiac, and urogenital defects. In mice, in addition to other malformations, fetal neural tube defects have been reported following valproate administration during critical periods of organogenesis, and the teratogenic response correlated with peak maternal drug levels. Behavioral abnormalities (including cognitive, locomotor, and social interaction deficits) and brain histopathological changes have also been reported in mice and rat offspring exposed prenatally to clinically relevant doses of valproate.

## **8.2 Lactation**

### *Risk Summary*

Valproate is excreted in human milk. Data in the published literature describe the presence of valproate in human milk (range: 0.4 mcg/mL to 3.9 mcg/mL), corresponding to 1% to 10% of maternal serum levels.

Valproate serum concentrations collected from breastfed infants aged 3 days postnatal to 12 weeks following delivery ranged from 0.7 mcg/mL to 4 mcg/mL, which were 1% to 6% of maternal serum valproate levels. A published study in children up to six years of age did not report adverse developmental or cognitive effects following exposure to valproate via breast milk [see DATA (Human)].

There are no data to assess the effects of divalproex sodium on milk production or excretion.

### *Clinical Considerations*

The developmental and health benefits of breastfeeding should be considered along with the mother's clinical need for divalproex sodium and any potential adverse effects on the breastfed infant from divalproex sodium or from the underlying maternal condition.

Monitor the breastfed infant for signs of liver damage including jaundice and unusual bruising or bleeding. There have been reports of hepatic failure and clotting abnormalities in offspring of women who used valproate during pregnancy [see USE IN SPECIFIC POPULATIONS (8.1)].

### Data

#### *Human*

In a published study, breast milk and maternal blood samples were obtained from 11 epilepsy patients taking valproate at doses ranging from 300 mg/day to 2,400 mg/day on postnatal days 3 to 6. In 4 patients who were taking valproate only, breast milk contained an average valproate concentration of 1.8 mcg/mL (range: 1.1 mcg/mL to 2.2 mcg/mL), which corresponded to 4.8% of the maternal plasma concentration (range: 2.7% to 7.4%). Across all patients (7 of whom were taking other AEDs concomitantly), similar results were obtained for breast milk concentration (1.8 mcg/mL, range: 0.4 mcg/mL to 3.9 mcg/mL) and maternal plasma ratio (5.1%, range: 1.3% to 9.6%).

A published study of 6 breastfeeding mother-infant pairs measured serum valproate levels during maternal treatment for bipolar disorder (750 mg/day or 1,000 mg/day). None of the mothers received valproate during pregnancy, and infants were aged from 4 weeks to 19 weeks at the time of evaluation. Infant serum levels ranged from 0.7 mcg/mL to 1.5 mcg/mL. With maternal serum valproate levels near or within the therapeutic range, infant exposure was 0.9% to 2.3% of maternal levels. Similarly, in 2 published case reports with maternal doses of 500 mg/day or 750 mg/day during breastfeeding of infants aged 3 months and 1 month, infant exposure was 1.5% and 6% that of the mother, respectively.

A prospective observational multicenter study evaluated the long-term neurodevelopmental effects of AED use on children. Pregnant women receiving monotherapy for epilepsy were enrolled with assessments of their children at ages 3 years and 6 years. Mothers continued AED therapy during the breastfeeding period.

Adjusted IQs measured at 3 years for breastfed and non-breastfed children were 93 (n=11) and 90 (n=24), respectively. At 6 years, the scores for breastfed and non-breastfed children were 106 (n=11) and 94 (n=25), respectively (p=0.04). For other

cognitive domains evaluated at 6 years, no adverse cognitive effects of continued exposure to an AED (including valproate) via breast milk were observed.

### **8.3 Females and Males of Reproductive Potential**

#### *Contraception*

Women of childbearing potential should use effective contraception while taking valproate [see **BOXED WARNING**, **WARNINGS AND PRECAUTIONS (5.4)**, **DRUG INTERACTIONS (7)**, and **USE IN SPECIFIC POPULATIONS (8.1)**]. This is especially important when valproate use is considered for a condition not usually associated with permanent injury or death such as prophylaxis of migraine headaches [see **CONTRAINDICATIONS (4)**].

#### *Infertility*

There have been reports of male infertility coincident with valproate therapy [see **ADVERSE REACTIONS (6.4)**].

In animal studies, oral administration of valproate at clinically relevant doses resulted in adverse reproductive effects in males [see **NONCLINICAL TOXICOLOGY (13.1)**].

### **8.4 Pediatric Use**

Experience with oral valproate has indicated that pediatric patients under the age of two years are at a considerably increased risk of developing fatal hepatotoxicity, especially those with the aforementioned conditions [see **BOXED WARNING**]. The safety of Valproate Sodium Injection has not been studied in individuals below the age of 2 years. If a decision is made to use Valproate Sodium Injection in this age group, it should be used with extreme caution and as a sole agent. The benefits of therapy should be weighed against the risks. Above the age of 2 years, experience in epilepsy has indicated that the incidence of fatal hepatotoxicity decreases considerably in progressively older patient groups.

Younger children, especially those receiving enzyme-inducing drugs, will require larger maintenance doses to attain targeted total and unbound valproate concentrations.

The variability in free fraction limits the clinical usefulness of monitoring total serum valproic acid concentrations. Interpretation of valproic acid concentrations in children should include consideration of factors that affect hepatic metabolism and protein binding.

#### Pediatric Clinical Trials

No unique safety concerns were identified in the 35 patients age 2 to 17 years who received Valproate Sodium Injection in clinical trials.

One twelve-month study was conducted to evaluate the safety of divalproex sodium sprinkle capsules in the indication of partial seizures (169 patients aged 3 to 10 years). The safety and tolerability of divalproex sodium in pediatric patients were shown to be comparable to those in adults [see **ADVERSE REACTIONS (6)**].

#### Juvenile Animal Toxicology

In studies of valproate in immature animals, toxic effects not observed in adult animals included retinal dysplasia in rats treated during the neonatal period (from postnatal day 4) and nephrotoxicity in rats treated during the neonatal and juvenile (from postnatal



day 14) periods. The no-effect dose for these findings was less than the maximum recommended human dose on a mg/m<sup>2</sup> basis.

## 8.5 Geriatric Use

No patients above the age of 65 years were enrolled in double-blind prospective clinical trials of mania associated with bipolar illness. In a case review study of 583 patients, 72 patients (12%) were greater than 65 years of age. A higher percentage of patients above 65 years of age reported accidental injury, infection, pain, somnolence, and tremor. Discontinuation of valproate was occasionally associated with the latter two events. It is not clear whether these events indicate additional risk or whether they result from preexisting medical illness and concomitant medication use among these patients.

A study of elderly patients with dementia revealed drug related somnolence and discontinuation for somnolence [see **WARNINGS AND PRECAUTIONS (5.13)**]. The starting dose should be reduced in these patients, and dosage reductions or discontinuation should be considered in patients with excessive somnolence [see **DOSAGE AND ADMINISTRATION (2.2)**].

No unique safety concerns were identified in the 21 patients > 65 years of age receiving Valproate Sodium Injection in clinical trials.

## 10 OVERDOSAGE

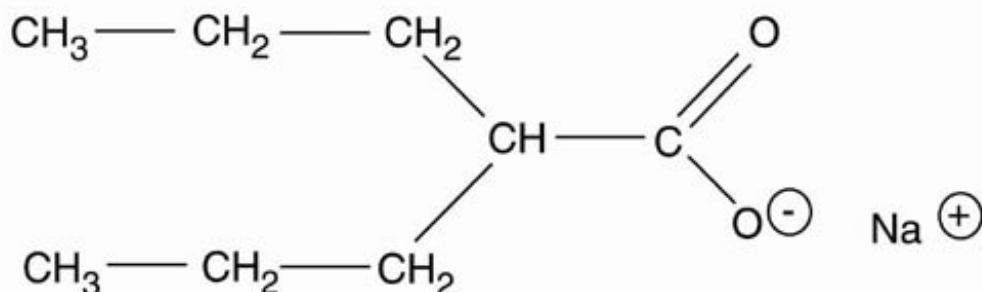
Overdosage with valproate may result in somnolence, heart block, deep coma and hypernatremia. Fatalities have been reported; however patients have recovered from valproate serum concentrations as high as 2120 mcg/mL.

In overdose situations, the fraction of drug not bound to protein is high and hemodialysis or tandem hemodialysis plus hemoperfusion may result in significant removal of drug. General supportive measures should be applied with particular attention to the maintenance of adequate urinary output.

Naloxone has been reported to reverse the CNS depressant effects of valproate overdosage. Because naloxone could theoretically also reverse the antiepileptic effects of valproate, it should be used with caution in patients with epilepsy.

## 11 DESCRIPTION

Valproate sodium is the sodium salt of valproic acid designated as sodium 2-propylpentanoate. Valproate sodium has the following structure:



Valproate sodium has a molecular weight of 166.2. It occurs as an essentially white and

odorless, crystalline, deliquescent powder.

Valproate Sodium Injection, USP is available in 5 mL single dose vials for intravenous injection. Each mL contains valproate sodium equivalent to 100 mg valproic acid, edetate disodium 0.40 mg, and water for injection to volume. The pH is adjusted to 7.6 with sodium hydroxide and/or hydrochloric acid. The solution is clear and colorless.

## **12 CLINICAL PHARMACOLOGY**

### **12.1 Mechanism of Action**

Valproate sodium exists as the valproate ion in the blood. The mechanisms by which valproate exerts its therapeutic effects have not been established. It has been suggested that its activity in epilepsy is related to increased brain concentrations of gamma-aminobutyric acid (GABA).

### **12.2 Pharmacodynamics**

The relationship between plasma concentration and clinical response is not well documented. One contributing factor is the nonlinear, concentration dependent protein binding of valproate which affects the clearance of the drug. Thus, monitoring of total serum valproate cannot provide a reliable index of the bioactive valproate species.

For example, because the plasma protein binding of valproate is concentration dependent, the free fraction increases from approximately 10% at 40 mcg/mL to 18.5% at 130 mcg/mL. Higher than expected free fractions occur in the elderly, in hyperlipidemic patients, and in patients with hepatic and renal diseases.

#### Epilepsy

The therapeutic range in epilepsy is commonly considered to be 50 to 100 mcg/mL of total valproate, although some patients may be controlled with lower or higher plasma concentrations.

Equivalent doses of Valproate Sodium Injection and divalproex sodium yield equivalent plasma levels of the valproate ion [see **CLINICAL PHARMACOLOGY (12.3)**].

### **12.3 Pharmacokinetics**

#### Bioavailability

Equivalent doses of intravenous (IV) valproate and oral valproate products are expected to result in equivalent  $C_{max}$ ,  $C_{min}$ , and total systemic exposure to the valproate ion when the IV valproate is administered as a 60 minute infusion. However, the rate of valproate ion absorption may vary with the formulation used. These differences should be of minor clinical importance under the steady state conditions achieved in chronic use in the treatment of epilepsy.

Administration of divalproex sodium tablets and IV valproate (given as a one hour infusion), 250 mg every 6 hours for 4 days to 18 healthy male volunteers resulted in equivalent AUC,  $C_{max}$ ,  $C_{min}$  at steady state, as well as after the first dose. The  $T_{max}$  after IV Valproate Sodium Injection occurs at the end of the one hour infusion, while the  $T_{max}$  after oral dosing with divalproex sodium occurs at approximately 4 hours. Because the kinetics of unbound valproate are linear, bioequivalence between Valproate Sodium Injection and divalproex sodium up to the maximum recommended dose of

60 mg/kg/day can be assumed. The AUC and  $C_{\max}$  resulting from administration of IV valproate 500 mg as a single one hour infusion and a single 500 mg dose of valproic acid syrup to 17 healthy male volunteers were also equivalent.

Patients maintained on valproic acid doses of 750 mg to 4250 mg daily (given in divided doses every 6 hours) as oral divalproex sodium alone ( $n = 24$ ) or with another stabilized antiepileptic drug [carbamazepine ( $n = 15$ ), phenytoin ( $n = 11$ ), or phenobarbital ( $n = 1$ )], showed comparable plasma levels for valproic acid when switching from oral divalproex sodium to IV valproate (1-hour infusion).

Eleven healthy volunteers were given single infusions of 1000 mg IV valproate over 5, 10, 30, and 60 minutes in a 4-period crossover study. Total valproate concentrations were measured; unbound concentrations were not measured. After the 5 minute infusions (mean rate of 2.8 mg/kg/min), mean  $C_{\max}$  was  $145 \pm 32$  mcg/mL, while after the 60 minute infusions, mean  $C_{\max}$  was  $115 \pm 8$  mcg/mL. Ninety to 120 minutes after infusion initiation, total valproate concentrations were similar for all 4 rates of infusion. Because protein binding is nonlinear at higher total valproate concentrations, the corresponding increase in unbound  $C_{\max}$  at faster infusion rates will be greater.

## Distribution

### *Protein Binding*

The plasma protein binding of valproate is concentration dependent and the free fraction increases from approximately 10% at 40 mcg/mL to 18.5% at 130 mcg/mL. Protein binding of valproate is reduced in the elderly, in patients with chronic hepatic diseases, in patients with renal impairment, and in the presence of other drugs (e.g., aspirin). Conversely, valproate may displace certain protein-bound drugs (e.g., phenytoin, carbamazepine, warfarin, and tolbutamide) (see **DRUG INTERACTIONS (7.2)** for more detailed information on the pharmacokinetic interactions of valproate with other drugs).

### *CNS Distribution*

Valproate concentrations in cerebrospinal fluid (CSF) approximate unbound concentrations in plasma (about 10% of total concentration).

## Metabolism

Valproate is metabolized almost entirely by the liver. In adult patients on monotherapy, 30-50% of an administered dose appears in urine as a glucuronide conjugate. Mitochondrial  $\beta$ -oxidation is the other major metabolic pathway, typically accounting for over 40% of the dose. Usually, less than 15-20% of the dose is eliminated by other oxidative mechanisms. Less than 3% of an administered dose is excreted unchanged in urine.

The relationship between dose and total valproate concentration is nonlinear; concentration does not increase proportionally with the dose, but rather, increases to a lesser extent due to saturable plasma protein binding. The kinetics of unbound drug are linear.

## Elimination

Mean plasma clearance and volume of distribution for total valproate are 0.56 L/hr/1.73  $m^2$  and 11 L/1.73  $m^2$ , respectively. Mean terminal half-life for valproate monotherapy after an intravenous infusion of 1,000 mg was  $16 \pm 3.0$  hours.

The estimates cited apply primarily to patients who are not taking drugs that affect hepatic metabolizing enzyme systems. For example, patients taking enzyme-inducing antiepileptic drugs (carbamazepine, phenytoin, and phenobarbital) will clear valproate

more rapidly. Because of these changes in valproate clearance, monitoring of antiepileptic concentrations should be intensified whenever concomitant antiepileptics are introduced or withdrawn.

### Special Populations

#### *Effect of Age*

##### Neonates:

Children within the first two months of life have a markedly decreased ability to eliminate valproate compared to older children and adults. This is a result of reduced clearance (perhaps due to delay in development of glucuronosyltransferase and other enzyme systems involved in valproate elimination) as well as increased volume of distribution (in part due to decreased plasma protein binding). For example, in one study, the half-life in children under 10 days ranged from 10 to 67 hours compared to a range of 7 to 13 hours in children greater than 2 months.

##### Children:

Pediatric patients (i.e., between 3 months and 10 years) have 50% higher clearances expressed on weight (i.e., mL/min/kg) than do adults. Over the age of 10 years, children have pharmacokinetic parameters that approximate those of adults.

##### Elderly:

The capacity of elderly patients (age range: 68 to 89 years) to eliminate valproate has been shown to be reduced compared to younger adults (age range: 22 to 26 years). Intrinsic clearance is reduced by 39%; the free fraction is increased by 44%. Accordingly, the initial dosage should be reduced in the elderly [see **DOSAGE AND ADMINISTRATION (2.2)**].

#### *Effect of Sex*

There are no differences in the body surface area adjusted unbound clearance between males and females ( $4.8 \pm 0.17$  and  $4.7 \pm 0.07$  L/hr per  $1.73 \text{ m}^2$ , respectively).

#### *Effect of Race*

The effects of race on the kinetics of valproate have not been studied.

#### *Effect of Disease*

##### Liver Disease:

Liver disease impairs the capacity to eliminate valproate. In one study, the clearance of free valproate was decreased by 50% in 7 patients with cirrhosis and by 16% in 4 patients with acute hepatitis, compared with 6 healthy subjects. In that study, the half-life of valproate was increased from 12 to 18 hours. Liver disease is also associated with decreased albumin concentrations and larger unbound fractions (2 to 2.6 fold increase) of valproate. Accordingly, monitoring of total concentrations may be misleading since free concentrations may be substantially elevated in patients with hepatic disease whereas total concentrations may appear to be normal [see **BOXED WARNING, CONTRAINDICATIONS (4)**, and **WARNINGS AND PRECAUTIONS (5.1)**].

##### Renal Disease:

A slight reduction (27%) in the unbound clearance of valproate has been reported in patients with renal failure (creatinine clearance  $< 10$  mL/minute); however, hemodialysis typically reduces valproate concentrations by about 20%. Therefore, no dosage adjustment appears to be necessary in patients with renal failure. Protein binding in these patients is substantially reduced; thus, monitoring total concentrations may be misleading.

## 13 NONCLINICAL TOXICOLOGY

### 13.1 Carcinogenesis, Mutagenesis, and Impairment of Fertility

#### Carcinogenesis

Valproate was administered orally to rats and mice at doses of 80 and 170 mg/kg/day (less than the maximum recommended human dose on a mg/m<sup>2</sup> basis) for two years. The primary findings were an increase in the incidence of subcutaneous fibrosarcomas in high-dose male rats receiving valproate and a dose-related trend for benign pulmonary adenomas in male mice receiving valproate.

#### Mutagenesis

Valproate was not mutagenic in an in vitro bacterial assay (Ames test), did not produce dominant lethal effects in mice, and did not increase chromosome aberration frequency in an in vivo cytogenetic study in rats. Increased frequencies of sister chromatid exchange (SCE) have been reported in a study of epileptic children taking valproate; this association was not observed in another study conducted in adults.

#### Impairment of Fertility

In chronic toxicity studies in juvenile and adult rats and dogs, administration of valproate resulted in testicular atrophy and reduced spermatogenesis at oral doses of 400 mg/kg/day or greater in rats (approximately equal to or greater than the maximum recommended human dose (MRHD) on a mg/m<sup>2</sup> basis) and 150 mg/kg/day or greater in dogs (approximately equal to or greater than the MRHD on a mg/m<sup>2</sup> basis).

Fertility studies in rats have shown no effect on fertility at oral doses of valproate up to 350 mg/kg/day (approximately equal to the MRHD on a mg/m<sup>2</sup> basis) for 60 days.

## 14 CLINICAL STUDIES

The studies described in the following section were conducted with oral divalproex sodium tablets.

### 14.1 Epilepsy

The efficacy of valproate in reducing the incidence of complex partial seizures (CPS) that occur in isolation or in association with other seizure types was established in two controlled trials.

In one, multi-clinic, placebo controlled study employing an add-on design (adjunctive therapy), 144 patients who continued to suffer eight or more CPS per 8 weeks during an 8 week period of monotherapy with doses of either carbamazepine or phenytoin sufficient to assure plasma concentrations within the “therapeutic range” were randomized to receive, in addition to their original antiepilepsy drug (AED), either divalproex sodium or placebo. Randomized patients were to be followed for a total of 16 weeks. The following table presents the findings.

**Table 4. Adjunctive Therapy Study Median Incidence of CPS per 8 Weeks**

<b>Add-on</b>	<b>Number of</b>	<b>Baseline</b>	<b>Experimental</b>
---------------	------------------	-----------------	---------------------

Treatment	Patients	Incidence	Incidence
Divalproex sodium	75	16.0	8.9*
Placebo	69	14.5	11.5

\* Reduction from baseline statistically significantly greater for valproate than placebo at  $p \leq 0.05$  level.

Figure 1 presents the proportion of patients (X axis) whose percentage reduction from baseline in complex partial seizure rates was at least as great as that indicated on the Y axis in the adjunctive therapy study. A positive percent reduction indicates an improvement (i.e., a decrease in seizure frequency), while a negative percent reduction indicates worsening. Thus, in a display of this type, the curve for an effective treatment is shifted to the left of the curve for placebo. This figure shows that the proportion of patients achieving any particular level of improvement was consistently higher for valproate than for placebo. For example, 45% of patients treated with valproate had a  $\geq 50\%$  reduction in complex partial seizure rate compared to 23% of patients treated with placebo.

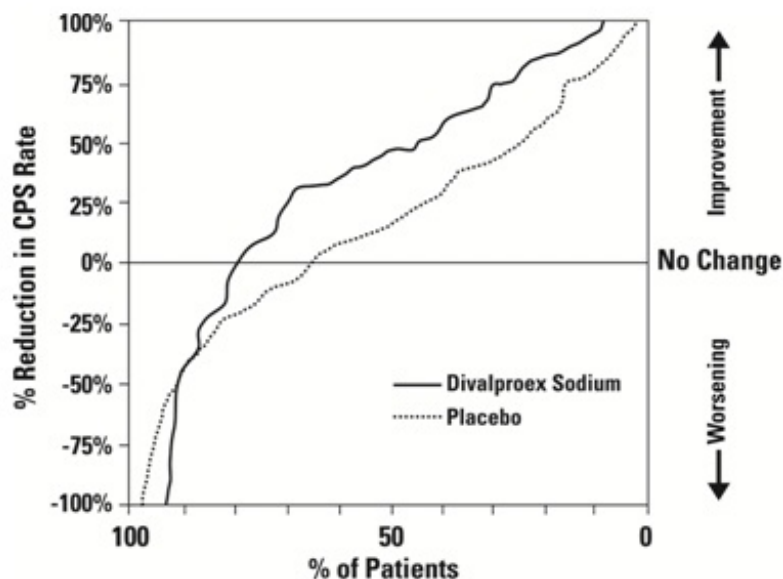


Figure 1

The second study assessed the capacity of valproate to reduce the incidence of CPS when administered as the sole AED. The study compared the incidence of CPS among patients randomized to either a high or low dose treatment arm. Patients qualified for entry into the randomized comparison phase of this study only if 1) they continued to experience 2 or more CPS per 4 weeks during an 8 to 12 week long period of monotherapy with adequate doses of an AED (i.e., phenytoin, carbamazepine, phenobarbital, or primidone) and 2) they made a successful transition over a two week interval to valproate. Patients entering the randomized phase were then brought to their assigned target dose, gradually tapered off their concomitant AED and followed for an interval as long as 22 weeks. Less than 50% of the patients randomized, however, completed the study. In patients converted to divalproex sodium monotherapy, the mean total valproate concentrations during monotherapy were 71 and 123 mcg/mL in the low dose and high dose groups, respectively.

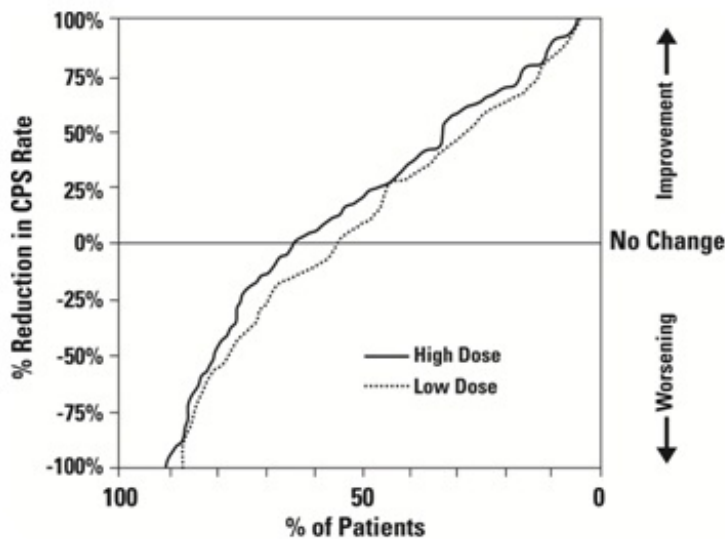
The following table presents the findings for all patients randomized who had at least one post-randomization assessment.

**Table 5. Monotherapy Study Median Incidence of CPS per 8 Weeks**

Treatment	Number of Patients	Baseline Incidence	Randomized Phase Incidence
High dose divalproex sodium	131	13.2	10.7*
Low dose divalproex sodium	134	14.2	13.8

\* Reduction from baseline statistically significantly greater for high dose than low dose at  $p \leq 0.05$  level.

Figure 2 presents the proportion of patients (X axis) whose percentage reduction from baseline in complex partial seizure rates was at least as great as that indicated on the Y axis in the monotherapy study. A positive percent reduction indicates an improvement (i.e., a decrease in seizure frequency), while a negative percent reduction indicates worsening. Thus, in a display of this type, the curve for a more effective treatment is shifted to the left of the curve for a less effective treatment. This figure shows that the proportion of patients achieving any particular level of reduction was consistently higher for high dose valproate than for low dose valproate. For example, when switching from carbamazepine, phenytoin, phenobarbital or primidone monotherapy to high dose valproate monotherapy, 63% of patients experienced no change or a reduction in complex partial seizure rates compared to 54% of patients receiving low dose valproate.



**Figure 2**

Information on pediatric studies is presented in section 8.

## 15 REFERENCES

1. Meador KJ, Baker GA, Browning N, et al. Fetal antiepileptic drug exposure and cognitive outcomes at age 6 years (NEAD study): a prospective observational study. *Lancet Neurology* 2013; 12 (3):244-252.

## **16 HOW SUPPLIED/STORAGE AND HANDLING**

Valproate Sodium Injection, USP, equivalent to 100 mg of valproic acid per mL, is a clear, colorless solution in 5 mL single dose vials, available in trays of 10 vials (NDC 0143-9637-10).

Recommended storage: Store vials at 20° to 25°C (68° to 77°F) with excursions between 15° and 30°C (59° and 86°F) [See USP Controlled Room Temperature].

No preservatives have been added. Unused portion of container should be discarded.

## **17 PATIENT COUNSELING INFORMATION**

### **Hepatotoxicity**

Warn patients and guardians that nausea, vomiting, abdominal pain, anorexia, diarrhea, asthenia, and/or jaundice can be symptoms of hepatotoxicity and, therefore, require further medical evaluation promptly [see **WARNINGS AND PRECAUTIONS (5.1)**].

### **Pancreatitis**

Warn patients and guardians that abdominal pain, nausea, vomiting, and/or anorexia can be symptoms of pancreatitis and, therefore, require further medical evaluation promptly [see **WARNINGS AND PRECAUTIONS (5.5)**].

### **Birth Defects and Decreased IQ**

Inform pregnant women and women of childbearing potential (including girls beginning the onset of puberty) that use of valproate during pregnancy increases the risk of birth defects, decreased IQ, and neurodevelopmental disorders in children who were exposed in utero. Advise women to use effective contraception while using valproate. When appropriate, counsel these patients about alternative therapeutic options. This is particularly important when valproate use is considered for a condition not usually associated with permanent injury or death such as prophylaxis of migraine headache [see **CONTRAINDICATIONS (4)**, **WARNINGS AND PRECAUTIONS (5.2, 5.3, 5.4)**, and **USE IN SPECIFIC POPULATIONS (8.1)**].

### **Pregnancy Registry**

Advise women of childbearing potential to discuss pregnancy planning with their doctor and to contact their doctor immediately if they think they are pregnant.

Encourage women who are taking valproate to enroll in the North American Antiepileptic Drug (NAAED) Pregnancy Registry if they become pregnant. This registry is collecting information about the safety of antiepileptic drugs during pregnancy. To enroll, patients can call the toll free number 1-888-233-2334 or visit the website, <http://www.aedpregnancyregistry.org/> [see **USE IN SPECIFIC POPULATIONS (8.1)**].

### **Hyperammonemia**

Inform patients of the signs and symptoms associated with hyperammonemic encephalopathy and to notify the prescriber if any of these symptoms occur [see **WARNINGS AND PRECAUTIONS (5.8, 5.9)**].

### **CNS Depression**

Since valproate products may produce CNS depression, especially when combined with



another CNS depressant (e.g., alcohol), advise patients not to engage in hazardous activities, such as driving an automobile or operating dangerous machinery, until it is known that they do not become drowsy from the drug.

### **Multorgan Hypersensitivity Reactions**

Instruct patients that a fever associated with other organ system involvement (rash, lymphadenopathy, etc.) may be drug-related and should be reported to the physician immediately [see **WARNINGS AND PRECAUTIONS (5.11)**].

### **Rx Only**

#### **Manufactured by:**

HIKMA FARMACÊUTICA (PORTUGAL), S.A.

Estrada do Rio da Mó, 8, 8A e 8B - Fervença - 2705-906 Terrugem SNT, PORTUGAL

#### **Distributed by:**

Hikma Pharmaceuticals USA Inc.

Berkeley Heights, NJ 07922

Novaplus is a registered trademark of Vizient, Inc.

Revised: January 2021

PIN321-NOV/8

### **PRINCIPAL DISPLAY PANEL**

NDC 0143-**9637**-01 Rx ONLY

#### **Valproate**

#### **Sodium Injection, USP**

#### **For IV Infusion ONLY**

**500 mg per 5 mL**

**(100 mg/mL)**

**5 mL Single Dose Vial**

Each mL contains: valproic acid 100 mg, edetate disodium 0.4 mg, and water for injection. pH adjusted with sodium hydroxide and/or hydrochloric acid.  
**Usual Dosage:** See package insert.  
**Discard unused portion.**  
**Store at 20° to 25°C (68° to 77°F) (See USP Controlled Room Temperature).**

NDC 0143-**9637**-01 Rx ONLY


# **Valproate**

## **Sodium Injection, USP**

**For IV Infusion ONLY**  
**5 mL Single Dose Vial**

**500 mg per 5 mL (100 mg/mL)**

**Preservative Free**

**novaplus** 

Mfd. by HIKMA FARMACÊUTICA (PORTUGAL), S.A.  
Dist. by Hikma, Berkeley Heights, NJ 07922

  
(01)00301439637011

PLB703-NOV/2

**Lot:**  
**Exp:**

NDC 0143-**9637**-10 Rx ONLY

**Valproate  
Sodium Injection, USP  
For IV Infusion ONLY  
500 mg per 5 mL  
(100 mg/mL)  
10 x 5 mL Single Dose Vials**

To open - Cut seal along dotted line.

---

NDC 0143-9637-10      PLB783-NOV/4      Rx ONLY

**Valproate  
Sodium Injection, USP**

**For IV Infusion ONLY**      **500 mg  
per 5 mL  
(100 mg/mL)**


**10 x 5 mL Single Dose Vials**

**Preservative Free**

Each mL contains: valproic acid 100 mg, edetate disodium 0.4 mg, and water for injection. pH adjusted with sodium hydroxide and/or hydrochloric acid.  
**Usual Dosage:** See package insert.  
**Discard unused portion.**  
**Store at 20° to 25°C (68° to 77°F) [See USP Controlled Room Temperature].**

Manufactured by HIKMA FARMACÉUTICA (PORTUGAL), S.A.  
 Distributed by Hikma, Berkeley Heights, NJ 07922

**novaplus**<sup>+</sup>  
 Novaplus is a registered trademark of Vizient, Inc.



**SERIALIZATION IMAGE**



GTIN 00301234567896  
 SN 1234567890123  
 EXP MMMYYYY  
 LOT ABCDE12345

<b>VALPROATE SODIUM</b>			
valproate sodium injection			
<b>Product Information</b>			
<b>Product Type</b>	HUMAN PRESCRIPTION DRUG	<b>Item Code (Source)</b>	NDC:0143-9637
<b>Route of Administration</b>	INTRAVENOUS		
<b>Active Ingredient/Active Moiety</b>			
Ingredient Name	Basis of Strength	Strength	
<b>VALPROATE SODIUM</b> (UNII: 5VOM6GYJ0D) (VALPROIC ACID - UNII:6140I1Z5W)	VALPROIC ACID	100 mg in 1 mL	

## Inactive Ingredients

Ingredient Name	Strength
<b>EDETATE DISODIUM</b> (UNII: 7FLD91C86K)	0.40 mg in 1 mL
<b>WATER</b> (UNII: 059QF0KO0R)	
<b>SODIUM HYDROXIDE</b> (UNII: 55X04QC32I)	
<b>HYDROCHLORIC ACID</b> (UNII: QTT17582CB)	

## Packaging

#	Item Code	Package Description	Marketing Start Date	Marketing End Date
1	NDC:0143-9637-10	10 in 1 TRAY	04/15/2013	
1	NDC:0143-9637-01	5 mL in 1 VIAL, SINGLE-DOSE; Type 0: Not a Combination Product		

## Marketing Information

Marketing Category	Application Number or Monograph Citation	Marketing Start Date	Marketing End Date
ANDA	ANDA078523	04/15/2013	

**Labeler** - Hikma Pharmaceuticals USA Inc. (001230762)

**Registrant** - Hikma Pharmaceuticals USA Inc. (001230762)

## Establishment

Name	Address	ID/FEI	Business Operations
HIKMA FARMACEUTICA (PORTUGAL), S.A		452742943	analysis(0143-9637) , label(0143-9637) , manufacture(0143-9637) , pack(0143-9637)

Revised: 11/2023

Hikma Pharmaceuticals USA Inc.