

FLUTICASONE PROPIONATE AND SALMETEROL- fluticasone propionate and salmeterol powder

REMEDYREPACK INC.

HIGHLIGHTS OF PRESCRIBING INFORMATION

These highlights do not include all the information needed to use FLUTICASONE PROPIONATE and SALMETEROL INHALATION POWDER safely and effectively. See full prescribing information for FLUTICASONE PROPIONATE and SALMETEROL INHALATION POWDER.

FLUTICASONE PROPIONATE and SALMETEROL inhalation powder, for oral inhalation use
Initial U.S. Approval: 2000

INDICATIONS AND USAGE

Fluticasone propionate and salmeterol inhalation powder is a combination product containing a corticosteroid and a long-acting beta₂-adrenergic agonist (LABA) indicated for:

- Twice-daily treatment of asthma in patients aged 4 years and older. (1.1)
- Maintenance treatment of airflow obstruction and reducing exacerbations in patients with chronic obstructive pulmonary disease (COPD). (1.2)

Important Limitation of Use: Not indicated for relief of acute bronchospasm. (1.1, 1.2)

DOSAGE AND ADMINISTRATION

- For oral inhalation only. (2)
- Treatment of Asthma in Patients Aged 12 Years and Older: 1 inhalation of fluticasone propionate and salmeterol inhalation powder 100 mcg/50 mcg, fluticasone propionate and salmeterol inhalation powder 250 mcg/50 mcg, or fluticasone propionate and salmeterol inhalation powder 500 mcg/50 mcg twice daily. Starting dosage is based on asthma severity. (2.1)
- Treatment of Asthma in Patients Aged 4 to 11 Years: 1 inhalation of fluticasone propionate and salmeterol inhalation powder 100 mcg/50 mcg twice daily. (2.1)
- Maintenance Treatment of COPD: 1 inhalation of fluticasone propionate and salmeterol inhalation powder 250 mcg/50 mcg twice daily. (2.2)

DOSAGE FORMS AND STRENGTHS

Inhalation Powder: Inhaler containing a combination of fluticasone propionate (100, 250, or 500 mcg) and salmeterol (50 mcg) as a powder formulation for oral inhalation. (3)

CONTRAINDICATIONS

- Primary treatment of status asthmaticus or acute episodes of asthma or COPD requiring intensive measures. (4)
- Severe hypersensitivity to milk proteins or demonstrated hypersensitivity to fluticasone propionate, salmeterol, or any of the excipients. (4)

WARNINGS AND PRECAUTIONS

- LABA monotherapy increases the risk of serious asthma-related events. (5.1)
- Do not initiate in acutely deteriorating asthma or COPD. Do not use to treat acute symptoms. (5.2)
- Do not use in combination with an additional medicine containing a LABA because of risk of overdose. (5.3)
- *Candida albicans* infection of the mouth and pharynx may occur. Monitor patients periodically. Advise the patient to rinse his/her mouth with water without swallowing after inhalation to help reduce the risk. (5.4)
- Increased risk of pneumonia in patients with COPD. Monitor patients for signs and symptoms of pneumonia. (5.5)
- Potential worsening of infections (e.g., existing tuberculosis; fungal, bacterial, viral, or parasitic infections; ocular herpes simplex). Use with caution in patients with these infections. More serious or even fatal course of chickenpox or measles can occur in susceptible patients. (5.6)
- Risk of impaired adrenal function when transferring from systemic corticosteroids. Taper patients slowly from systemic corticosteroids if transferring to fluticasone propionate and salmeterol inhalation powder. (5.7)
- Hypercorticism and adrenal suppression may occur with very high dosages or at the regular dosage in susceptible individuals. If such changes occur, discontinue fluticasone propionate and salmeterol inhalation powder slowly. (5.8)
- If paradoxical bronchospasm occurs, discontinue fluticasone propionate and salmeterol inhalation powder and institute alternative therapy. (5.10)
- Use with caution in patients with cardiovascular or central nervous system disorders because of beta-adrenergic stimulation. (5.12)
- Assess for decrease in bone mineral density initially and periodically thereafter. (5.13)

- Monitor growth of pediatric patients. (5.14)
- Glaucoma and cataracts may occur with long-term use of inhaled corticosteroids. Consider referral to an ophthalmologist in patients who develop ocular symptoms or use fluticasone propionate and salmeterol inhalation powder long term. (5.15)
- Be alert to eosinophilic conditions, hypokalemia, and hyperglycemia. (5.16, 5.18)
- Use with caution in patients with convulsive disorders, thyrotoxicosis, diabetes mellitus, and ketoacidosis. (5.17)

ADVERSE REACTIONS

Most common adverse reactions (incidence greater than or equal to 3%) include:

- Asthma: Upper respiratory tract infection or inflammation, pharyngitis, dysphonia, oral candidiasis, bronchitis, cough, headaches, nausea and vomiting. (6.1)
- COPD: Pneumonia, oral candidiasis, throat irritation, dysphonia, viral respiratory infections, headaches, musculoskeletal pain. (6.2)

To report SUSPECTED ADVERSE REACTIONS, contact Hikma Pharmaceuticals USA Inc. at 1-800-962-8364 or FDA at 1-800-FDA-1088 or www.fda.gov/medwatch.

DRUG INTERACTIONS

- Strong Cytochrome P450 3A4 Inhibitors (e.g., ritonavir, ketoconazole): Use not recommended. May increase risk of systemic corticosteroid and cardiovascular effects. (7.1)
- Monoamine Oxidase Inhibitors and Tricyclic Antidepressants: Use with extreme caution. May potentiate effect of salmeterol on vascular system. (7.2)
- Beta-blockers: Use with caution. May block bronchodilatory effects of beta-agonists and produce severe bronchospasm. (7.3)
- Diuretics: Use with caution. Electrocardiographic changes and/or hypokalemia associated with non-potassium-sparing diuretics may worsen with concomitant beta-agonists. (7.4)

USE IN SPECIFIC POPULATIONS

Hepatic Impairment: Monitor patients for signs of increased drug exposure. (8.6)

See 17 for PATIENT COUNSELING INFORMATION and FDA-approved patient labeling.

Revised: 7/2025

FULL PRESCRIBING INFORMATION: CONTENTS*

1 INDICATIONS AND USAGE

- 1.1 Treatment of Asthma
- 1.2 Maintenance Treatment of Chronic Obstructive Pulmonary Disease

2 DOSAGE AND ADMINISTRATION

- 2.1 Asthma
- 2.2 Chronic Obstructive Pulmonary Disease

3 DOSAGE FORMS AND STRENGTHS

4 CONTRAINDICATIONS

5 WARNINGS AND PRECAUTIONS

- 5.1 Serious Asthma-Related Events – Hospitalizations, Intubations, Death
- 5.2 Deterioration of Disease and Acute Episodes
- 5.3 Excessive Use of Fluticasone Propionate and Salmeterol Inhalation Powder and Use with Other Long-acting Beta ₂-agonists
- 5.4 Local Effects of Inhaled Corticosteroids
- 5.5 Pneumonia
- 5.6 Immunosuppression
- 5.7 Transferring Patients from Systemic Corticosteroid Therapy
- 5.8 Hypercorticism and Adrenal Suppression
- 5.9 Drug Interactions with Strong Cytochrome P450 3A4 Inhibitors
- 5.10 Paradoxical Bronchospasm and Upper Airway Symptoms
- 5.11 Immediate Hypersensitivity Reactions
- 5.12 Cardiovascular and Central Nervous System Effects
- 5.13 Reduction in Bone Mineral Density

- 5.14 Effect on Growth
- 5.15 Glaucoma and Cataracts
- 5.16 Eosinophilic Conditions and Churg-Strauss Syndrome
- 5.17 Coexisting Conditions
- 5.18 Hypokalemia and Hyperglycemia

6 ADVERSE REACTIONS

- 6.1 Clinical Trials Experience in Asthma
- 6.2 Clinical Trials Experience in Chronic Obstructive Pulmonary Disease
- 6.3 Postmarketing Experience

7 DRUG INTERACTIONS

- 7.1 Inhibitors of Cytochrome P450 3A4
- 7.2 Monoamine Oxidase Inhibitors and Tricyclic Antidepressants
- 7.3 Beta-adrenergic Receptor Blocking Agents
- 7.4 Non-Potassium-Sparing Diuretics

8 USE IN SPECIFIC POPULATIONS

- 8.1 Pregnancy
- 8.2 Lactation
- 8.4 Pediatric Use
- 8.5 Geriatric Use
- 8.6 Hepatic Impairment
- 8.7 Renal Impairment

10 OVERDOSAGE

- 10.1 Fluticasone Propionate
- 10.2 Salmeterol

11 DESCRIPTION

12 CLINICAL PHARMACOLOGY

- 12.1 Mechanism of Action
- 12.2 Pharmacodynamics
- 12.3 Pharmacokinetics

13 NONCLINICAL TOXICOLOGY

- 13.1 Carcinogenesis, Mutagenesis, Impairment of Fertility
- 13.2 Animal Toxicology and/or Pharmacology

14 CLINICAL STUDIES

- 14.1 Asthma
- 14.2 Chronic Obstructive Pulmonary Disease

16 HOW SUPPLIED/STORAGE AND HANDLING

17 PATIENT COUNSELING INFORMATION

* Sections or subsections omitted from the full prescribing information are not listed.

FULL PRESCRIBING INFORMATION

1 INDICATIONS AND USAGE

1.1 Treatment of Asthma

Fluticasone propionate and salmeterol inhalation powder is indicated for the twice-daily treatment of asthma in patients aged 4 years and older. Fluticasone propionate and salmeterol inhalation powder should be used for patients not adequately controlled on a long-term asthma control medication such as an inhaled corticosteroid (ICS) or whose disease warrants initiation of treatment with both an ICS and long-acting beta₂-

adrenergic agonist (LABA).

Important Limitation of Use

Fluticasone propionate and salmeterol inhalation powder is NOT indicated for the relief of acute bronchospasm.

1.2 Maintenance Treatment of Chronic Obstructive Pulmonary Disease

Fluticasone propionate and salmeterol inhalation powder 250 mcg/50 mcg is indicated for the twice-daily maintenance treatment of airflow obstruction in patients with chronic obstructive pulmonary disease (COPD), including chronic bronchitis and/or emphysema. Fluticasone propionate and salmeterol inhalation powder 250 mcg/50 mcg is also indicated to reduce exacerbations of COPD in patients with a history of exacerbations. Fluticasone propionate and salmeterol inhalation powder 250 mcg/50 mcg twice daily is the only approved dosage for the treatment of COPD because an efficacy advantage of the higher strength fluticasone propionate and salmeterol inhalation powder 500 mcg/50 mcg over fluticasone propionate and salmeterol inhalation powder 250 mcg/50 mcg has not been demonstrated.

Important Limitation of Use

Fluticasone propionate and salmeterol inhalation powder is NOT indicated for the relief of acute bronchospasm.

2 DOSAGE AND ADMINISTRATION

Fluticasone propionate and salmeterol inhalation powder should be administered as 1 inhalation twice daily by the orally inhaled route only. After inhalation, the patient should rinse his/her mouth with water without swallowing to help reduce the risk of oropharyngeal candidiasis.

More frequent administration or a greater number of inhalations (more than 1 inhalation twice daily) of the prescribed strength of fluticasone propionate and salmeterol inhalation powder is not recommended as some patients are more likely to experience adverse effects with higher doses of salmeterol. Patients using fluticasone propionate and salmeterol inhalation powder should not use additional LABA for any reason [see *Warnings and Precautions* (5.3, 5.12)] .

2.1 Asthma

If asthma symptoms arise in the period between doses, an inhaled, short-acting beta 2-agonist should be taken for immediate relief.

Adult and Adolescent Patients Aged 12 Years and Older

For patients aged 12 years and older, the dosage is 1 inhalation twice daily, approximately 12 hours apart.

When choosing the starting dosage strength of fluticasone propionate and salmeterol inhalation powder, consider the patients' disease severity, based on their previous asthma therapy, including the ICS dosage, as well as the patients' current control of asthma symptoms and risk of future exacerbation.

The maximum recommended dosage is fluticasone propionate and salmeterol inhalation powder 500 mcg/50 mcg twice daily.

Improvement in asthma control following inhaled administration of fluticasone propionate and salmeterol inhalation powder can occur within 30 minutes of beginning

treatment, although maximum benefit may not be achieved for 1 week or longer after starting treatment. Individual patients will experience a variable time to onset and degree of symptom relief.

For patients who do not respond adequately to the starting dosage after 2 weeks of therapy, replacing the current strength of fluticasone propionate and salmeterol inhalation powder with a higher strength may provide additional improvement in asthma control.

If a previously effective dosage regimen fails to provide adequate improvement in asthma control, the therapeutic regimen should be reevaluated and additional therapeutic options (e.g., replacing the current strength of fluticasone propionate and salmeterol inhalation powder with a higher strength, adding additional ICS, initiating oral corticosteroids) should be considered.

Pediatric Patients Aged 4 to 11 Years

For patients with asthma aged 4 to 11 years who are not controlled on an ICS, the dosage is 1 inhalation of fluticasone propionate and salmeterol inhalation powder 100 mcg/50 mcg twice daily, approximately 12 hours apart.

2.2 Chronic Obstructive Pulmonary Disease

The recommended dosage for patients with COPD is 1 inhalation of fluticasone propionate and salmeterol inhalation powder 250 mcg/50 mcg twice daily, approximately 12 hours apart.

If shortness of breath occurs in the period between doses, an inhaled, short-acting beta₂-agonist should be taken for immediate relief.

3 DOSAGE FORMS AND STRENGTHS

Inhalation Powder: Inhaler containing a foil blister strip of powder formulation for oral inhalation. The strip contains a combination of fluticasone propionate 100, 250, or 500 mcg and salmeterol 50 mcg per blister.

4 CONTRAINDICATIONS

The use of fluticasone propionate and salmeterol inhalation powder is contraindicated in the following conditions:

- Primary treatment of status asthmaticus or other acute episodes of asthma or COPD where intensive measures are required [see *Warnings and Precautions* (5.2)] .
- Severe hypersensitivity to milk proteins or demonstrated hypersensitivity to fluticasone propionate, salmeterol, or any of the excipients [see *Warnings and Precautions* (5.11), *Adverse Reactions* (6.3), *Description* (11)] .

5 WARNINGS AND PRECAUTIONS

5.1 Serious Asthma-Related Events - Hospitalizations, Intubations, Death

Use of LABA as monotherapy (without ICS) for asthma is associated with an increased risk of asthma-related death [see *Salmeterol Multicenter Asthma Research Trial (SMART)*]. Available data from controlled clinical trials also suggest that use of LABA as monotherapy increases the risk of asthma-related hospitalization in pediatric and adolescent patients. These findings are considered a class effect of LABA monotherapy. When LABA are used in fixed-dose combination with ICS, data from large clinical trials do

not show a significant increase in the risk of serious asthma-related events (hospitalizations, intubations, death) compared with ICS alone (see *Serious Asthma-Related Events with Inhaled Corticosteroid/Long-acting Beta 2-adrenergic Agonists*).

Serious Asthma-Related Events with Inhaled Corticosteroid/Long-acting Beta 2-adrenergic Agonists

Four (4) large, 26-week, randomized, double-blind, active-controlled clinical safety trials were conducted to evaluate the risk of serious asthma-related events when LABA were used in fixed-dose combination with ICS compared with ICS alone in subjects with asthma. Three (3) trials included adult and adolescent subjects aged 12 years and older: 1 trial compared fluticasone propionate/salmeterol inhalation powder with fluticasone propionate inhalation powder [see *Clinical Studies (14.1)*], 1 trial compared mometasone furoate/formoterol with mometasone furoate, and 1 trial compared budesonide/formoterol with budesonide. The fourth trial included pediatric subjects aged 4 to 11 years and compared fluticasone propionate/salmeterol inhalation powder with fluticasone propionate inhalation powder [see *Clinical Studies (14.1)*]. The primary safety endpoint for all 4 trials was serious asthma-related events (hospitalizations, intubations, death). A blinded adjudication committee determined whether events were asthma related.

The 3 adult and adolescent trials were designed to rule out a risk margin of 2.0, and the pediatric trial was designed to rule out a risk margin of 2.7. Each individual trial met its pre-specified objective and demonstrated non-inferiority of ICS/LABA to ICS alone. A meta-analysis of the 3 adult and adolescent trials did not show a significant increase in risk of a serious asthma-related event with ICS/LABA fixed-dose combination compared with ICS alone (Table 1). These trials were not designed to rule out all risk for serious asthma-related events with ICS/LABA compared with ICS.

Table 1: Meta-analysis of Serious Asthma-Related Events in Subjects with Asthma Aged 12 Years and Older

	ICS/LABA (n = 17,537) *	ICS (n = 17,552) *	ICS/LABA vs. ICS Hazard Ratio (95% CI) †
Serious asthma-related event ‡	116	105	1.10 (0.85, 1.44)
Asthma-related death	2	0	
Asthma-related intubation (endotracheal)	1	2	
Asthma-related hospitalization (≥24-hour stay)	115	105	

* Randomized subjects who had taken at least 1 dose of study drug. Planned treatment used for analysis.

† Estimated using a Cox proportional hazards model for time to first event with baseline hazards stratified by each of the 3 trials.

‡ Number of subjects with event that occurred within 6 months after the first use of study drug or 7 days after the last date of study drug, whichever date was later. Subjects can have one or more events, but only the first event was counted for analysis. A single, blinded, independent adjudication committee determined whether events were asthma related.

ICS = Inhaled Corticosteroid, LABA = Long-acting Beta 2-adrenergic Agonist.

The pediatric safety trial included 6,208 pediatric subjects aged 4 to 11 years who received ICS/LABA (fluticasone propionate/salmeterol inhalation powder) or ICS

(fluticasone propionate inhalation powder). In this trial, 27/3,107 (0.9%) subjects randomized to ICS/LABA and 21/3,101 (0.7%) subjects randomized to ICS experienced a serious asthma-related event. There were no asthma-related deaths or intubations. ICS/LABA did not show a significantly increased risk of a serious asthma-related event compared with ICS based on the pre-specified risk margin (2.7), with an estimated hazard ratio of time to first event of 1.29 (95% CI: 0.73, 2.27).

Salmeterol Multicenter Asthma Research Trial (SMART)

A 28-week, placebo-controlled, U.S. trial that compared the safety of salmeterol with placebo, each added to usual asthma therapy, showed an increase in asthma-related deaths in subjects receiving salmeterol (13/13,176 in subjects treated with salmeterol versus 3/13,179 in subjects treated with placebo; relative risk: 4.37 [95% CI: 1.25, 15.34]). Use of background ICS was not required in SMART. The increased risk of asthma-related death is considered a class effect of LABA monotherapy.

5.2 Deterioration of Disease and Acute Episodes

Fluticasone propionate and salmeterol inhalation powder should not be initiated in patients during rapidly deteriorating or potentially life-threatening episodes of asthma or COPD. Fluticasone propionate and salmeterol inhalation powder has not been studied in subjects with acutely deteriorating asthma or COPD. The initiation of fluticasone propionate and salmeterol inhalation powder in this setting is not appropriate.

Serious acute respiratory events, including fatalities, have been reported when salmeterol, a component of fluticasone propionate and salmeterol inhalation powder, has been initiated in patients with significantly worsening or acutely deteriorating asthma. In most cases, these have occurred in patients with severe asthma (e.g., patients with a history of corticosteroid dependence, low pulmonary function, intubation, mechanical ventilation, frequent hospitalizations, previous life-threatening acute asthma exacerbations) and in some patients with acutely deteriorating asthma (e.g., patients with significantly increasing symptoms; increasing need for inhaled, short-acting beta₂-agonists; decreasing response to usual medications; increasing need for systemic corticosteroids; recent emergency room visits; deteriorating lung function). However, these events have occurred in a few patients with less severe asthma as well. It was not possible from these reports to determine whether salmeterol contributed to these events.

Increasing use of inhaled, short-acting beta₂-agonists is a marker of deteriorating asthma. In this situation, the patient requires immediate reevaluation with reassessment of the treatment regimen, giving special consideration to the possible need for replacing the current strength of fluticasone propionate and salmeterol inhalation powder with a higher strength, adding additional ICS, or initiating systemic corticosteroids. Patients should not use more than 1 inhalation twice daily of fluticasone propionate and salmeterol inhalation powder.

Fluticasone propionate and salmeterol inhalation powder should not be used for the relief of acute symptoms, i.e., as rescue therapy for the treatment of acute episodes of bronchospasm. Fluticasone propionate and salmeterol inhalation powder has not been studied in the relief of acute symptoms and extra doses should not be used for that purpose. Acute symptoms should be treated with an inhaled, short-acting beta₂-agonist.

When beginning treatment with fluticasone propionate and salmeterol inhalation powder, patients who have been taking oral or inhaled, short-acting beta₂-agonists on a regular basis (e.g., 4 times a day) should be instructed to discontinue the regular use of these drugs.

5.3 Excessive Use of Fluticasone Propionate and Salmeterol Inhalation Powder and Use with Other Long-acting Beta β_2 -agonists

Fluticasone propionate and salmeterol inhalation powder should not be used more often than recommended, at higher doses than recommended, or in conjunction with other medicines containing LABA, as an overdose may result. Clinically significant cardiovascular effects and fatalities have been reported in association with excessive use of inhaled sympathomimetic drugs. Patients using fluticasone propionate and salmeterol inhalation powder should not use another medicine containing a LABA (e.g., salmeterol, formoterol fumarate, arformoterol tartrate, indacaterol) for any reason.

5.4 Local Effects of Inhaled Corticosteroids

In clinical trials, the development of localized infections of the mouth and pharynx with *Candida albicans* has occurred in subjects treated with fluticasone propionate and salmeterol inhalation powder. When such an infection develops, it should be treated with appropriate local or systemic (i.e., oral) antifungal therapy while treatment with fluticasone propionate and salmeterol inhalation powder continues, but at times therapy with fluticasone propionate and salmeterol inhalation powder may need to be interrupted. Advise the patient to rinse his/her mouth with water without swallowing following inhalation to help reduce the risk of oropharyngeal candidiasis.

5.5 Pneumonia

Physicians should remain vigilant for the possible development of pneumonia in patients with COPD as the clinical features of pneumonia and exacerbations frequently overlap.

Lower respiratory tract infections, including pneumonia, have been reported in patients with COPD following the inhaled administration of corticosteroids, including fluticasone propionate and fluticasone propionate and salmeterol inhalation powder. In 2 replicate 1-year trials in 1,579 subjects with COPD, there was a higher incidence of pneumonia reported in subjects receiving fluticasone propionate and salmeterol inhalation powder 250 mcg/50 mcg (7%) than in those receiving salmeterol 50 mcg (3%). The incidence of pneumonia in the subjects treated with fluticasone propionate and salmeterol inhalation powder was higher in subjects older than 65 years (9%) compared with the incidence in subjects younger than 65 years (4%) [see *Adverse Reactions* (6.2), *Use in Specific Populations* (8.5)] .

In a 3-year trial in 6,184 subjects with COPD, there was a higher incidence of pneumonia reported in subjects receiving fluticasone propionate and salmeterol inhalation powder 500 mcg/50 mcg compared with placebo (16% with fluticasone propionate and salmeterol inhalation powder 500 mcg/50 mcg, 14% with fluticasone propionate 500 mcg, 11% with salmeterol 50 mcg, and 9% with placebo). Similar to what was seen in the 1-year trials with fluticasone propionate and salmeterol inhalation powder 250 mcg/50 mcg, the incidence of pneumonia was higher in subjects older than 65 years (18% with fluticasone propionate and salmeterol inhalation powder 500 mcg/50 mcg versus 10% with placebo) compared with subjects younger than 65 years (14% with fluticasone propionate and salmeterol inhalation powder 500 mcg/50 mcg versus 8% with placebo) [see *Adverse Reactions* (6.2), *Use in Specific Populations* (8.5)] .

5.6 Immunosuppression

Persons who are using drugs that suppress the immune system are more susceptible to infections than healthy individuals. Chickenpox and measles, for example, can have a more serious or even fatal course in susceptible children or adults using corticosteroids. In such children or adults who have not had these diseases or been properly immunized, particular care should be taken to avoid exposure. How the dose, route, and

duration of corticosteroid administration affect the risk of developing a disseminated infection is not known. The contribution of the underlying disease and/or prior corticosteroid treatment to the risk is also not known. If a patient is exposed to chickenpox, prophylaxis with varicella zoster immune globulin (VZIG) may be indicated. If a patient is exposed to measles, prophylaxis with pooled intramuscular immunoglobulin (IG) may be indicated. (See the respective package inserts for complete VZIG and IG prescribing information.) If chickenpox develops, treatment with antiviral agents may be considered.

ICS should be used with caution, if at all, in patients with active or quiescent tuberculosis infections of the respiratory tract; systemic fungal, bacterial, viral, or parasitic infections; or ocular herpes simplex.

5.7 Transferring Patients from Systemic Corticosteroid Therapy

Particular care is needed for patients who have been transferred from systemically active corticosteroids to ICS because deaths due to adrenal insufficiency have occurred in patients with asthma during and after transfer from systemic corticosteroids to less systemically available ICS. After withdrawal from systemic corticosteroids, a number of months are required for recovery of hypothalamic-pituitary-adrenal (HPA) function.

Patients who have been previously maintained on 20 mg or more of prednisone (or its equivalent) may be most susceptible, particularly when their systemic corticosteroids have been almost completely withdrawn. During this period of HPA suppression, patients may exhibit signs and symptoms of adrenal insufficiency when exposed to trauma, surgery, or infection (particularly gastroenteritis) or other conditions associated with severe electrolyte loss. Although fluticasone propionate and salmeterol inhalation powder may control asthma symptoms during these episodes, in recommended doses it supplies less than normal physiological amounts of glucocorticoid systemically and does NOT provide the mineralocorticoid activity that is necessary for coping with these emergencies.

During periods of stress or a severe asthma attack, patients who have been withdrawn from systemic corticosteroids should be instructed to resume oral corticosteroids (in large doses) immediately and to contact their physicians for further instruction. These patients should also be instructed to carry a warning card indicating that they may need supplementary systemic corticosteroids during periods of stress or a severe asthma attack.

Patients requiring oral corticosteroids should be weaned slowly from systemic corticosteroid use after transferring to fluticasone propionate and salmeterol inhalation powder. Prednisone reduction can be accomplished by reducing the daily prednisone dose by 2.5 mg on a weekly basis during therapy with fluticasone propionate and salmeterol inhalation powder. Lung function (mean forced expiratory volume in 1 second [FEV₁] or morning peak expiratory flow [AM PEF]), beta-agonist use, and asthma symptoms should be carefully monitored during withdrawal of oral corticosteroids. In addition, patients should be observed for signs and symptoms of adrenal insufficiency, such as fatigue, lassitude, weakness, nausea and vomiting, and hypotension.

Transfer of patients from systemic corticosteroid therapy to fluticasone propionate and salmeterol inhalation powder may unmask allergic conditions previously suppressed by the systemic corticosteroid therapy (e.g., rhinitis, conjunctivitis, eczema, arthritis, eosinophilic conditions).

During withdrawal from oral corticosteroids, some patients may experience symptoms of systemically active corticosteroid withdrawal (e.g., joint and/or muscular pain, lassitude, depression) despite maintenance or even improvement of respiratory function.

5.8 Hypercorticism and Adrenal Suppression

Fluticasone propionate, a component of fluticasone propionate and salmeterol inhalation powder, will often help control asthma symptoms with less suppression of HPA function than therapeutically equivalent oral doses of prednisone. Since fluticasone propionate is absorbed into the circulation and can be systemically active at higher doses, the beneficial effects of fluticasone propionate and salmeterol inhalation powder in minimizing HPA dysfunction may be expected only when recommended dosages are not exceeded and individual patients are titrated to the lowest effective dose. A relationship between plasma levels of fluticasone propionate and inhibitory effects on stimulated cortisol production has been shown after 4 weeks of treatment with fluticasone propionate inhalation aerosol. Since individual sensitivity to effects on cortisol production exists, physicians should consider this information when prescribing fluticasone propionate and salmeterol inhalation powder.

Because of the possibility of significant systemic absorption of ICS in sensitive patients, patients treated with fluticasone propionate and salmeterol inhalation powder should be observed carefully for any evidence of systemic corticosteroid effects. Particular care should be taken in observing patients postoperatively or during periods of stress for evidence of inadequate adrenal response.

It is possible that systemic corticosteroid effects such as hypercorticism and adrenal suppression (including adrenal crisis) may appear in a small number of patients who are sensitive to these effects. If such effects occur, fluticasone propionate and salmeterol inhalation powder should be reduced slowly, consistent with accepted procedures for reducing systemic corticosteroids, and other treatments for management of asthma symptoms should be considered.

5.9 Drug Interactions with Strong Cytochrome P450 3A4 Inhibitors

The use of strong cytochrome P450 3A4 (CYP3A4) inhibitors (e.g., ritonavir, atazanavir, clarithromycin, indinavir, itraconazole, nefazodone, nelfinavir, saquinavir, ketoconazole, telithromycin) with fluticasone propionate and salmeterol inhalation powder is not recommended because increased systemic corticosteroid and increased cardiovascular adverse effects may occur [see *Drug Interactions* (7.1), *Clinical Pharmacology* (12.3)].

5.10 Paradoxical Bronchospasm and Upper Airway Symptoms

As with other inhaled medicines, fluticasone propionate and salmeterol inhalation powder can produce paradoxical bronchospasm, which may be life threatening. If paradoxical bronchospasm occurs following dosing with fluticasone propionate and salmeterol inhalation powder, it should be treated immediately with an inhaled, short-acting bronchodilator; fluticasone propionate and salmeterol inhalation powder should be discontinued immediately; and alternative therapy should be instituted. Upper airway symptoms of laryngeal spasm, irritation, or swelling, such as stridor and choking, have been reported in patients receiving fluticasone propionate and salmeterol inhalation powder.

5.11 Immediate Hypersensitivity Reactions

Immediate hypersensitivity reactions (e.g., urticaria, angioedema, rash, bronchospasm, hypotension), including anaphylaxis, may occur after administration of fluticasone propionate and salmeterol inhalation powder. There have been reports of anaphylactic reactions in patients with severe milk protein allergy after inhalation of powder products containing lactose; therefore, patients with severe milk protein allergy should not use fluticasone propionate and salmeterol inhalation powder [see *Contraindications* (4)].

5.12 Cardiovascular and Central Nervous System Effects

Excessive beta-adrenergic stimulation has been associated with seizures, angina, hypertension or hypotension, tachycardia with rates up to 200 beats/min, arrhythmias, nervousness, headache, tremor, palpitation, nausea, dizziness, fatigue, malaise, and insomnia [see *Overdosage (10.2)*].

Therefore, fluticasone propionate and salmeterol inhalation powder, like all products containing sympathomimetic amines, should be used with caution in patients with cardiovascular disorders, especially coronary insufficiency, cardiac arrhythmias, and hypertension.

Salmeterol, a component of fluticasone propionate and salmeterol inhalation powder, can produce a clinically significant cardiovascular effect in some patients as measured by pulse rate, blood pressure, and/or symptoms. Although such effects are uncommon after administration of salmeterol at recommended doses, if they occur, the drug may need to be discontinued. In addition, beta-agonists have been reported to produce electrocardiogram (ECG) changes, such as flattening of the T wave, prolongation of the QTc interval, and ST segment depression. The clinical significance of these findings is unknown. Large doses of inhaled or oral salmeterol (12 to 20 times the recommended dose) have been associated with clinically significant prolongation of the QTc interval, which has the potential for producing ventricular arrhythmias. Fatalities have been reported in association with excessive use of inhaled sympathomimetic drugs.

5.13 Reduction in Bone Mineral Density

Decreases in bone mineral density (BMD) have been observed with long-term administration of products containing ICS. The clinical significance of small changes in BMD with regard to long-term consequences such as fracture is unknown. Patients with major risk factors for decreased bone mineral content, such as prolonged immobilization, family history of osteoporosis, postmenopausal status, tobacco use, advanced age, poor nutrition, or chronic use of drugs that can reduce bone mass (e.g., anticonvulsants, oral corticosteroids), should be monitored and treated with established standards of care. Since patients with COPD often have multiple risk factors for reduced BMD, assessment of BMD is recommended prior to initiating fluticasone propionate and salmeterol inhalation powder and periodically thereafter. If significant reductions in BMD are seen and fluticasone propionate and salmeterol inhalation powder is still considered medically important for that patient's COPD therapy, use of medicine to treat or prevent osteoporosis should be strongly considered.

2-Year Fluticasone Propionate Trial

A 2-year trial in 160 subjects (females aged 18 to 40 years, males 18 to 50) with asthma receiving chlorofluorocarbon (CFC)-propelled fluticasone propionate inhalation aerosol 88 or 440 mcg twice daily demonstrated no statistically significant changes in BMD at any time point (24, 52, 76, and 104 weeks of double-blind treatment) as assessed by dual-energy x-ray absorptiometry at lumbar regions L1 through L4.

3-Year Bone Mineral Density Trial

Effects of treatment with fluticasone propionate and salmeterol inhalation powder 250 mcg/50 mcg or salmeterol 50 mcg on BMD at the L₁-L₄ lumbar spine and total hip were evaluated in 186 subjects with COPD (aged 43 to 87 years) in a 3-year double-blind trial. Of those enrolled, 108 subjects (72 males and 36 females) were followed for the entire 3 years. BMD evaluations were conducted at baseline and at 6-month intervals. Conclusions cannot be drawn from this trial regarding BMD decline in subjects treated with fluticasone propionate and salmeterol inhalation powder versus salmeterol due to

the inconsistency of treatment differences across gender and between lumbar spine and total hip.

In this trial there were 7 non-traumatic fractures reported in 5 subjects treated with fluticasone propionate and salmeterol inhalation powder and 1 non-traumatic fracture in 1 subject treated with salmeterol. None of the non-traumatic fractures occurred in the vertebrae, hip, or long bones.

3-Year Survival Trial

Effects of treatment with fluticasone propionate and salmeterol inhalation powder 500 mcg/50 mcg, fluticasone propionate 500 mcg, salmeterol 50 mcg, or placebo on BMD was evaluated in a subset of 658 subjects (females and males aged 40 to 80 years) with COPD in the 3-year survival trial. BMD evaluations were conducted at baseline and at 48, 108, and 158 weeks. Conclusions cannot be drawn from this trial because of the large number of dropouts (greater than 50%) before the end of the follow-up and the maldistribution of covariates among the treatment groups that can affect BMD.

Fracture risk was estimated for the entire population of subjects with COPD in the survival trial (N = 6,184). The probability of a fracture over 3 years was 6.3% for fluticasone propionate and salmeterol inhalation powder, 5.4% for fluticasone propionate, 5.1% for salmeterol, and 5.1% for placebo.

5.14 Effect on Growth

Orally inhaled corticosteroids may cause a reduction in growth velocity when administered to pediatric patients. Monitor the growth of pediatric patients receiving fluticasone propionate and salmeterol inhalation powder routinely (e.g., via stadiometry). To minimize the systemic effects of orally inhaled corticosteroids, including fluticasone propionate and salmeterol inhalation powder, titrate each patient's dosage to the lowest dosage that effectively controls his/her symptoms [see *Dosage and Administration* (2.1), *Use in Specific Populations* (8.4)].

5.15 Glaucoma and Cataracts

Glaucoma, increased intraocular pressure, and cataracts have been reported in patients with asthma and COPD following the long-term administration of ICS, including fluticasone propionate, a component of fluticasone propionate and salmeterol inhalation powder. Consider referral to an ophthalmologist in patients who develop ocular symptoms or use fluticasone propionate and salmeterol inhalation powder long term.

Effects of treatment with fluticasone propionate and salmeterol inhalation powder 500 mcg/50 mcg, fluticasone propionate 500 mcg, salmeterol 50 mcg, or placebo on development of cataracts or glaucoma was evaluated in a subset of 658 subjects with COPD in the 3-year survival trial. Ophthalmic examinations were conducted at baseline and at 48, 108, and 158 weeks. Conclusions about cataracts cannot be drawn from this trial because the high incidence of cataracts at baseline (61% to 71%) resulted in an inadequate number of subjects treated with fluticasone propionate and salmeterol inhalation powder 500 mcg/50 mcg who were eligible and available for evaluation of cataracts at the end of the trial (n = 53). The incidence of newly diagnosed glaucoma was 2% with fluticasone propionate and salmeterol inhalation powder 500 mcg/50 mcg, 5% with fluticasone propionate, 0% with salmeterol, and 2% with placebo.

5.16 Eosinophilic Conditions and Churg-Strauss Syndrome

In rare cases, patients on inhaled fluticasone propionate, a component of fluticasone propionate and salmeterol inhalation powder, may present with systemic eosinophilic conditions. Some of these patients have clinical features of vasculitis consistent with

Churg-Strauss syndrome, a condition that is often treated with systemic corticosteroid therapy. These events usually, but not always, have been associated with the reduction and/or withdrawal of oral corticosteroid therapy following the introduction of fluticasone propionate. Cases of serious eosinophilic conditions have also been reported with other ICS in this clinical setting. Physicians should be alert to eosinophilia, vasculitic rash, worsening pulmonary symptoms, cardiac complications, and/or neuropathy presenting in their patients. A causal relationship between fluticasone propionate and these underlying conditions has not been established.

5.17 Coexisting Conditions

Fluticasone propionate and salmeterol inhalation powder, like all medicines containing sympathomimetic amines, should be used with caution in patients with convulsive disorders or thyrotoxicosis and in those who are unusually responsive to sympathomimetic amines. Doses of the related beta₂-adrenoceptor agonist albuterol, when administered intravenously, have been reported to aggravate preexisting diabetes mellitus and ketoacidosis.

5.18 Hypokalemia and Hyperglycemia

Beta-adrenergic agonist medicines may produce significant hypokalemia in some patients, possibly through intracellular shunting, which has the potential to produce adverse cardiovascular effects [see *Clinical Pharmacology* (12.2)] . The decrease in serum potassium is usually transient, not requiring supplementation. Clinically significant changes in blood glucose and/or serum potassium were seen infrequently during clinical trials with fluticasone propionate and salmeterol inhalation powder at recommended doses.

6 ADVERSE REACTIONS

Use of LABA may result in the following:

- Serious asthma-related events – hospitalizations, intubations, death [see *Warnings and Precautions* (5.1)]
- Cardiovascular and central nervous system effects [see *Warnings and Precautions* (5.12)]

Systemic and local corticosteroid use may result in the following:

- *Candida albicans* infection [see *Warnings and Precautions* (5.4)]
- Pneumonia in patients with COPD [see *Warnings and Precautions* (5.5)]
- Immunosuppression [see *Warnings and Precautions* (5.6)]
- Hypercorticism and adrenal suppression [see *Warnings and Precautions* (5.8)]
- Reduction in bone mineral density [see *Warnings and Precautions* (5.13)]
- Growth effects [see *Warnings and Precautions* (5.14)]
- Glaucoma and cataracts [see *Warnings and Precautions* (5.15)]

Because clinical trials are conducted under widely varying conditions, adverse reaction rates observed in the clinical trials of a drug cannot be directly compared with rates in the clinical trials of another drug and may not reflect the rates observed in practice.

6.1 Clinical Trials Experience in Asthma

Adult and Adolescent Subjects Aged 12 Years and Older

The incidence of adverse reactions associated with fluticasone propionate and salmeterol inhalation powder in Table 2 is based upon two 12-week, placebo-controlled, U.S. clinical trials (Trials 1 and 2). A total of 705 adult and adolescent subjects (349

females and 356 males) previously treated with salmeterol or ICS were treated twice daily with fluticasone propionate and salmeterol inhalation powder (100 mcg/50 mcg or 250 mcg/50 mcg doses), fluticasone propionate inhalation powder (100- or 250-mcg doses), salmeterol inhalation powder 50 mcg, or placebo. The average duration of exposure was 60 to 79 days in the active treatment groups compared with 42 days in the placebo group.

Table 2: Adverse Reactions with Fluticasone Propionate and Salmeterol Inhalation Powder with $\geq 3\%$ Incidence and More Common than Placebo in Adult and Adolescent Subjects with Asthma

Adverse Event	Fluticasone Propionate and Salmeterol Inhalation Powder 100 mcg/50 mcg (n = 92) %	Fluticasone Propionate and Salmeterol Inhalation Powder 250 mcg/50 mcg (n = 84) %	Fluticasone Propionate 100 mcg (n = 90) %	Fluticasone Propionate 250 mcg (n = 84) %	Salmeterol 50 mcg (n = 180) %	Placebo (n = 175) %
Ear, Nose, and Throat						
1. Upper Respiratory Tract Infection	27	21	29	25	19	14
1. Pharyngitis	13	10	7	12	8	6
1. Upper Respiratory Inflammation	7	6	7	8	8	5
1. Sinusitis	4	5	6	1	3	4
1. Hoarseness/Dysphonia	5	2	2	4	<1	<1
1. Oral Candidiasis	1	4	2	2	0	0
Lower Respiratory						
1. Viral respiratory infections	4	4	4	10	6	3
1. Bronchitis	2	8	1	2	2	2
1. Cough	3	6	0	0	3	2
Neurology						
1. Headaches	12	13	14	8	10	7
Gastrointestinal						
1. Nausea and Vomiting	4	6	3	4	1	1
1. Gastrointestinal Discomfort and Pain	4	1	0	2	1	1
1. Diarrhea	4	2	2	2	1	1

1. Viral Gastrointestinal Infections	3	0	3	1	2	2
Non-site Specific 1. Candidiasis Unspecified Site	3	0	1	4	0	1
Musculoskeletal 1. Musculoskeletal Pain	4	2	1	5	3	3

The types of adverse reactions and events reported in Trial 3, a 28-week, non-U.S. clinical trial in 503 subjects previously treated with ICS who were treated twice daily with fluticasone propionate and salmeterol inhalation powder 500 mcg/50 mcg, fluticasone propionate inhalation powder 500 mcg and salmeterol inhalation powder 50 mcg used concurrently, or fluticasone propionate inhalation powder 500 mcg, were similar to those reported in Table 2.

Additional Adverse Reactions

Other adverse reactions not previously listed, whether considered drug-related or not by the investigators, that were reported more frequently by subjects with asthma treated with fluticasone propionate and salmeterol inhalation powder compared with subjects treated with placebo include the following: lymphatic signs and symptoms; muscle injuries; fractures; wounds and lacerations; contusions and hematomas; ear signs and symptoms; nasal signs and symptoms; nasal sinus disorders; keratitis and conjunctivitis; dental discomfort and pain; gastrointestinal signs and symptoms; oral ulcerations; oral discomfort and pain; lower respiratory signs and symptoms; pneumonia; muscle stiffness, tightness, and rigidity; bone and cartilage disorders; sleep disorders; compressed nerve syndromes; viral infections; pain; chest symptoms; fluid retention; bacterial infections; unusual taste; viral skin infections; skin flakiness and acquired ichthyosis; disorders of sweat and sebum.

Pediatric Subjects Aged 4 to 11 Years

The safety data for pediatric subjects aged 4 to 11 years is based upon 1 U.S. trial of 12 weeks' treatment duration. A total of 203 subjects (74 females and 129 males) who were receiving ICS at trial entry were randomized to either fluticasone propionate and salmeterol inhalation powder 100 mcg/50 mcg or fluticasone propionate inhalation powder 100 mcg twice daily. Common adverse reactions ($\geq 3\%$ and greater than placebo) seen in the pediatric subjects but not reported in the adult and adolescent clinical trials include: throat irritation and ear, nose, and throat infections.

Laboratory Test Abnormalities

Elevation of hepatic enzymes was reported in $\geq 1\%$ of subjects in clinical trials. The elevations were transient and did not lead to discontinuation from the trials. In addition, there were no clinically relevant changes noted in glucose or potassium.

6.2 Clinical Trials Experience in Chronic Obstructive Pulmonary Disease

Short-term (6 Months to 1 Year) Trials

The short-term safety data are based on exposure to fluticasone propionate and salmeterol inhalation powder 250 mcg/50 mcg twice daily in one 6-month and two 1-year clinical trials. In the 6-month trial, a total of 723 adult subjects (266 females and 457 males) were treated twice daily with fluticasone propionate and salmeterol inhalation powder 250 mcg/50 mcg, fluticasone propionate inhalation powder 250 mcg, salmeterol

inhalation powder, or placebo. The mean age of the subjects was 64, and the majority (93%) was Caucasian. In this trial, 70% of the subjects treated with fluticasone propionate and salmeterol inhalation powder reported an adverse reaction compared with 64% on placebo. The average duration of exposure to fluticasone propionate and salmeterol inhalation powder 250 mcg/50 mcg was 141.3 days compared with 131.6 days for placebo. The incidence of adverse reactions in the 6-month trial is shown in Table 3.

Table 3: Overall Adverse Reactions with Fluticasone Propionate and Salmeterol Inhalation Powder 250 mcg/50 mcg with $\geq 3\%$ Incidence in Subjects with Chronic Obstructive Pulmonary Disease Associated with Chronic Bronchitis

Adverse Event	Fluticasone Propionate and Salmeterol Inhalation Powder 250 mcg/50 mcg (n = 178) %	Fluticasone Propionate 250 mcg (n = 183) %	Salmeterol 50 mcg (n = 177) %	Placebo (n = 185) %
Ear, Nose, and Throat				
1. Candidiasis - Mouth/Throat	10	6	3	1
	8	5	4	7
2. Throat Irritation	5	3	<1	0
3. Hoarseness/Dysphonia	3	8	5	3
4. Sinusitis				
Lower Respiratory	6	4	3	3
1. Viral Respiratory Infections				
Neurology	16	11	10	12
1. Headaches	4	<1	3	2
2. Dizziness				
Non-site Specific	4	3	0	3
1. Fever	3	2	2	3
2. Malaise and Fatigue				
Musculoskeletal	9	8	12	9
1. Musculoskeletal Pain	3	3	1	1
2. Muscle Cramps and Spasms				

In the two 1-year trials, fluticasone propionate and salmeterol inhalation powder 250 mcg/50 mcg was compared with salmeterol in 1,579 subjects (863 males and 716 females). The mean age of the subjects was 65 years, and the majority (94%) was Caucasian. To be enrolled, all of the subjects had to have had a COPD exacerbation in

the previous 12 months. In this trial, 88% of the subjects treated with fluticasone propionate and salmeterol inhalation powder and 86% of the subjects treated with salmeterol reported an adverse event. The most common events that occurred with a frequency of >5% and more frequently in the subjects treated with fluticasone propionate and salmeterol inhalation powder were nasopharyngitis, upper respiratory tract infection, nasal congestion, back pain, sinusitis, dizziness, nausea, pneumonia, candidiasis, and dysphonia. Overall, 55 (7%) of the subjects treated with fluticasone propionate and salmeterol inhalation powder and 25 (3%) of the subjects treated with salmeterol developed pneumonia.

The incidence of pneumonia was higher in subjects older than 65 years, 9% in the subjects treated with fluticasone propionate and salmeterol inhalation powder compared with 4% in the subjects treated with fluticasone propionate and salmeterol inhalation powder younger than 65 years. In the subjects treated with salmeterol, the incidence of pneumonia was the same (3%) in both age groups [see *Warnings and Precautions* (5.5), *Use in Specific Populations* (8.5)] .

Long-term (3 Years) Trial

The safety of fluticasone propionate and salmeterol inhalation powder 500 mcg/50 mcg was evaluated in a randomized, double-blind, placebo-controlled, multicenter, international, 3-year trial in 6,184 adult subjects with COPD (4,684 males and 1,500 females). The mean age of the subjects was 65 years, and the majority (82%) was Caucasian. The distribution of adverse events was similar to that seen in the 1-year trials with fluticasone propionate and salmeterol inhalation powder 250 mcg/50 mcg. In addition, pneumonia was reported in a significantly increased number of subjects treated with fluticasone propionate and salmeterol inhalation powder 500 mcg/50 mcg and fluticasone propionate 500 mcg (16% and 14%, respectively) compared with subjects treated with salmeterol 50 mcg or placebo (11% and 9%, respectively). When adjusted for time on treatment, the rates of pneumonia were 84 and 88 events per 1,000 treatment-years in the groups treated with fluticasone propionate 500 mcg and with fluticasone propionate and salmeterol inhalation powder 500 mcg/50 mcg, respectively, compared with 52 events per 1,000 treatment-years in the salmeterol and placebo groups. Similar to what was seen in the 1-year trials with fluticasone propionate and salmeterol inhalation powder 250 mcg/50 mcg, the incidence of pneumonia was higher in subjects older than 65 years (18% with fluticasone propionate and salmeterol inhalation powder 500 mcg/50 mcg versus 10% with placebo) compared with subjects younger than 65 years (14% with fluticasone propionate and salmeterol inhalation powder 500 mcg/50 mcg versus 8% with placebo) [see *Warnings and Precautions* (5.5), *Use in Specific Populations* (8.5)] .

Additional Adverse Reactions

Other adverse reactions not previously listed, whether considered drug-related or not by the investigators, that were reported more frequently by subjects with COPD treated with fluticasone propionate and salmeterol inhalation powder compared with subjects treated with placebo include the following: syncope; ear, nose, and throat infections; ear signs and symptoms; laryngitis; nasal congestion/blockage; nasal sinus disorders; pharyngitis/throat infection; hypothyroidism; dry eyes; eye infections; gastrointestinal signs and symptoms; oral lesions; abnormal liver function tests; bacterial infections; edema and swelling; viral infections.

Laboratory Abnormalities

There were no clinically relevant changes in these trials. Specifically, no increased reporting of neutrophilia or changes in glucose or potassium was noted.

6.3 Postmarketing Experience

- .

In addition to adverse reactions reported from clinical trials, the following adverse reactions have been identified during postapproval use of any formulation of fluticasone propionate and salmeterol, fluticasone propionate, and/or salmeterol regardless of indication. Because these reactions are reported voluntarily from a population of uncertain size, it is not always possible to reliably estimate their frequency or establish a causal relationship to drug exposure. These events have been chosen for inclusion due to either their seriousness, frequency of reporting, or causal connection to fluticasone propionate and salmeterol inhalation powder, fluticasone propionate, and/or salmeterol or a combination of these factors.

Cardiac Disorders

Arrhythmias (including atrial fibrillation, extrasystoles, supraventricular tachycardia), ventricular tachycardia.

Endocrine Disorders

Cushing's syndrome, Cushingoid features, growth velocity reduction in children/adolescents, hypercorticism.

Eye Disorders

Glaucoma.

Gastrointestinal Disorders

Abdominal pain, dyspepsia, xerostomia.

Immune System Disorders

Immediate and delayed hypersensitivity reaction (including very rare anaphylactic reaction). Very rare anaphylactic reaction in patients with severe milk protein allergy.

Infections and Infestations

Esophageal candidiasis.

Metabolic and Nutrition Disorders

Hyperglycemia, weight gain.

Musculoskeletal, Connective Tissue, and Bone Disorders

Arthralgia, cramps, myositis, osteoporosis.

Nervous System Disorders

Paresthesia, restlessness.

Psychiatric Disorders

Agitation, aggression, depression. Behavioral changes, including hyperactivity and irritability, have been reported very rarely and primarily in children.

Reproductive System and Breast Disorders

Dysmenorrhea.

Respiratory, Thoracic, and Mediastinal Disorders

Chest congestion; chest tightness; dyspnea; facial and oropharyngeal edema, immediate bronchospasm; paradoxical bronchospasm; tracheitis; wheezing; reports of upper respiratory symptoms of laryngeal spasm, irritation, or swelling such as stridor or choking.

Skin and Subcutaneous Tissue Disorders

Ecchymoses, photodermatitis.

Vascular Disorders

Pallor.

7 DRUG INTERACTIONS

Fluticasone propionate and salmeterol inhalation powder has been used concomitantly with other drugs, including short-acting beta₂-agonists, methylxanthines, and intranasal corticosteroids, commonly used in patients with asthma or COPD without adverse drug reactions [see *Clinical Pharmacology* (12.2)] . No formal drug interaction trials have been performed with fluticasone propionate and salmeterol inhalation powder.

7.1 Inhibitors of Cytochrome P450 3A4

Fluticasone propionate and salmeterol, the individual components of fluticasone propionate and salmeterol inhalation powder, are substrates of CYP3A4. The use of strong CYP3A4 inhibitors (e.g., ritonavir, atazanavir, clarithromycin, indinavir, itraconazole, nefazodone, nelfinavir, saquinavir, ketoconazole, telithromycin) with fluticasone propionate and salmeterol inhalation powder is not recommended because increased systemic corticosteroid and increased cardiovascular adverse effects may occur.

Ritonavir

Fluticasone Propionate:A drug interaction trial with fluticasone propionate aqueous nasal spray in healthy subjects has shown that ritonavir (a strong CYP3A4 inhibitor) can significantly increase plasma fluticasone propionate exposure, resulting in significantly reduced serum cortisol concentrations [see *Clinical Pharmacology* (12.3)] . During postmarketing use, there have been reports of clinically significant drug interactions in patients receiving fluticasone propionate and ritonavir, resulting in systemic corticosteroid effects including Cushing's syndrome and adrenal suppression.

Ketoconazole

Fluticasone Propionate:Coadministration of orally inhaled fluticasone propionate (1,000 mcg) and ketoconazole (200 mg once daily) resulted in a 1.9-fold increase in plasma fluticasone propionate exposure and a 45% decrease in plasma cortisol area under the curve (AUC), but had no effect on urinary excretion of cortisol.

Salmeterol:In a drug interaction trial in 20 healthy subjects, coadministration of inhaled salmeterol (50 mcg twice daily) and oral ketoconazole (400 mg once daily) for 7 days resulted in greater systemic exposure to salmeterol (AUC increased 16-fold and C_{max} increased 1.4-fold). Three (3) subjects were withdrawn due to beta₂-agonist side effects (2 with prolonged QTc and 1 with palpitations and sinus tachycardia). Although there was no statistical effect on the mean QTc, coadministration of salmeterol and ketoconazole was associated with more frequent increases in QTc duration compared with salmeterol and placebo administration.

7.2 Monoamine Oxidase Inhibitors and Tricyclic Antidepressants

Fluticasone propionate and salmeterol inhalation powder should be administered with extreme caution to patients being treated with monoamine oxidase inhibitors or tricyclic antidepressants, or within 2 weeks of discontinuation of such agents, because the action of salmeterol, a component of fluticasone propionate and salmeterol inhalation powder, on the vascular system may be potentiated by these agents.

7.3 Beta-adrenergic Receptor Blocking Agents

Beta-blockers not only block the pulmonary effect of beta-agonists, such as salmeterol, a component of fluticasone propionate and salmeterol inhalation powder, but may also produce severe bronchospasm in patients with asthma or COPD. Therefore, patients with asthma or COPD should not normally be treated with beta-blockers. However, under certain circumstances, there may be no acceptable alternatives to the use of beta-adrenergic blocking agents for these patients; cardioselective beta-blockers could be considered, although they should be administered with caution.

7.4 Non-Potassium-Sparing Diuretics

The ECG changes and/or hypokalemia that may result from the administration of non-potassium-sparing diuretics (such as loop or thiazide diuretics) can be acutely worsened by beta-agonists, such as salmeterol, a component of fluticasone propionate and salmeterol inhalation powder, especially when the recommended dose of the beta-agonist is exceeded. Although the clinical significance of these effects is not known, caution is advised in the coadministration of fluticasone propionate and salmeterol inhalation powder with non-potassium-sparing diuretics.

8 USE IN SPECIFIC POPULATIONS

8.1 Pregnancy

Risk Summary

There are insufficient data on the use of fluticasone propionate and salmeterol inhalation powder or individual monoproducts, fluticasone propionate and salmeterol xinafoate, in pregnant women. There are clinical considerations with the use of fluticasone propionate and salmeterol inhalation powder in pregnant women (see *Clinical Considerations*). In animals, teratogenicity characteristic of corticosteroids, decreased fetal body weight and/or skeletal variations, in rats, mice, and rabbits were observed with subcutaneously administered maternal toxic doses of fluticasone propionate less than the maximum recommended human daily inhaled dose (MRHDID) on a mcg/m² basis (see *Data*). However, fluticasone propionate administered via inhalation to rats decreased fetal body weight, but did not induce teratogenicity at a maternal toxic dose less than the MRHDID on a mcg/m² basis (see *Data*). Experience with oral corticosteroids suggests that rodents are more prone to teratogenic effects from corticosteroids than humans. Oral administration of salmeterol to pregnant rabbits caused teratogenicity characteristic of beta-adrenoceptor stimulation at maternal doses approximately 50 times the MRHDID on an AUC basis. These adverse effects generally occurred at large multiples of the MRHDID when salmeterol was administered by the oral route to achieve high systemic exposures. No such effects occurred at an oral salmeterol dose approximately 20 times the MRHDID (see *Data*).

The estimated risk of major birth defects and miscarriage for the indicated population is unknown. In the U.S. general population, the estimated risk of major birth defects and miscarriage in clinically recognized pregnancies is 2% to 4% and 15% to 20%, respectively.

Clinical Considerations

Disease-Associated Maternal and/or Embryofetal Risk: In women with poorly or moderately controlled asthma, there is an increased risk of several perinatal outcomes such as pre-eclampsia in the mother and prematurity, low birth weight, and small for gestational age in the neonate. Pregnant women should be closely monitored and

medication adjusted as necessary to maintain optimal control of asthma.

Labor and Delivery: There are no human studies evaluating the effects of fluticasone propionate and salmeterol inhalation powder during labor and delivery. Because of the potential for beta-agonist interference with uterine contractility, use of fluticasone propionate and salmeterol inhalation powder during labor should be restricted to those patients in whom the benefits clearly outweigh the risks.

Data

Human Data: Fluticasone Propionate: Following inhaled administration, fluticasone propionate was detected in the neonatal cord blood after delivery.

Animal Data: Fluticasone Propionate and Salmeterol: In an embryofetal development study with pregnant rats that received the combination of subcutaneous administration of fluticasone propionate and oral administration of salmeterol at doses of 0/1,000; 30/0; 10/100; 30/1,000; and 100/10,000 mcg/kg/day (as fluticasone propionate/salmeterol) during the period of organogenesis, findings were generally consistent with the individual monoproducts and there was no exacerbation of expected fetal effects. Omphalocele, increased embryofetal deaths, decreased body weight, and skeletal variations were observed in rat fetuses in the presence of maternal toxicity when combining fluticasone propionate at a dose approximately equivalent to the MRHDID (on a mcg/m² basis at a maternal subcutaneous dose of 100 mcg/kg/day) and salmeterol at a dose approximately 970 times the MRHDID (on a mcg/m² basis at a maternal oral dose of 10,000 mcg/kg/day). The rat no observed adverse effect level (NOAEL) was observed when combining fluticasone propionate at a dose approximately 0.3 times the MRHDID (on a mcg/m² basis at a maternal subcutaneous dose of 30 mcg/kg/day) and salmeterol at a dose approximately 100 times the MRHDID (on a mcg/m² basis at a maternal oral dose of 1,000 mcg/kg/day).

In an embryofetal development study with pregnant mice that received the combination of subcutaneous administration of fluticasone propionate and oral administration of salmeterol at doses of 0/1,400; 40/0; 10/200; 40/1,400; or 150/10,000 mcg/kg/day (as fluticasone propionate/salmeterol) during the period of organogenesis, findings were generally consistent with the individual monoproducts and there was no exacerbation of expected fetal effects. Cleft palate, fetal death, increased implantation loss, and delayed ossification were observed in mouse fetuses when combining fluticasone propionate at a dose approximately 0.7 times the MRHDID (on a mcg/m² basis at a maternal subcutaneous dose of 150 mcg/kg/day) and salmeterol at a dose approximately 490 times the MRHDID (on a mcg/m² basis at a maternal oral dose of 10,000 mcg/kg/day). No developmental toxicity was observed at combination doses of fluticasone propionate up to approximately 0.2 times the MRHDID (on a mcg/m² basis at a maternal subcutaneous dose of 40 mcg/kg) and doses of salmeterol up to approximately 70 times the MRHDID (on a mcg/m² basis at a maternal oral dose of 1,400 mcg/kg).

Fluticasone Propionate: In embryofetal development studies with pregnant rats and mice dosed by the subcutaneous route throughout the period of organogenesis, fluticasone propionate was teratogenic in both species. Omphalocele, decreased body weight, and skeletal variations were observed in rat fetuses, in the presence of maternal toxicity, at a dose approximately equivalent to the MRHDID (on a mcg/m² basis with a maternal subcutaneous dose of 100 mcg/kg/day). The rat NOAEL was observed at approximately 0.3 times the MRHDID (on a mcg/m² basis with a maternal subcutaneous dose of 30 mcg/kg/day). Cleft palate and fetal skeletal variations were observed in mouse fetuses at a dose approximately 0.2 times the MRHDID (on a mcg/m² basis with a maternal subcutaneous dose of 45 mcg/kg/day). The mouse NOAEL was observed with a dose approximately 0.07 times the MRHDID (on a mcg/m² basis with a maternal subcutaneous dose of 15 mcg/kg/day).

In an embryofetal development study with pregnant rats dosed by the inhalation route throughout the period of organogenesis, fluticasone propionate produced decreased fetal body weights and skeletal variations, in the presence of maternal toxicity, at a dose approximately 0.25 times the MRHDID (on a mcg/m² basis with a maternal inhalation dose of 25.7 mcg/kg/day); however, there was no evidence of teratogenicity. The NOAEL was observed with a dose approximately 0.05 times the MRHDID (on a mcg/m² basis with a maternal inhalation dose of 5.5 mcg/kg/day).

In an embryofetal development study in pregnant rabbits that were dosed by the subcutaneous route throughout organogenesis, fluticasone propionate produced reductions of fetal body weights, in the presence of maternal toxicity, at doses approximately 0.012 times the MRHDID and higher (on a mcg/m² basis with a maternal subcutaneous dose of 0.57 mcg/kg/day). Teratogenicity was evident based upon a finding of cleft palate for 1 fetus at a dose approximately 0.08 times the MRHDID (on a mcg/m² basis with a maternal subcutaneous dose of 4 mcg/kg/day). The NOAEL was observed in rabbit fetuses with a dose approximately 0.002 times the MRHDID (on a mcg/m² basis with a maternal subcutaneous dose of 0.08 mcg/kg/day).

Fluticasone propionate crossed the placenta following subcutaneous administration to mice and rats and oral administration to rabbits.

In a pre- and post-natal development study in pregnant rats dosed by the subcutaneous route from late gestation through delivery and lactation (Gestation Day 17 to Postpartum Day 22), fluticasone propionate was not associated with decreases in pup body weight, and had no effects on developmental landmarks, learning, memory, reflexes, or fertility at doses up to 0.5 times the MRHDID (on a mcg/m² basis with maternal subcutaneous doses up to 50 mcg/kg/day).

Salmeterol: In 3 embryofetal development studies, pregnant rabbits received oral administration of salmeterol at doses ranging from 100 to 10,000 mcg/kg/day during the period of organogenesis. In pregnant Dutch rabbits administered salmeterol doses approximately 50 times the MRHDID (on an AUC basis at maternal oral doses of 1,000 mcg/kg/day and higher), fetal toxic effects were observed characteristically resulting from beta-adrenoceptor stimulation. These included precocious eyelid openings, cleft palate, sternebral fusion, limb and paw flexures, and delayed ossification of the frontal cranial bones. No such effects occurred at a salmeterol dose approximately 20 times the MRHDID (on an AUC basis at a maternal oral dose of 600 mcg/kg/day). New Zealand White rabbits were less sensitive since only delayed ossification of the frontal cranial bones was seen at a salmeterol dose approximately 2,000 times the MRHDID (on a mcg/m² basis at a maternal oral dose of 10,000 mcg/kg/day).

In 2 embryofetal development studies, pregnant rats received salmeterol by oral administration at doses ranging from 100 to 10,000 mcg/kg/day during the period of organogenesis. Salmeterol produced no maternal toxicity or embryofetal effects at doses up to 973 times the MRHDID (on a mcg/m² basis at maternal oral doses up to 10,000 mcg/kg/day).

In a peri- and post-natal development study in pregnant rats dosed by the oral route from late gestation through delivery and lactation, salmeterol at a dose 973 times the MRHDID (on a mcg/m² basis with a maternal oral dose of 10,000 mcg/kg/day) was fetotoxic and decreased the fertility of survivors.

Salmeterol xinafoate crossed the placenta following oral administration to mice and rats.

8.2 Lactation

Risk Summary

There are no available data on the presence of fluticasone propionate or salmeterol in human milk, the effects on the breastfed child, or the effects on milk production. Other corticosteroids have been detected in human milk. However, fluticasone propionate and salmeterol concentrations in plasma after inhaled therapeutic doses are low and therefore concentrations in human breast milk are likely to be correspondingly low [see *Clinical Pharmacology* (12.3)] . The developmental and health benefits of breastfeeding should be considered along with the mother's clinical need for fluticasone propionate and salmeterol inhalation powder and any potential adverse effects on the breastfed child from fluticasone propionate and salmeterol inhalation powder or from the underlying maternal condition.

Data

Animal Data: Subcutaneous administration of tritiated fluticasone propionate at a dose of 10 mcg/kg/day to lactating rats resulted in measurable levels in milk. Oral administration of salmeterol at a dose of 10,000 mcg/kg/day to lactating rats resulted in measurable levels in milk.

8.4 Pediatric Use

Use of fluticasone propionate and salmeterol inhalation powder 100 mcg/50 mcg in patients aged 4 to 11 years is supported by extrapolation of efficacy data from older subjects and by safety and efficacy data from a trial of fluticasone propionate and salmeterol inhalation powder 100 mcg/50 mcg in children with asthma aged 4 to 11 years [see *Adverse Reactions* (6.1), *Clinical Pharmacology* (12.3), *Clinical Studies* (14.1)] . The safety and effectiveness of fluticasone propionate and salmeterol inhalation powder in children with asthma younger than 4 years have not been established.

ICS, including fluticasone propionate, a component of fluticasone propionate and salmeterol inhalation powder, may cause a reduction in growth velocity in children and adolescents [see *Warnings and Precautions* (5.14)] . The growth of pediatric patients receiving orally inhaled corticosteroids, including fluticasone propionate and salmeterol inhalation powder, should be monitored.

A 52-week placebo-controlled trial to assess the potential growth effects of fluticasone propionate inhalation powder (FLOVENT ROTADISK) at 50 and 100 mcg twice daily was conducted in the U.S. in 325 prepubescent children (244 males and 81 females) aged 4 to 11 years. The mean growth velocities at 52 weeks observed in the intent-to-treat population were 6.32 cm/year in the placebo group (n = 76), 6.07 cm/year in the 50-mcg group (n = 98), and 5.66 cm/year in the 100-mcg group (n = 89). An imbalance in the proportion of children entering puberty between groups and a higher dropout rate in the placebo group due to poorly controlled asthma may be confounding factors in interpreting these data. A separate subset analysis of children who remained prepubertal during the trial revealed growth rates at 52 weeks of 6.10 cm/year in the placebo group (n = 57), 5.91 cm/year in the 50-mcg group (n = 74), and 5.67 cm/year in the 100-mcg group (n = 79). In children aged 8.5 years, the mean age of children in this trial, the range for expected growth velocity is: boys - 3rd percentile = 3.8 cm/year, 50th percentile = 5.4 cm/year, and 97th percentile = 7.0 cm/year; girls - 3rd percentile = 4.2 cm/year, 50th percentile = 5.7 cm/year, and 97th percentile = 7.3 cm/year. The clinical relevance of these growth data is not certain.

If a child or adolescent on any corticosteroid appears to have growth suppression, the possibility that he/she is particularly sensitive to this effect of corticosteroids should be considered. The potential growth effects of prolonged treatment should be weighed against the clinical benefits obtained. To minimize the systemic effects of orally inhaled corticosteroids, including fluticasone propionate and salmeterol inhalation powder, each patient should be titrated to the lowest strength that effectively controls his/her asthma

[see Dosage and Administration (2.1)] .

8.5 Geriatric Use

Clinical trials of fluticasone propionate and salmeterol inhalation powder for asthma did not include sufficient numbers of subjects aged 65 years and older to determine whether older subjects with asthma respond differently than younger subjects.

Of the total number of subjects in clinical trials receiving fluticasone propionate and salmeterol inhalation powder for COPD, 1,621 were aged 65 years and older and 379 were aged 75 years and older. Subjects with COPD aged 65 years and older had a higher incidence of serious adverse events compared with subjects younger than 65 years. Although the distribution of adverse events was similar in the 2 age groups, subjects older than 65 years experienced more severe events. In two 1-year trials, the excess risk of pneumonia that was seen in subjects treated with fluticasone propionate and salmeterol inhalation powder compared with those treated with salmeterol was greater in subjects older than 65 years than in subjects younger than 65 years [see Adverse Reactions (6.2)] . As with other products containing beta ₂-agonists, special caution should be observed when using fluticasone propionate and salmeterol inhalation powder in geriatric patients who have concomitant cardiovascular disease that could be adversely affected by beta ₂-agonists. Based on available data for fluticasone propionate and salmeterol inhalation powder or its active components, no adjustment of dosage of fluticasone propionate and salmeterol inhalation powder in geriatric patients is warranted.

No relationship between fluticasone propionate systemic exposure and age was observed in 57 subjects with COPD (aged 40 to 82 years) given 250 or 500 mcg twice daily.

8.6 Hepatic Impairment

Formal pharmacokinetic studies using fluticasone propionate and salmeterol inhalation powder have not been conducted in patients with hepatic impairment. However, since both fluticasone propionate and salmeterol are predominantly cleared by hepatic metabolism, impairment of liver function may lead to accumulation of fluticasone propionate and salmeterol in plasma. Therefore, patients with hepatic disease should be closely monitored.

8.7 Renal Impairment

Formal pharmacokinetic studies using fluticasone propionate and salmeterol inhalation powder have not been conducted in patients with renal impairment.

10 OVERDOSAGE

No human overdosage data has been reported for fluticasone propionate and salmeterol inhalation powder.

Fluticasone propionate and salmeterol inhalation powder contains both fluticasone propionate and salmeterol; therefore, the risks associated with overdosage for the individual components described below apply to fluticasone propionate and salmeterol inhalation powder. Treatment of overdosage consists of discontinuation of fluticasone propionate and salmeterol inhalation powder together with institution of appropriate symptomatic and/or supportive therapy. The judicious use of a cardioselective beta-receptor blocker may be considered, bearing in mind that such medication can produce bronchospasm. Cardiac monitoring is recommended in cases of overdosage.

10.1 Fluticasone Propionate

Chronic overdosage of fluticasone propionate may result in signs/symptoms of hypercorticism [see *Warnings and Precautions* (5.8)] . Inhalation by healthy volunteers of a single dose of 4,000 mcg of fluticasone propionate inhalation powder or single doses of 1,760 or 3,520 mcg of fluticasone propionate CFC inhalation aerosol was well tolerated. Fluticasone propionate given by inhalation aerosol at dosages of 1,320 mcg twice daily for 7 to 15 days to healthy human volunteers was also well tolerated. Repeat oral doses up to 80 mg daily for 10 days in healthy volunteers and repeat oral doses up to 20 mg daily for 42 days in subjects were well tolerated. Adverse reactions were of mild or moderate severity, and incidences were similar in active and placebo treatment groups.

10.2 Salmeterol

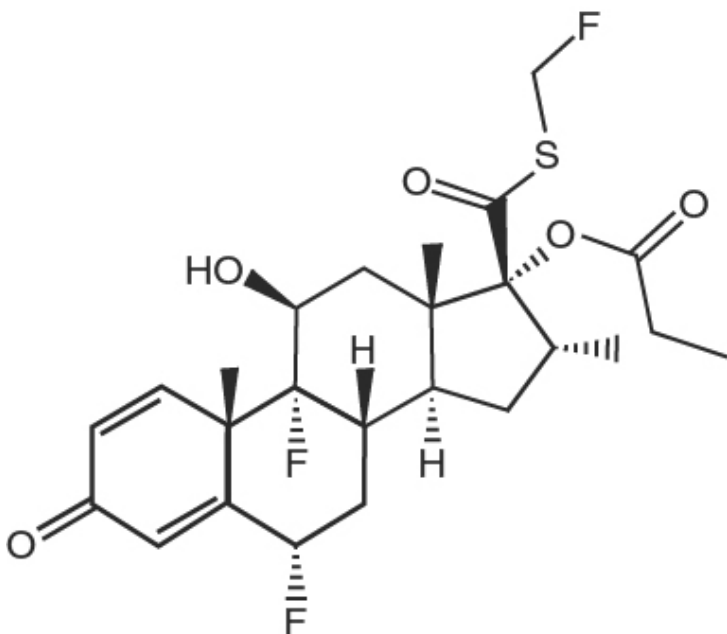
The expected signs and symptoms with overdosage of salmeterol are those of excessive beta-adrenergic stimulation and/or occurrence or exaggeration of any of the signs and symptoms of beta-adrenergic stimulation (e.g., seizures, angina, hypertension or hypotension, tachycardia with rates up to 200 beats/min, arrhythmias, nervousness, headache, tremor, muscle cramps, dry mouth, palpitation, nausea, dizziness, fatigue, malaise, insomnia, hyperglycemia, hypokalemia, metabolic acidosis). Overdosage with salmeterol can lead to clinically significant prolongation of the QTc interval, which can produce ventricular arrhythmias.

As with all inhaled sympathomimetic medicines, cardiac arrest and even death may be associated with an overdose of salmeterol.

11 DESCRIPTION

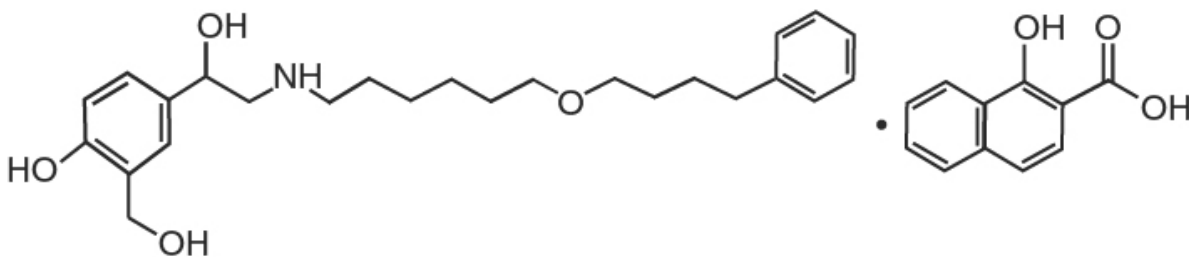
Fluticasone propionate and salmeterol inhalation powder USP, 100 mcg/50 mcg, fluticasone propionate and salmeterol inhalation powder USP, 250 mcg/50 mcg, and fluticasone propionate and salmeterol inhalation powder USP, 500 mcg/50 mcg are combinations of fluticasone propionate, USP and salmeterol xinafoate, USP.

One active component of fluticasone propionate and salmeterol inhalation powder is fluticasone propionate, a corticosteroid having the chemical name *S*-fluoromethyl-6 α ,9 α -difluoro-11 β -hydroxy-16 α -methyl-3-oxo-17 α -propionyloxyandrosta-1,4-diene-17 β -carbothioate and the following chemical structure:



Fluticasone propionate is a white or almost white powder with a molecular weight of 500.6, and the empirical formula is $C_{25}H_{31}F_3O_5S$. It is practically insoluble in water, freely soluble in dimethyl sulfoxide and dimethylformamide, and slightly soluble in methanol and 95% ethanol.

The other active component of fluticasone propionate and salmeterol inhalation powder is salmeterol xinafoate, a beta₂-adrenergic bronchodilator. Salmeterol xinafoate is the racemic form of the 1-hydroxy-2-naphthoic acid salt of salmeterol. It has the chemical name 1,3-benzenedimethanol, 4-hydroxy- α 1-[[[6-(4-phenylbutoxy)hexyl]amino]methyl]- (±)-, 1-hydroxy-2-naphthalenecarboxylate (salt) and the following chemical structure:



Salmeterol xinafoate is a white to off-white powder with a molecular weight of 603.75, and the empirical formula is $C_{25}H_{37}NO_4 \cdot C_{11}H_8O_3$. It is freely soluble in methanol; slightly soluble in ethanol, chloroform, and isopropanol; and sparingly soluble in water.

Fluticasone propionate and salmeterol inhalation powder is in a gray plastic inhaler containing a foil blister strip. Each blister on the strip contains a white powder mix of micronized fluticasone propionate (100 mcg, 250 mcg, or 500 mcg) and micronized salmeterol xinafoate salt (72.5 mcg, equivalent to 50 mcg of salmeterol base) in 12.5 mg of formulation containing lactose monohydrate (which contains milk proteins). After the inhaler is activated, the powder is dispersed into the airstream created by the patient inhaling through the mouthpiece.

Under standardized in vitro test conditions, fluticasone propionate and salmeterol inhalation powder delivers 93 mcg, 233 mcg, and 465 mcg of fluticasone propionate and 45 mcg of salmeterol base per blister from fluticasone propionate and salmeterol

inhalation powder 100 mcg/50 mcg, fluticasone propionate and salmeterol inhalation powder 250 mcg/50 mcg, and fluticasone propionate and salmeterol inhalation powder 500 mcg/50 mcg, respectively, when tested at a flow rate of 60 L/min for 2 seconds.

In adult subjects with obstructive lung disease and severely compromised lung function (mean FEV₁ 20% to 30% of predicted), mean peak inspiratory flow (PIF) through another dry powder inhaler was 82.4 L/min (range: 46.1 to 115.3 L/min).

Inhalation profiles for adolescent (N = 13, aged 12 to 17 years) and adult (N = 17, aged 18 to 50 years) subjects with asthma inhaling maximally through another dry powder inhaler show mean PIF of 122.2 L/min (range: 81.6 to 152.1 L/min). Inhalation profiles for pediatric subjects with asthma inhaling maximally through another dry powder inhaler show a mean PIF of 75.5 L/min (range: 49.0 to 104.8 L/min) for the 4-year-old subject set (N = 20) and 107.3 L/min (range: 82.8 to 125.6 L/min) for the 8-year-old subject set (N = 20).

The actual amount of drug delivered to the lung will depend on patient factors, such as inspiratory flow profile.

12 CLINICAL PHARMACOLOGY

12.1 Mechanism of Action

Fluticasone Propionate and Salmeterol Inhalation Powder

Fluticasone propionate and salmeterol inhalation powder contains both fluticasone propionate and salmeterol. The mechanisms of action described below for the individual components apply to fluticasone propionate and salmeterol inhalation powder. These drugs represent 2 different classes of medications (a synthetic corticosteroid and a LABA) that have different effects on clinical, physiologic, and inflammatory indices.

Fluticasone Propionate

Fluticasone propionate is a synthetic trifluorinated corticosteroid with anti-inflammatory activity. Fluticasone propionate has been shown in vitro to exhibit a binding affinity for the human glucocorticoid receptor that is 18 times that of dexamethasone, almost twice that of beclomethasone-17-monopropionate (BMP), the active metabolite of beclomethasone dipropionate, and over 3 times that of budesonide. Data from the McKenzie vasoconstrictor assay in man are consistent with these results. The clinical significance of these findings is unknown.

Inflammation is an important component in the pathogenesis of asthma. Corticosteroids have been shown to have a wide range of actions on multiple cell types (e.g., mast cells, eosinophils, neutrophils, macrophages, lymphocytes) and mediators (e.g., histamine, eicosanoids, leukotrienes, cytokines) involved in inflammation. These anti-inflammatory actions of corticosteroids contribute to their efficacy in asthma.

Inflammation is also a component in the pathogenesis of COPD. In contrast to asthma, however, the predominant inflammatory cells in COPD include neutrophils, CD8+ T-lymphocytes, and macrophages. The effects of corticosteroids in the treatment of COPD are not well defined and ICS and fluticasone propionate when used apart from fluticasone propionate and salmeterol inhalation powder are not indicated for the treatment of COPD.

Salmeterol Xinafoate

Salmeterol is a selective LABA. In vitro studies show salmeterol to be at least 50 times more selective for beta₂-adrenoceptors than albuterol. Although beta₂-adrenoceptors

are the predominant adrenergic receptors in bronchial smooth muscle and beta₁-adrenoceptors are the predominant receptors in the heart, there are also beta₂-adrenoceptors in the human heart comprising 10% to 50% of the total beta-adrenoceptors. The precise function of these receptors has not been established, but their presence raises the possibility that even selective beta₂-agonists may have cardiac effects.

The pharmacologic effects of beta₂-adrenoceptor agonist drugs, including salmeterol, are at least in part attributable to stimulation of intracellular adenyl cyclase, the enzyme that catalyzes the conversion of adenosine triphosphate (ATP) to cyclic-3',5'-adenosine monophosphate (cyclic AMP). Increased cyclic AMP levels cause relaxation of bronchial smooth muscle and inhibition of release of mediators of immediate hypersensitivity from cells, especially from mast cells.

In vitro tests show that salmeterol is a potent and long-lasting inhibitor of the release of mast cell mediators, such as histamine, leukotrienes, and prostaglandin D₂, from human lung. Salmeterol inhibits histamine-induced plasma protein extravasation and inhibits platelet-activating factor-induced eosinophil accumulation in the lungs of guinea pigs when administered by the inhaled route. In humans, single doses of salmeterol administered via inhalation aerosol attenuate allergen-induced bronchial hyper-responsiveness.

12.2 Pharmacodynamics

Fluticasone Propionate and Salmeterol Inhalation Powder

Healthy Subjects : Cardiovascular Effects: Since systemic pharmacodynamic effects of salmeterol are not normally seen at the therapeutic dose, higher doses were used to produce measurable effects. Four (4) trials were conducted with healthy adult subjects: (1) a single-dose crossover trial using 2 inhalations of fluticasone propionate and salmeterol inhalation powder 500 mcg/50 mcg, fluticasone propionate inhalation powder 500 mcg and salmeterol inhalation powder 50 mcg given concurrently, or fluticasone propionate inhalation powder 500 mcg given alone, (2) a cumulative-dose trial using 50 to 400 mcg of salmeterol inhalation powder given alone or as fluticasone propionate and salmeterol inhalation powder 500 mcg/50 mcg, (3) a repeat-dose trial for 11 days using 2 inhalations twice daily of fluticasone propionate and salmeterol inhalation powder 250 mcg/50 mcg, fluticasone propionate inhalation powder 250 mcg, or salmeterol inhalation powder 50 mcg, and (4) a single-dose trial using 5 inhalations of fluticasone propionate and salmeterol inhalation powder 100 mcg/50 mcg, fluticasone propionate inhalation powder 100 mcg alone, or placebo. In these trials no significant differences were observed in the pharmacodynamic effects of salmeterol (pulse rate, blood pressure, QTc interval, potassium, and glucose) whether the salmeterol was given as fluticasone propionate and salmeterol inhalation powder, concurrently with fluticasone propionate from separate inhalers, or as salmeterol alone. The systemic pharmacodynamic effects of salmeterol were not altered by the presence of fluticasone propionate in fluticasone propionate and salmeterol inhalation powder. The potential effect of salmeterol on the effects of fluticasone propionate on the HPA axis was also evaluated in these trials.

Hypothalamic-Pituitary-Adrenal Axis Effects: No significant differences across treatments were observed in 24-hour urinary cortisol excretion and, where measured, 24-hour plasma cortisol AUC. The systemic pharmacodynamic effects of fluticasone propionate were not altered by the presence of salmeterol in fluticasone propionate and salmeterol inhalation powder in healthy subjects.

Subjects with Asthma: Adult and Adolescent Subjects: Cardiovascular Effects: In clinical trials with fluticasone propionate and salmeterol inhalation powder in adult and adolescent subjects aged 12 years and older with asthma, no significant differences

were observed in the systemic pharmacodynamic effects of salmeterol (pulse rate, blood pressure, QTc interval, potassium, and glucose) whether the salmeterol was given alone or as fluticasone propionate and salmeterol inhalation powder. In 72 adult and adolescent subjects with asthma given either fluticasone propionate and salmeterol inhalation powder 100 mcg/50 mcg or fluticasone propionate and salmeterol inhalation powder 250 mcg/50 mcg, continuous 24-hour electrocardiographic monitoring was performed after the first dose and after 12 weeks of therapy, and no clinically significant dysrhythmias were noted.

Hypothalamic-Pituitary-Adrenal Axis Effects: In a 28-week trial in adult and adolescent subjects with asthma, fluticasone propionate and salmeterol inhalation powder 500 mcg/50 mcg twice daily was compared with the concurrent use of salmeterol inhalation powder 50 mcg plus fluticasone propionate inhalation powder 500 mcg from separate inhalers or fluticasone propionate inhalation powder 500 mcg alone. No significant differences across treatments were observed in serum cortisol AUC after 12 weeks of dosing or in 24-hour urinary cortisol excretion after 12 and 28 weeks.

In a 12-week trial in adult and adolescent subjects with asthma, fluticasone propionate and salmeterol inhalation powder 250 mcg/50 mcg twice daily was compared with fluticasone propionate inhalation powder 250 mcg alone, salmeterol inhalation powder 50 mcg alone, and placebo. For most subjects, the ability to increase cortisol production in response to stress, as assessed by 30-minute cosyntropin stimulation, remained intact with fluticasone propionate and salmeterol inhalation powder. One subject (3%) who received fluticasone propionate and salmeterol inhalation powder 250 mcg/50 mcg had an abnormal response (peak serum cortisol less than 18 mcg/dL) after dosing, compared with 2 subjects (6%) who received placebo, 2 subjects (6%) who received fluticasone propionate 250 mcg, and no subjects who received salmeterol.

In a repeat-dose, 3-way crossover trial, 1 inhalation twice daily of fluticasone propionate and salmeterol inhalation powder 100 mcg/50 mcg, FLOVENT DISKUS 100 mcg (fluticasone propionate inhalation powder 100 mcg), or placebo was administered to 20 adult and adolescent subjects with asthma. After 28 days of treatment, geometric mean serum cortisol AUC over 12 hours showed no significant difference between fluticasone propionate and salmeterol inhalation powder and FLOVENT DISKUS or between either active treatment and placebo.

Pediatric Subjects: *Hypothalamic-Pituitary-Adrenal Axis Effects:* In a 12-week trial in subjects with asthma aged 4 to 11 years who were receiving ICS at trial entry, fluticasone propionate and salmeterol inhalation powder 100 mcg/50 mcg twice daily was compared with fluticasone propionate inhalation powder 100 mcg administered twice daily via a dry powder inhaler. The values for 24-hour urinary cortisol excretion at trial entry and after 12 weeks of treatment were similar within each treatment group. After 12 weeks, 24-hour urinary cortisol excretion was also similar between the 2 groups.

Subjects with Chronic Obstructive Pulmonary Disease: *Cardiovascular Effects:* In clinical trials with fluticasone propionate and salmeterol inhalation powder in subjects with COPD, no significant differences were seen in pulse rate, blood pressure, potassium, and glucose between fluticasone propionate and salmeterol inhalation powder, the individual components of fluticasone propionate and salmeterol inhalation powder, and placebo. In a trial of fluticasone propionate and salmeterol inhalation powder 250 mcg/50 mcg, 8 subjects (2 [1.1%] in the group given fluticasone propionate and salmeterol inhalation powder 250 mcg/50 mcg, 1 [0.5%] in the fluticasone propionate 250-mcg group, 3 [1.7%] in the salmeterol group, and 2 [1.1%] in the placebo group) had QTc intervals greater than 470 msec at least 1 time during the treatment period. Five (5) of these 8 subjects had a prolonged QTc interval at baseline.

In a 24-week trial, 130 subjects with COPD received continuous 24-hour electrocardiographic monitoring prior to the first dose and after 4 weeks of twice-daily treatment with either fluticasone propionate and salmeterol inhalation powder 500 mcg/50 mcg, fluticasone propionate inhalation powder 500 mcg, salmeterol inhalation powder 50 mcg, or placebo. No significant differences in ventricular or supraventricular arrhythmias and heart rate were observed among the groups treated with fluticasone propionate and salmeterol inhalation powder 500 mcg/50 mcg, the individual components, or placebo. One (1) subject in the fluticasone propionate group experienced atrial flutter/atrial fibrillation, and 1 subject in the group given fluticasone propionate and salmeterol inhalation powder 500 mcg/50 mcg experienced heart block. There were 3 cases of nonsustained ventricular tachycardia (1 each in the placebo, salmeterol, and fluticasone propionate 500-mcg treatment groups).

In 24-week clinical trials in subjects with COPD, the incidence of clinically significant ECG abnormalities (myocardial ischemia, ventricular hypertrophy, clinically significant conduction abnormalities, clinically significant arrhythmias) was lower for subjects who received salmeterol (1%, 9 of 688 subjects who received either salmeterol 50 mcg or fluticasone propionate and salmeterol inhalation powder) compared with placebo (3%, 10 of 370 subjects).

No significant differences with salmeterol 50 mcg alone or in combination with fluticasone propionate as fluticasone propionate and salmeterol inhalation powder 500 mcg/50 mcg were observed on pulse rate and systolic and diastolic blood pressure in a subset of subjects with COPD who underwent 12-hour serial vital sign measurements after the first dose (n = 183) and after 12 weeks of therapy (n = 149). Median changes from baseline in pulse rate and systolic and diastolic blood pressure were similar to those seen with placebo.

Hypothalamic-Pituitary-Adrenal Axis Effects: Short-cosyntropin stimulation testing was performed both at Day 1 and Endpoint in 101 subjects with COPD receiving twice-daily fluticasone propionate and salmeterol inhalation powder 250 mcg/50 mcg, fluticasone propionate inhalation powder 250 mcg, salmeterol inhalation powder 50 mcg, or placebo. For most subjects, the ability to increase cortisol production in response to stress, as assessed by short cosyntropin stimulation, remained intact with fluticasone propionate and salmeterol inhalation powder 250 mcg/50 mcg. One (1) subject (3%) who received fluticasone propionate and salmeterol inhalation powder 250 mcg/50 mcg had an abnormal stimulated cortisol response (peak cortisol less than 14.5 mcg/dL assessed by high-performance liquid chromatography) after dosing, compared with 2 subjects (9%) who received fluticasone propionate 250 mcg, 2 subjects (7%) who received salmeterol 50 mcg, and 1 subject (4%) who received placebo following 24 weeks of treatment or early discontinuation from trial.

After 36 weeks of dosing, serum cortisol concentrations in a subset of subjects with COPD (n = 83) were 22% lower in subjects receiving fluticasone propionate and salmeterol inhalation powder 500 mcg/50 mcg and 21% lower in subjects receiving fluticasone propionate 500 mcg than in subjects receiving placebo.

Other Fluticasone Propionate Products

Subjects with Asthma: Hypothalamic-Pituitary-Adrenal Axis Effects: In clinical trials with fluticasone propionate inhalation powder using dosages up to and including 250 mcg twice daily, occasional abnormal short cosyntropin tests (peak serum cortisol less than 18 mcg/dL assessed by radioimmunoassay) were noted both in subjects receiving fluticasone propionate and in subjects receiving placebo. The incidence of abnormal tests at 500 mcg twice daily was greater than placebo. In a 2-year trial carried out with a dry powder inhaler in 64 subjects with mild, persistent asthma (mean FEV₁ 91% of predicted) randomized to fluticasone propionate 500 mcg twice daily or placebo, no

subject receiving fluticasone propionate had an abnormal response to 6-hour cosyntropin infusion (peak serum cortisol less than 18 mcg/dL). With a peak cortisol threshold of less than 35 mcg/dL, 1 subject receiving fluticasone propionate (4%) had an abnormal response at 1 year; repeat testing at 18 months and 2 years was normal. Another subject receiving fluticasone propionate (5%) had an abnormal response at 2 years. No subject on placebo had an abnormal response at 1 or 2 years.

Subjects with Chronic Obstructive Pulmonary Disease: Hypothalamic-Pituitary-Adrenal Axis Effects:After 4 weeks of dosing, the steady-state fluticasone propionate pharmacokinetics and serum cortisol levels were described in a subset of subjects with COPD (n = 86) randomized to twice-daily fluticasone propionate inhalation powder via a dry powder inhaler 500 mcg, fluticasone propionate inhalation powder 250 mcg, or placebo. Serial serum cortisol concentrations were measured across a 12-hour dosing interval. Serum cortisol concentrations following 250- and 500-mcg twice-daily dosing were 10% and 21% lower than placebo, respectively, indicating a dose-dependent increase in systemic exposure to fluticasone propionate.

Other Salmeterol Xinafoate Products

Subjects with Asthma: Cardiovascular Effects:Inhaled salmeterol, like other beta-adrenergic agonist drugs, can produce dose-related cardiovascular effects and effects on blood glucose and/or serum potassium [see *Warnings and Precautions* (5.12, 5.18)]. The cardiovascular effects (heart rate, blood pressure) associated with salmeterol inhalation aerosol occur with similar frequency, and are of similar type and severity, as those noted following albuterol administration.

The effects of rising inhaled doses of salmeterol and standard inhaled doses of albuterol were studied in volunteers and in subjects with asthma. Salmeterol doses up to 84 mcg administered as inhalation aerosol resulted in heart rate increases of 3 to 16 beats/min, about the same as albuterol dosed at 180 mcg by inhalation aerosol (4 to 10 beats/min). Adult and adolescent subjects receiving 50-mcg doses of salmeterol inhalation powder (N = 60) underwent continuous electrocardiographic monitoring during two 12-hour periods after the first dose and after 1 month of therapy, and no clinically significant dysrhythmias were noted.

Concomitant Use of Fluticasone Propionate and Salmeterol Inhalation Powder with Other Respiratory Medicines

Short-acting Beta₂-agonists:In clinical trials in subjects with asthma, the mean daily need for albuterol by 166 adult and adolescent subjects aged 12 years and older using fluticasone propionate and salmeterol inhalation powder was approximately 1.3 inhalations/day and ranged from 0 to 9 inhalations/day. Five percent (5%) of subjects using fluticasone propionate and salmeterol inhalation powder in these trials averaged 6 or more inhalations per day over the course of the 12-week trials. No increase in frequency of cardiovascular adverse events was observed among subjects who averaged 6 or more inhalations per day.

In a clinical trial in subjects with COPD, the mean daily need for albuterol for subjects using fluticasone propionate and salmeterol inhalation powder 250 mcg/50 mcg was 4.1 inhalations/day. Twenty-six percent (26%) of subjects using fluticasone propionate and salmeterol inhalation powder 250 mcg/50 mcg averaged 6 or more inhalations of albuterol per day over the course of the 24-week trial. No increase in frequency of cardiovascular adverse reactions was observed among subjects who averaged 6 or more inhalations per day.

Methylxanthines:The concurrent use of intravenously or orally administered methylxanthines (e.g., aminophylline, theophylline) by adult and adolescent subjects aged 12 years and older receiving fluticasone propionate and salmeterol inhalation

powder has not been completely evaluated. In clinical trials in subjects with asthma, 39 subjects receiving fluticasone propionate and salmeterol inhalation powder 100 mcg/50 mcg, fluticasone propionate and salmeterol inhalation powder 250 mcg/50 mcg, or fluticasone propionate and salmeterol inhalation powder 500 mcg/50 mcg twice daily concurrently with a theophylline product had adverse event rates similar to those in 304 subjects receiving fluticasone propionate and salmeterol inhalation powder without theophylline. Similar results were observed in subjects receiving salmeterol 50 mcg plus fluticasone propionate 500 mcg twice daily concurrently with a theophylline product (n = 39) or without theophylline (n = 132).

In a clinical trial in subjects with COPD, 17 subjects receiving fluticasone propionate and salmeterol inhalation powder 250 mcg/50 mcg twice daily concurrently with a theophylline product had adverse event rates similar to those in 161 subjects receiving fluticasone propionate and salmeterol inhalation powder without theophylline. Based on the available data, the concomitant administration of methylxanthines with fluticasone propionate and salmeterol inhalation powder did not alter the observed adverse event profile.

Fluticasone Propionate Nasal Spray: In adult and adolescent subjects aged 12 years and older receiving fluticasone propionate and salmeterol inhalation powder in clinical trials, no difference in the profile of adverse events or HPA axis effects was noted between subjects who were receiving FLONASE (fluticasone propionate) Nasal Spray, 50 mcg concurrently (n = 46) and those who were not (n = 130).

12.3 Pharmacokinetics

Absorption

Fluticasone Propionate: Healthy Subjects: Fluticasone propionate acts locally in the lung; therefore, plasma levels do not predict therapeutic effect. Trials using oral dosing of labeled and unlabeled drug have demonstrated that the oral systemic bioavailability of fluticasone propionate is negligible (less than 1%), primarily due to incomplete absorption and presystemic metabolism in the gut and liver. In contrast, the majority of the fluticasone propionate delivered to the lung is systemically absorbed.

Following administration of fluticasone propionate and salmeterol inhalation powder to healthy adult subjects, peak plasma concentrations of fluticasone propionate were achieved in 1 to 2 hours. In a single-dose crossover trial, a higher-than-recommended dose of fluticasone propionate and salmeterol inhalation powder was administered to 14 healthy adult subjects. Two (2) inhalations of the following treatments were administered: fluticasone propionate and salmeterol inhalation powder 500 mcg/50 mcg, fluticasone propionate inhalation powder 500 mcg and salmeterol inhalation powder 50 mcg given concurrently, and fluticasone propionate inhalation powder 500 mcg alone. Mean peak plasma concentrations of fluticasone propionate averaged 107, 94, and 120 pg/mL, respectively, indicating no significant changes in systemic exposures of fluticasone propionate.

In 15 healthy subjects, systemic exposure to fluticasone propionate from 4 inhalations of ADVAIR HFA 230/21 (fluticasone propionate 230 mcg and salmeterol 21 mcg) Inhalation Aerosol (920/84 mcg) and 2 inhalations of fluticasone propionate and salmeterol inhalation powder 500 mcg/50 mcg (1,000 mcg/100 mcg) was similar between the 2 inhalers (i.e., 799 versus 832 pg•h/mL, respectively), but approximately half the systemic exposure from 4 inhalations of fluticasone propionate CFC inhalation aerosol 220 mcg (880 mcg, AUC = 1,543 pg•h/mL). Similar results were observed for peak fluticasone propionate plasma concentrations (186 and 182 pg/mL from ADVAIR HFA and fluticasone propionate and salmeterol inhalation powder, respectively, and 307 pg/mL from the fluticasone propionate CFC inhalation aerosol). Absolute bioavailability of

fluticasone propionate was 5.3% and 5.5% following administration of ADVAIR HFA and fluticasone propionate and salmeterol inhalation powder, respectively.

Subjects with Asthma and COPD:Peak steady-state fluticasone propionate plasma concentrations in adult subjects with asthma (N = 11) ranged from undetectable to 266 pg/mL after a 500-mcg twice-daily dose of fluticasone propionate inhalation powder using a dry powder inhaler. The mean fluticasone propionate plasma concentration was 110 pg/mL.

Full pharmacokinetic profiles were obtained from 9 female and 16 male subjects with asthma given fluticasone propionate inhalation powder 500 mcg twice daily using a dry powder inhaler and from 14 female and 43 male subjects with COPD given 250 or 500 mcg twice daily. No overall differences in fluticasone propionate pharmacokinetics were observed.

Peak steady-state fluticasone propionate plasma concentrations in subjects with COPD averaged 53 pg/mL (range: 19.3 to 159.3 pg/mL) after treatment with 250 mcg twice daily (n = 30) and 84 pg/mL (range: 24.3 to 197.1 pg/mL) after treatment with 500 mcg twice daily (n = 27) via a fluticasone propionate dry powder inhaler. In another trial in subjects with COPD, peak steady-state fluticasone propionate plasma concentrations averaged 115 pg/mL (range: 52.6 to 366.0 pg/mL) after treatment with 500 mcg twice daily via a fluticasone propionate dry powder inhaler (n = 15) and 105 pg/mL (range: 22.5 to 299.0 pg/mL) via fluticasone propionate and salmeterol inhalation powder (n = 24).

Salmeterol Xinafoate: Healthy Subjects:Salmeterol xinafoate, an ionic salt, dissociates in solution so that the salmeterol and 1-hydroxy-2-naphthoic acid (xinafoate) moieties are absorbed, distributed, metabolized, and eliminated independently. Salmeterol acts locally in the lung; therefore, plasma levels do not predict therapeutic effect.

Following administration of fluticasone propionate and salmeterol inhalation powder to healthy adult subjects, peak plasma concentrations of salmeterol were achieved in about 5 minutes.

In 15 healthy subjects receiving ADVAIR HFA 230/21 Inhalation Aerosol (920/84 mcg) and fluticasone propionate and salmeterol inhalation powder 500 mcg/50 mcg (1,000 mcg/100 mcg), systemic exposure to salmeterol was higher (317 versus 169 pg•h/mL) and peak salmeterol concentrations were lower (196 versus 223 pg/mL) following ADVAIR HFA compared with fluticasone propionate and salmeterol inhalation powder, although pharmacodynamic results were comparable.

Subjects with Asthma:Because of the small therapeutic dose, systemic levels of salmeterol are low or undetectable after inhalation of recommended dosages (50 mcg of salmeterol inhalation powder twice daily). Following chronic administration of an inhaled dose of 50 mcg of salmeterol inhalation powder twice daily, salmeterol was detected in plasma within 5 to 45 minutes in 7 subjects with asthma; plasma concentrations were very low, with mean peak concentrations of 167 pg/mL at 20 minutes and no accumulation with repeated doses.

Distribution

Fluticasone Propionate:Following intravenous administration, the initial disposition phase for fluticasone propionate was rapid and consistent with its high lipid solubility and tissue binding. The volume of distribution averaged 4.2 L/kg.

The percentage of fluticasone propionate bound to human plasma proteins averages 99%. Fluticasone propionate is weakly and reversibly bound to erythrocytes and is not significantly bound to human transcortin.

Salmeterol:The percentage of salmeterol bound to human plasma proteins averages 96% in vitro over the concentration range of 8 to 7,722 ng of salmeterol base per milliliter, much higher concentrations than those achieved following therapeutic doses of salmeterol.

Metabolism

Fluticasone Propionate:The total clearance of fluticasone propionate is high (average, 1,093 mL/min), with renal clearance accounting for less than 0.02% of the total. The only circulating metabolite detected in man is the 17 β -carboxylic acid derivative of fluticasone propionate, which is formed through the CYP3A4 pathway. This metabolite had less affinity (approximately 1/2,000) than the parent drug for the glucocorticoid receptor of human lung cytosol in vitro and negligible pharmacological activity in animal studies. Other metabolites detected in vitro using cultured human hepatoma cells have not been detected in man.

Salmeterol:Salmeterol base is extensively metabolized by hydroxylation, with subsequent elimination predominantly in the feces. No significant amount of unchanged salmeterol base was detected in either urine or feces.

An in vitro study using human liver microsomes showed that salmeterol is extensively metabolized to α -hydroxysalmeterol (aliphatic oxidation) by CYP3A4. Ketoconazole, a strong inhibitor of CYP3A4, essentially completely inhibited the formation of α -hydroxysalmeterol *in vitro*.

Elimination

Fluticasone Propionate:Following intravenous dosing, fluticasone propionate showed polyexponential kinetics and had a terminal elimination half-life of approximately 7.8 hours. Less than 5% of a radiolabeled oral dose was excreted in the urine as metabolites, with the remainder excreted in the feces as parent drug and metabolites. Terminal half-life estimates of fluticasone propionate for ADVAIR HFA, fluticasone propionate and salmeterol inhalation powder, and fluticasone propionate CFC inhalation aerosol were similar and averaged 5.6 hours.

Salmeterol:In 2 healthy adult subjects who received 1 mg of radiolabeled salmeterol (as salmeterol xinafoate) orally, approximately 25% and 60% of the radiolabeled salmeterol was eliminated in urine and feces, respectively, over a period of 7 days. The terminal elimination half-life was about 5.5 hours (1 volunteer only).

The xinafoate moiety has no apparent pharmacologic activity. The xinafoate moiety is highly protein bound (greater than 99%) and has a long elimination half-life of 11 days. No terminal half-life estimates were calculated for salmeterol following administration of fluticasone propionate and salmeterol inhalation powder.

Specific Populations

A population pharmacokinetic analysis was performed for fluticasone propionate and salmeterol utilizing data from 9 controlled clinical trials that included 350 subjects with asthma aged 4 to 77 years who received treatment with fluticasone propionate and salmeterol inhalation powder, the combination of HFA-propelled fluticasone propionate and salmeterol inhalation aerosol (ADVAIR HFA), fluticasone propionate inhalation powder (FLOVENT DISKUS), HFA-propelled fluticasone propionate inhalation aerosol (FLOVENT HFA), or CFC-propelled fluticasone propionate inhalation aerosol. The population pharmacokinetic analyses for fluticasone propionate and salmeterol showed no clinically relevant effects of age, gender, race, body weight, body mass index, or percent of predicted FEV₁ on apparent clearance and apparent volume of distribution.

Age:When the population pharmacokinetic analysis for fluticasone propionate was

divided into subgroups based on fluticasone propionate strength, formulation, and age (adolescents/adults and children), there were some differences in fluticasone propionate exposure. Higher fluticasone propionate exposure from fluticasone propionate and salmeterol inhalation powder 100 mcg/50 mcg compared with FLOVENT DISKUS 100 mcg was observed in adolescents and adults (ratio 1.52 [90% CI: 1.08, 2.13]). However, in clinical trials of up to 12 weeks' duration comparing fluticasone propionate and salmeterol inhalation powder 100 mcg/50 mcg and FLOVENT DISKUS 100 mcg in adolescents and adults, no differences in systemic effects of corticosteroid treatment (e.g., HPA axis effects) were observed. Similar fluticasone propionate exposure was observed from fluticasone propionate and salmeterol inhalation powder 500 mcg/50 mcg and FLOVENT DISKUS 500 mcg (ratio 0.83 [90% CI: 0.65, 1.07]) in adolescents and adults.

Steady-state systemic exposure to salmeterol when delivered as fluticasone propionate and salmeterol inhalation powder 100 mcg/50 mcg, fluticasone propionate and salmeterol inhalation powder 250 mcg/50 mcg, or ADVAIR HFA 115/21 (fluticasone propionate 115 mcg and salmeterol 21 mcg) Inhalation Aerosol was evaluated in 127 subjects aged 4 to 57 years. The geometric mean AUC was 325 pg•h/mL (90% CI: 309, 341) in adolescents and adults.

The population pharmacokinetic analysis included 160 subjects with asthma aged 4 to 11 years who received fluticasone propionate and salmeterol inhalation powder 100 mcg/50 mcg or FLOVENT DISKUS 100 mcg. Higher fluticasone propionate exposure (AUC) was observed in children from fluticasone propionate and salmeterol inhalation powder 100 mcg/50 mcg compared with FLOVENT DISKUS 100 mcg (ratio 1.20 [90% CI: 1.06, 1.37]). Higher fluticasone propionate exposure (AUC) from fluticasone propionate and salmeterol inhalation powder 100 mcg/50 mcg was observed in children compared with adolescents and adults (ratio 1.63 [90% CI: 1.35, 1.96]). However, in clinical trials of up to 12 weeks' duration comparing fluticasone propionate and salmeterol inhalation powder 100 mcg/50 mcg and FLOVENT DISKUS 100 mcg in both adolescents and adults and in children, no differences in systemic effects of corticosteroid treatment (e.g., HPA axis effects) were observed.

Exposure to salmeterol was higher in children compared with adolescents and adults who received fluticasone propionate and salmeterol inhalation powder 100 mcg/50 mcg (ratio 1.23 [90% CI: 1.10, 1.38]). However, in clinical trials of up to 12 weeks' duration with fluticasone propionate and salmeterol inhalation powder 100 mcg/50 mcg in both adolescents and adults and in children, no differences in systemic effects of beta₂-agonist treatment (e.g., cardiovascular effects, tremor) were observed.

Male and Female Patients: The population pharmacokinetic analysis involved 202 males and 148 females with asthma who received fluticasone propionate alone or in combination with salmeterol and showed no gender differences for fluticasone propionate pharmacokinetics.

The population pharmacokinetic analysis involved 76 males and 51 females with asthma who received salmeterol in combination with fluticasone propionate and showed no gender differences for salmeterol pharmacokinetics.

Patients with Hepatic and Renal Impairment: Formal pharmacokinetic studies using fluticasone propionate and salmeterol inhalation powder have not been conducted in patients with hepatic or renal impairment. However, since both fluticasone propionate and salmeterol are predominantly cleared by hepatic metabolism, impairment of liver function may lead to accumulation of fluticasone propionate and salmeterol in plasma.

Therefore, patients with hepatic disease should be closely monitored.

Drug Interaction Studies

In the repeat- and single-dose trials, there was no evidence of significant drug interaction in systemic exposure between fluticasone propionate and salmeterol when given alone or in combination via a dry powder inhaler. The population pharmacokinetic analysis from 9 controlled clinical trials in 350 subjects with asthma showed no significant effects on fluticasone propionate or salmeterol pharmacokinetics following co-administration with beta₂-agonists, corticosteroids, antihistamines, or theophyllines.

Inhibitors of Cytochrome P450 3A4 : Ritonavir:*Fluticasone Propionate:* Fluticasone propionate is a substrate of CYP3A4. Coadministration of fluticasone propionate and the strong CYP3A4 inhibitor ritonavir is not recommended based upon a multiple-dose, crossover drug interaction trial in 18 healthy subjects. Fluticasone propionate aqueous nasal spray (200 mcg once daily) was coadministered for 7 days with ritonavir (100 mg twice daily). Plasma fluticasone propionate concentrations following fluticasone propionate aqueous nasal spray alone were undetectable (less than 10 pg/mL) in most subjects, and when concentrations were detectable peak levels (C_{max}) averaged 11.9 pg/mL (range: 10.8 to 14.1 pg/mL) and AUC_(0-τ) averaged 8.43 pg•h/mL (range: 4.2 to 18.8 pg•h/mL). Fluticasone propionate C_{max} and AUC_(0-τ) increased to 318 pg/mL (range: 110 to 648 pg/mL) and 3,102.6 pg•h/mL (range: 1,207.1 to 5,662.0 pg•h/mL), respectively, after coadministration of ritonavir with fluticasone propionate aqueous nasal spray. This significant increase in plasma fluticasone propionate exposure resulted in a significant decrease (86%) in serum cortisol AUC.

Ketoconazole:*Fluticasone Propionate:* In a placebo-controlled crossover trial in 8 healthy adult volunteers, coadministration of a single dose of orally inhaled fluticasone propionate (1,000 mcg) with multiple doses of ketoconazole (200 mg) to steady state resulted in increased plasma fluticasone propionate exposure, a reduction in plasma cortisol AUC, and no effect on urinary excretion of cortisol.

Salmeterol: In a placebo-controlled, crossover drug interaction trial in 20 healthy male and female subjects, coadministration of salmeterol (50 mcg twice daily) and the strong CYP3A4 inhibitor ketoconazole (400 mg once daily) for 7 days resulted in a significant increase in plasma salmeterol exposure as determined by a 16-fold increase in AUC (ratio with and without ketoconazole 15.76 [90% CI: 10.66, 23.31]) mainly due to increased bioavailability of the swallowed portion of the dose. Peak plasma salmeterol concentrations were increased by 1.4-fold (90% CI: 1.23, 1.68). Three (3) out of 20 subjects (15%) were withdrawn from salmeterol and ketoconazole coadministration due to beta-agonist-mediated systemic effects (2 with QTc prolongation and 1 with palpitations and sinus tachycardia). Coadministration of salmeterol and ketoconazole did not result in a clinically significant effect on mean heart rate, mean blood potassium, or mean blood glucose. Although there was no statistical effect on the mean QTc, coadministration of salmeterol and ketoconazole was associated with more frequent increases in QTc duration compared with salmeterol and placebo administration.

Erythromycin:*Fluticasone Propionate:* In a multiple-dose drug interaction trial, coadministration of orally inhaled fluticasone propionate (500 mcg twice daily) and erythromycin (333 mg 3 times daily) did not affect fluticasone propionate pharmacokinetics.

Salmeterol: In a repeat-dose trial in 13 healthy subjects, concomitant administration of erythromycin (a moderate CYP3A4 inhibitor) and salmeterol inhalation aerosol resulted in a 40% increase in salmeterol C_{max} at steady state (ratio with and without erythromycin 1.4 [90% CI: 0.96, 2.03], $P = 0.12$), a 3.6-beat/min increase in heart rate ([95% CI: 0.19, 7.03], P less than 0.04), a 5.8-msec increase in QTc interval ([95% CI: -6.14, 17.77], $P = 0.34$), and no change in plasma potassium.

13 NONCLINICAL TOXICOLOGY

13.1 Carcinogenesis, Mutagenesis, Impairment of Fertility

Fluticasone Propionate

Fluticasone propionate demonstrated no tumorigenic potential in mice at oral doses up to 1,000 mcg/kg (approximately 5 and 10 times the MRHDID for adults and children, respectively, on a mcg/m²basis) for 78 weeks or in rats at inhalation doses up to 57 mcg/kg (less than and approximately equivalent to the MRHDID for adults and children, respectively, on a mcg/m²basis) for 104 weeks.

Fluticasone propionate did not induce gene mutation in prokaryotic or eukaryotic cells in vitro. No significant clastogenic effect was seen in cultured human peripheral lymphocytes in vitro or in the in vivo mouse micronucleus test.

Fertility and reproductive performance were unaffected in male and female rats at subcutaneous doses up to 50 mcg/kg (approximately 0.5 times the MRHDID for adults on a mcg/m²basis).

Salmeterol

In an 18-month carcinogenicity study in CD-mice, salmeterol at oral doses of 1,400 mcg/kg and above (approximately 20 times the MRHDID for adults and children based on comparison of the plasma AUCs) caused a dose-related increase in the incidence of smooth muscle hyperplasia, cystic glandular hyperplasia, leiomyomas of the uterus, and ovarian cysts. No tumors were seen at 200 mcg/kg (approximately 3 times the MRHDID for adults and children based on comparison of the AUCs).

In a 24-month oral and inhalation carcinogenicity study in Sprague Dawley rats, salmeterol caused a dose-related increase in the incidence of mesovarian leiomyomas and ovarian cysts at doses of 680 mcg/kg and above (approximately 66 and 35 times the MRHDID for adults and children, respectively, on a mcg/m²basis). No tumors were seen at 210 mcg/kg (approximately 20 and 10 times the MRHDID for adults and children, respectively, on a mcg/m²basis). These findings in rodents are similar to those reported previously for other beta-adrenergic agonist drugs. The relevance of these findings to human use is unknown.

Salmeterol produced no detectable or reproducible increases in microbial and mammalian gene mutation in vitro. No clastogenic activity occurred in vitro in human lymphocytes or in vivo in a rat micronucleus test.

Fertility and reproductive performance were unaffected in male and female rats at oral doses up to 2,000 mcg/kg (approximately 195 times the MRHDID for adults on a mcg/m²basis).

13.2 Animal Toxicology and/or Pharmacology

Preclinical

Studies in laboratory animals (minipigs, rodents, and dogs) have demonstrated the occurrence of cardiac arrhythmias and sudden death (with histologic evidence of myocardial necrosis) when beta-agonists and methylxanthines are administered concurrently. The clinical relevance of these findings is unknown.

14 CLINICAL STUDIES

14.1 Asthma

Adult and Adolescent Subjects Aged 12 Years and Older

In clinical trials comparing fluticasone propionate and salmeterol inhalation powder with its individual components, improvements in most efficacy endpoints were greater with fluticasone propionate and salmeterol inhalation powder than with the use of either fluticasone propionate or salmeterol alone. In addition, clinical trials showed similar results between fluticasone propionate and salmeterol inhalation powder and the concurrent use of fluticasone propionate plus salmeterol at corresponding doses from separate inhalers.

Trials Comparing Fluticasone Propionate and Salmeterol Inhalation Powder with Fluticasone Propionate Alone or Salmeterol Alone:Three (3) double-blind, parallel-group clinical trials were conducted with fluticasone propionate and salmeterol inhalation powder in 1,208 adult and adolescent subjects (aged 12 years and older, baseline FEV₁ 63% to 72% of predicted normal) with asthma that was not optimally controlled on their current therapy. All treatments were inhalation powders given as 1 inhalation from a dry powder inhaler twice daily, and other maintenance therapies were discontinued.

Trial 1: Clinical Trial with Fluticasone Propionate and Salmeterol Inhalation Powder 100 mcg/50 mcg:This placebo-controlled, 12-week, U.S. trial compared fluticasone propionate and salmeterol inhalation powder 100 mcg/50 mcg with its individual components, fluticasone propionate 100 mcg and salmeterol 50 mcg. The trial was stratified according to baseline asthma maintenance therapy; subjects were using either ICS (n = 250) (daily doses of beclomethasone dipropionate 252 to 420 mcg; flunisolide 1,000 mcg; fluticasone propionate inhalation aerosol 176 mcg; or triamcinolone acetonide 600 to 1,000 mcg) or salmeterol (n = 106). Baseline FEV₁ measurements were similar across treatments: fluticasone propionate and salmeterol inhalation powder 100 mcg/50 mcg, 2.17 L; fluticasone propionate 100 mcg, 2.11 L; salmeterol, 2.13 L; and placebo, 2.15 L.

Predefined withdrawal criteria for lack of efficacy, an indicator of worsening asthma, were utilized for this placebo-controlled trial. Worsening asthma was defined as a clinically important decrease in FEV₁ or PEF, increase in use of VENTOLIN (albuterol, USP) Inhalation Aerosol, increase in night awakenings due to asthma, emergency intervention or hospitalization due to asthma, or requirement for asthma medication not allowed by the protocol. As shown in Table 4, statistically significantly fewer subjects receiving fluticasone propionate and salmeterol inhalation powder 100 mcg/50 mcg were withdrawn due to worsening asthma compared with fluticasone propionate, salmeterol, and placebo.

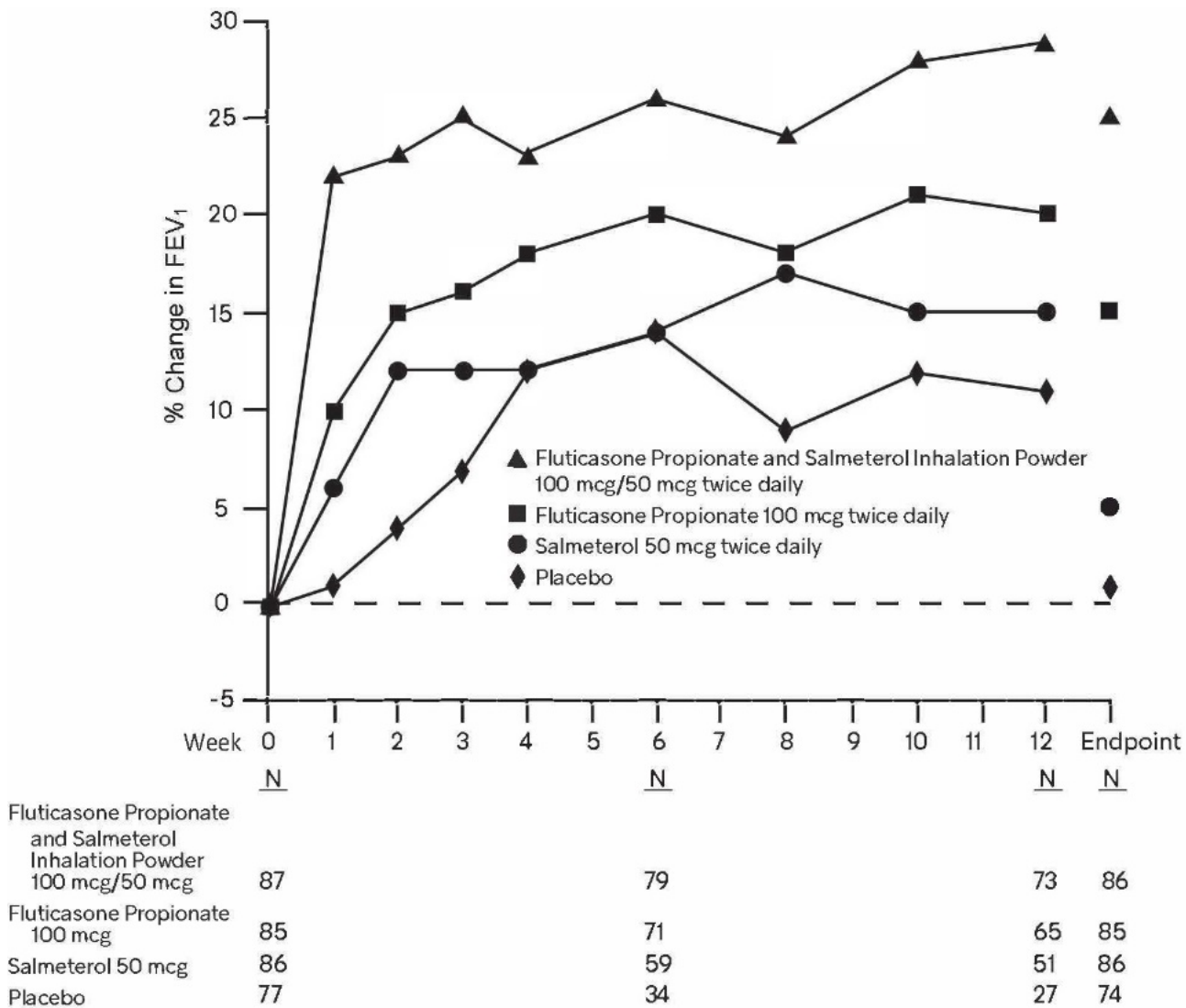
Table 4: Percent of Subjects Withdrawn due to Worsening Asthma in Subjects Previously Treated with Either Inhaled Corticosteroids or Salmeterol (Trial 1)

Fluticasone Propionate and Salmeterol Inhalation Powder 100 mcg/50 mcg (n = 87)	Fluticasone Propionate 100 mcg (n = 85)	Salmeterol 50 mcg (n = 86)	Placebo (n = 77)
3%	11%	35%	49%

The FEV₁ results are displayed in Figure 1. Because this trial used predetermined criteria for worsening asthma, which caused more subjects in the placebo group to be withdrawn, FEV₁ results at Endpoint (last available FEV₁ result) are also provided. Subjects receiving fluticasone propionate and salmeterol inhalation powder 100 mcg/50 mcg had significantly greater improvements in FEV₁ (0.51 L, 25%) compared with

fluticasone propionate 100 mcg (0.28 L, 15%), salmeterol (0.11 L, 5%), and placebo (0.01 L, 1%). These improvements in FEV₁ with fluticasone propionate and salmeterol inhalation powder were achieved regardless of baseline asthma maintenance therapy (ICS or salmeterol).

Figure 1: Mean Percent Change from Baseline in FEV₁ in Subjects with Asthma Previously Treated with Either Inhaled Corticosteroids or Salmeterol (Trial 1)



The effect of fluticasone propionate and salmeterol inhalation powder 100 mcg/50 mcg on morning and evening PEF endpoints is shown in Table 5.

Table 5: Peak Expiratory Flow Results for Subjects with Asthma Previously Treated with Either Inhaled Corticosteroids or Salmeterol (Trial 1)

Efficacy Variable*	Fluticasone Propionate and Salmeterol Inhalation Powder	Fluticasone Propionate 100 mcg (n = 85)	Salmeterol 50 mcg (n = 86)	Placebo (n = 77)

	100 mcg/50 mcg (n = 87)			
AM PEF (L/min)	393	374	369	382
Baseline	53	17	-2	-24
Change from baseline				
PM PEF (L/min)	418	390	396	398
Baseline	35	18	-7	-13
Change from baseline				

* Change from baseline = change from baseline at Endpoint (last available data).

The subjective impact of asthma on subjects' perception of health was evaluated through use of an instrument called the Asthma Quality of Life Questionnaire (AQLQ) (based on a 7-point scale where 1 = maximum impairment and 7 = none). Subjects receiving fluticasone propionate and salmeterol inhalation powder 100 mcg/50 mcg had clinically meaningful improvements in overall asthma-specific quality of life as defined by a difference between groups of ≥ 0.5 points in change from baseline AQLQ scores (difference in AQLQ score of 1.25 compared with placebo).

Trial 2: Clinical Trial with Fluticasone Propionate and Salmeterol Inhalation Powder 250 mcg/50 mcg: This placebo-controlled, 12-week, U.S. trial compared fluticasone propionate and salmeterol inhalation powder 250 mcg/50 mcg with its individual components, fluticasone propionate 250 mcg and salmeterol 50 mcg, in 349 subjects with asthma using ICS (daily doses of beclomethasone dipropionate 462 to 672 mcg; flunisolide 1,250 to 2,000 mcg; fluticasone propionate inhalation aerosol 440 mcg; or triamcinolone acetonide 1,100 to 1,600 mcg). Baseline FEV₁ measurements were similar across treatments: fluticasone propionate and salmeterol inhalation powder 250 mcg/50 mcg, 2.23 L; fluticasone propionate 250 mcg, 2.12 L; salmeterol, 2.20 L; and placebo, 2.19 L.

Efficacy results in this trial were similar to those observed in Trial 1. Subjects receiving fluticasone propionate and salmeterol inhalation powder 250 mcg/50 mcg had significantly greater improvements in FEV₁ (0.48 L, 23%) compared with fluticasone propionate 250 mcg (0.25 L, 13%), salmeterol (0.05 L, 4%), and placebo (decrease of 0.11 L, decrease of 5%). Statistically significantly fewer subjects receiving fluticasone propionate and salmeterol inhalation powder 250 mcg/50 mcg were withdrawn from this trial for worsening asthma (4%) compared with fluticasone propionate (22%), salmeterol (38%), and placebo (62%). In addition, fluticasone propionate and salmeterol inhalation powder 250 mcg/50 mcg was superior to fluticasone propionate, salmeterol, and placebo for improvements in morning and evening PEF. Subjects receiving fluticasone propionate and salmeterol inhalation powder 250 mcg/50 mcg also had clinically meaningful improvements in overall asthma-specific quality of life as described in Trial 1 (difference in AQLQ score of 1.29 compared with placebo).

Trial 3: Clinical Trial with Fluticasone Propionate and Salmeterol Inhalation Powder 500 mcg/50 mcg: This 28-week, non-U.S. trial compared fluticasone propionate and salmeterol inhalation powder 500 mcg/50 mcg with fluticasone propionate 500 mcg alone and concurrent therapy (salmeterol 50 mcg plus fluticasone propionate 500 mcg administered from separate inhalers) twice daily in 503 subjects with asthma using ICS (daily doses of beclomethasone dipropionate 1,260 to 1,680 mcg; budesonide 1,500 to 2,000 mcg; flunisolide 1,500 to 2,000 mcg; or fluticasone propionate inhalation aerosol 660 to 880 mcg [750 to 1,000 mcg inhalation powder]). The primary efficacy parameter, morning PEF, was collected daily for the first 12 weeks of the trial. The primary purpose of weeks 13 to 28 was to collect safety data.

Baseline PEF measurements were similar across treatments: fluticasone propionate and

salmeterol inhalation powder 500 mcg/50 mcg, 359 L/min; fluticasone propionate 500 mcg, 351 L/min; and concurrent therapy, 345 L/min. Morning PEF improved significantly with fluticasone propionate and salmeterol inhalation powder 500 mcg/50 mcg compared with fluticasone propionate 500 mcg over the 12-week treatment period. Improvements in morning PEF observed with fluticasone propionate and salmeterol inhalation powder 500 mcg/50 mcg were similar to improvements observed with concurrent therapy.

Onset of Action and Progression of Improvement in Asthma Control:The onset of action and progression of improvement in asthma control were evaluated in the 2 placebo-controlled U.S. trials. Following the first dose, the median time to onset of clinically significant bronchodilatation ($\geq 15\%$ improvement in FEV₁) in most subjects was seen within 30 to 60 minutes. Maximum improvement in FEV₁ generally occurred within 3 hours, and clinically significant improvement was maintained for 12 hours (Figure 2). Following the initial dose, predose FEV₁ relative to Day 1 baseline improved markedly over the first week of treatment and continued to improve over the 12 weeks of treatment in both trials. No diminution in the 12-hour bronchodilator effect was observed with either fluticasone propionate and salmeterol inhalation powder 100 mcg/50 mcg (Figures 2 and 3) or fluticasone propionate and salmeterol inhalation powder 250 mcg/50 mcg as assessed by FEV₁ following 12 weeks of therapy.

Figure 2: Percent Change in Serial 12-Hour FEV₁ in Subjects with Asthma Previously Using Either Inhaled Corticosteroids or Salmeterol (Trial 1)

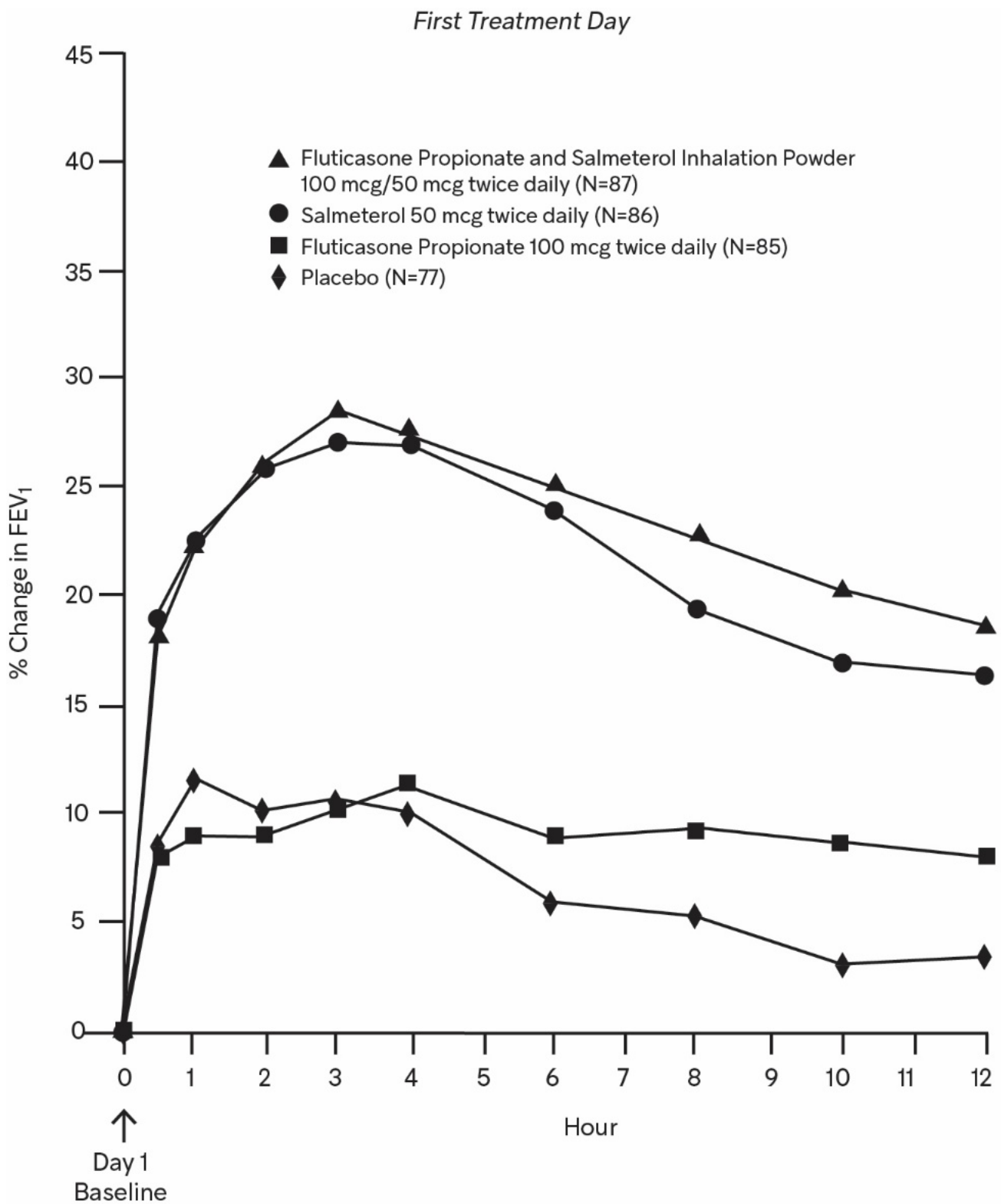
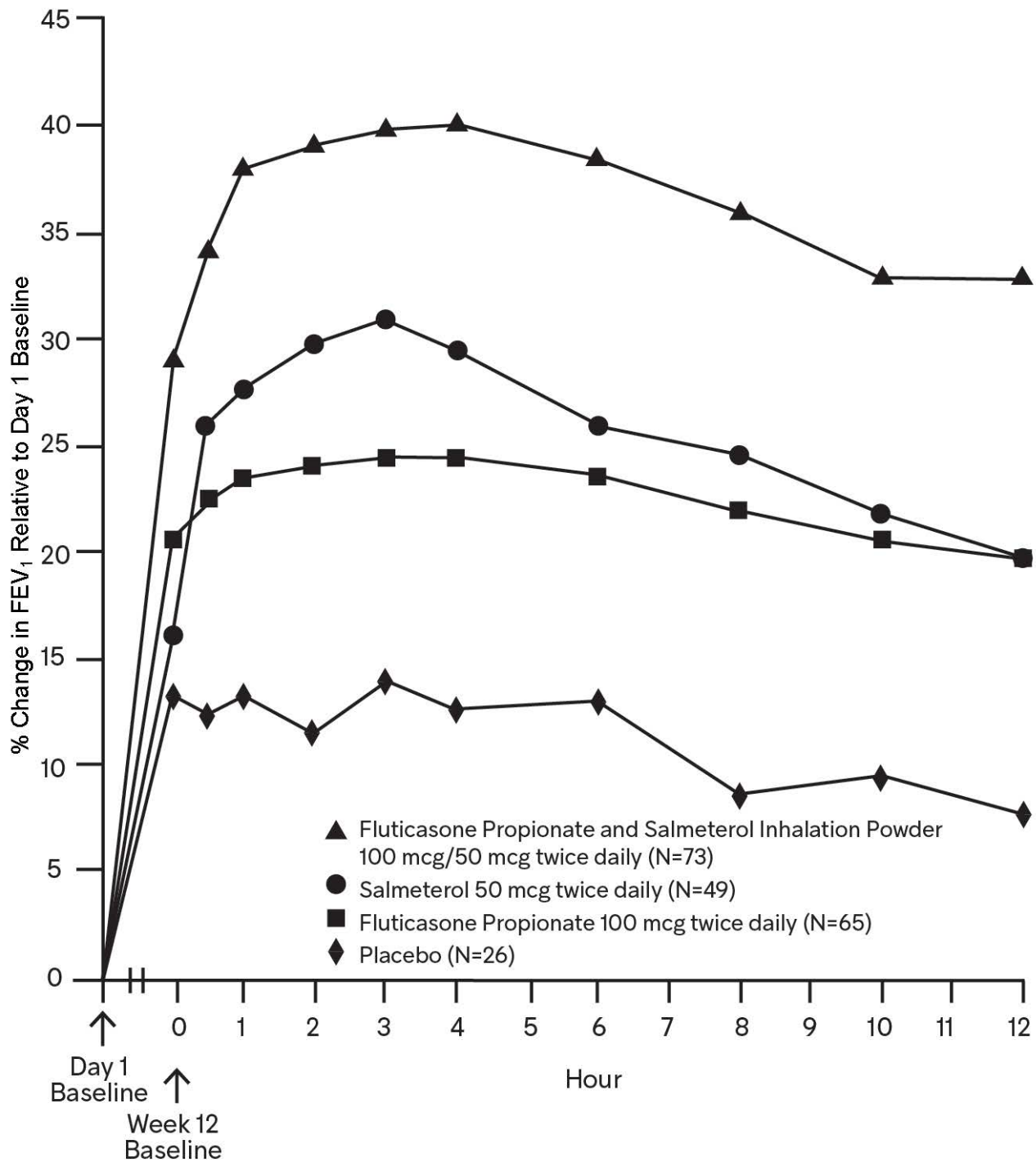


Figure 3: Percent Change in Serial 12-Hour FEV₁ in Subjects with Asthma Previously Using Either Inhaled Corticosteroids or Salmeterol (Trial 1)

Last Treatment Day (Week 12)



Reduction in asthma symptoms and use of rescue VENTOLIN Inhalation Aerosol and improvement in morning and evening PEF also occurred within the first day of treatment with fluticasone propionate and salmeterol inhalation powder, and continued to improve over the 12 weeks of therapy in both trials.

Pediatric Subjects

In a 12-week U.S. trial, fluticasone propionate and salmeterol inhalation powder 100 mcg/50 mcg twice daily was compared with fluticasone propionate inhalation powder 100 mcg twice daily in 203 children with asthma aged 4 to 11 years. At trial entry, the children were symptomatic on low doses of ICS (beclomethasone dipropionate 252 to 336 mcg/day; budesonide 200 to 400 mcg/day; flunisolide 1,000 mcg/day; triamcinolone acetonide 600 to 1,000 mcg/day; or fluticasone propionate 88 to 250 mcg/day). The primary objective of this trial was to determine the safety of fluticasone propionate and salmeterol inhalation powder 100 mcg/50 mcg compared with fluticasone propionate inhalation powder 100 mcg in this age group; however, the trial also included secondary efficacy measures of pulmonary function. Morning predose FEV₁ was obtained at baseline and Endpoint (last available FEV₁ result) in children aged 6 to 11 years. In subjects receiving fluticasone propionate and salmeterol inhalation powder 100 mcg/50 mcg, FEV₁ increased from 1.70 L at baseline (n = 79) to 1.88 L at Endpoint (n = 69) compared with an increase from 1.65 L at baseline (n = 83) to 1.77 L at Endpoint (n = 75) in subjects receiving fluticasone propionate 100 mcg.

The findings of this trial, along with extrapolation of efficacy data from subjects aged 12 years and older, support the overall conclusion that fluticasone propionate and salmeterol inhalation powder 100 mcg/50 mcg is efficacious in the treatment of asthma in subjects aged 4 to 11 years.

Safety and Efficacy Trials Comparing Fluticasone Propionate and Salmeterol Inhalation Powder with Fluticasone Propionate

Serious Asthma-Related Events: Two 26-week, randomized, double-blind, parallel-group, active comparator trials were conducted to compare the safety and efficacy of fluticasone propionate and salmeterol inhalation powder with fluticasone propionate inhalation powder in adult and adolescent subjects (Trial 4, NCT01475721) and in pediatric subjects aged 4 to 11 years (Trial 5, NCT01462344). The primary safety objective of both trials was to evaluate whether the addition of salmeterol xinafoate to fluticasone propionate therapy (fluticasone propionate and salmeterol inhalation powder) was non-inferior to ICS fluticasone propionate in terms of the risk of a serious asthma-related event (hospitalization, endotracheal intubation, and death). The trials were designed to rule out pre-defined risk margins for serious asthma-related events of 2.0 for Trial 4 and 2.7 for Trial 5. A blinded adjudication committee determined whether events were asthma related.

Trial 4 enrolled subjects with moderate to severe persistent asthma with a history of asthma-related hospitalization or at least 1 asthma exacerbation in the previous year treated with systemic corticosteroids. A total of 11,679 adult and adolescent subjects [5,834 receiving fluticasone propionate and salmeterol inhalation powder 100 mcg/50 mcg, fluticasone propionate and salmeterol inhalation powder 250 mcg/50 mcg, or fluticasone propionate and salmeterol inhalation powder 500 mcg/50 mcg and 5,845 receiving fluticasone propionate inhalation powder (100 mcg, 250 mcg, or 500 mcg)] were included. Trial 5 enrolled subjects with a diagnosis of asthma and a history of at least 1 asthma exacerbation in the previous year treated with systemic corticosteroid. A total of 6,208 subjects aged 4 to 11 years [3,107 receiving fluticasone propionate and salmeterol inhalation powder 100 mcg/50 mcg or fluticasone propionate and salmeterol inhalation powder 250 mcg/50 mcg and 3,101 receiving fluticasone propionate inhalation powder (100 mcg or 250 mcg)] were included. In both trials, subjects with life-threatening asthma were excluded. In Trials 4 and 5, fluticasone propionate and salmeterol inhalation powder was non-inferior to fluticasone propionate in terms of time to first serious asthma-related events based on the pre-specified risk margins, with estimated hazard ratios of 1.03 (95% CI: 0.64, 1.66) and 1.29 (95% CI: 0.73, 2.27), respectively (Table 6).

Table 6: Serious Asthma-Related Events in the 26-Week Trials 4 and 5

	Adult and Adolescent Subjects Aged 12 Years and Older (Trial 4)		Pediatric Subjects Aged 4 to 11 Years (Trial 5)	
	Fluticasone Propionate and Salmeterol Inhalation Powder (n = 5,834)	Fluticasone Propionate Inhalation Powder (n = 5,845)	Fluticasone Propionate and Salmeterol Inhalation Powder (n = 3,107)	Fluticasone Propionate Inhalation Powder (n = 3,101)
Serious asthma-related event (hospitalization, endotracheal intubation, and death) *	34 (0.6%)	33 (0.6%)	27 (0.9%)	21 (0.7%)
Hazard ratio (fluticasone propionate and salmeterol/fluticasone propionate)	1.03 (0.64-1.66) †		1.29 (0.73-2.27) †	
Asthma-related death	0	0	0	0
Asthma-related intubation (endotracheal)	0	2	0	0
Asthma-related hospitalization (≥24-hour stay)	34	33	27	21

* Number of subjects with event that occurred within 6 months after the first use of study drug or 7 days after the last date of study drug treatment, whichever date was later. Subjects can have one or more events, but only the first event was counted for analysis. A blinded adjudication committee determined whether events were asthma related.

† The hazard ratio for time to first event was based on a Cox proportional hazards model with a single covariate of treatment (fluticasone propionate and salmeterol vs. fluticasone propionate) and baseline hazards stratified by incoming asthma medication/asthma control status. If the resulting upper 95% CI estimate for the relative risk was <2.0 (Trial 4) or <2.7 (Trial 5), then non-inferiority was concluded.

Effect on Exacerbation: Trials 4 and 5 included time to first exacerbation as a secondary endpoint, where exacerbation was defined as a deterioration of asthma requiring the use of systemic corticosteroids for at least 3 days or an in-patient hospitalization or emergency department visit due to asthma that required systemic corticosteroids. In Trials 4 and 5, the hazard ratio for the time to first asthma exacerbation for fluticasone propionate and salmeterol inhalation powder relative to fluticasone propionate inhalation powder was 0.79 (95% CI: 0.70, 0.89) and 0.86 (95% CI: 0.73, 1.01), respectively. The difference in exacerbations was primarily driven by a reduction in those requiring systemic corticosteroids only.

14.2 Chronic Obstructive Pulmonary Disease

The efficacy of fluticasone propionate and salmeterol inhalation powder 250 mcg/50 mcg and fluticasone propionate and salmeterol inhalation powder 500 mcg/50 mcg in the

treatment of subjects with COPD was evaluated in 6 randomized, double-blind, parallel-group clinical trials in adult subjects aged 40 years and older. These trials were primarily designed to evaluate the efficacy of fluticasone propionate and salmeterol inhalation powder on lung function (3 trials), exacerbations (2 trials), and survival (1 trial).

Lung Function

Two (2) of the 3 clinical trials primarily designed to evaluate the efficacy of fluticasone propionate and salmeterol inhalation powder on lung function were conducted in 1,414 subjects with COPD associated with chronic bronchitis. In these 2 trials, all the subjects had a history of cough productive of sputum that was not attributable to another disease process on most days for at least 3 months of the year for at least 2 years. The trials were randomized, double-blind, parallel-group, 24-week treatment duration. One (1) trial evaluated the efficacy of fluticasone propionate and salmeterol inhalation powder 250 mcg/50 mcg compared with its components fluticasone propionate 250 mcg and salmeterol 50 mcg and with placebo, and the other trial evaluated the efficacy of fluticasone propionate and salmeterol inhalation powder 500 mcg/50 mcg compared with its components fluticasone propionate 500 mcg and salmeterol 50 mcg and with placebo. Trial treatments were inhalation powders given as 1 inhalation from the dry powder inhaler twice daily. Maintenance COPD therapies were discontinued, with the exception of theophylline. The subjects had a mean pre-bronchodilator FEV₁ of 41% and 20% reversibility at trial entry. Percent reversibility was calculated as 100 times (FEV₁post-albuterol minus FEV₁pre-albuterol)/FEV₁pre-albuterol.

Improvements in lung function (as defined by predose and postdose FEV₁) were significantly greater with fluticasone propionate and salmeterol inhalation powder than with fluticasone propionate, salmeterol, or placebo. The improvement in lung function with fluticasone propionate and salmeterol inhalation powder 500 mcg/50 mcg was similar to the improvement seen with fluticasone propionate and salmeterol inhalation powder 250 mcg/50 mcg.

Figures 4 and 5 display predose and 2-hour postdose, respectively, FEV₁ results for the trial with fluticasone propionate and salmeterol inhalation powder 250 mcg/50 mcg. To account for subject withdrawals during the trial, FEV₁ at Endpoint (last evaluable FEV₁) was evaluated. Subjects receiving fluticasone propionate and salmeterol inhalation powder 250 mcg/50 mcg had significantly greater improvements in predose FEV₁ at Endpoint (165 mL, 17%) compared with salmeterol 50 mcg (91 mL, 9%) and placebo (1 mL, 1%), demonstrating the contribution of fluticasone propionate to the improvement in lung function with fluticasone propionate and salmeterol inhalation powder (Figure 4). Subjects receiving fluticasone propionate and salmeterol inhalation powder 250 mcg/50 mcg had significantly greater improvements in postdose FEV₁ at Endpoint (281 mL, 27%) compared with fluticasone propionate 250 mcg (147 mL, 14%) and placebo (58 mL, 6%), demonstrating the contribution of salmeterol to the improvement in lung function with fluticasone propionate and salmeterol inhalation powder (Figure 5).

Figure 4: Predose FEV₁: Mean Percent Change from Baseline in Subjects with Chronic Obstructive Pulmonary Disease

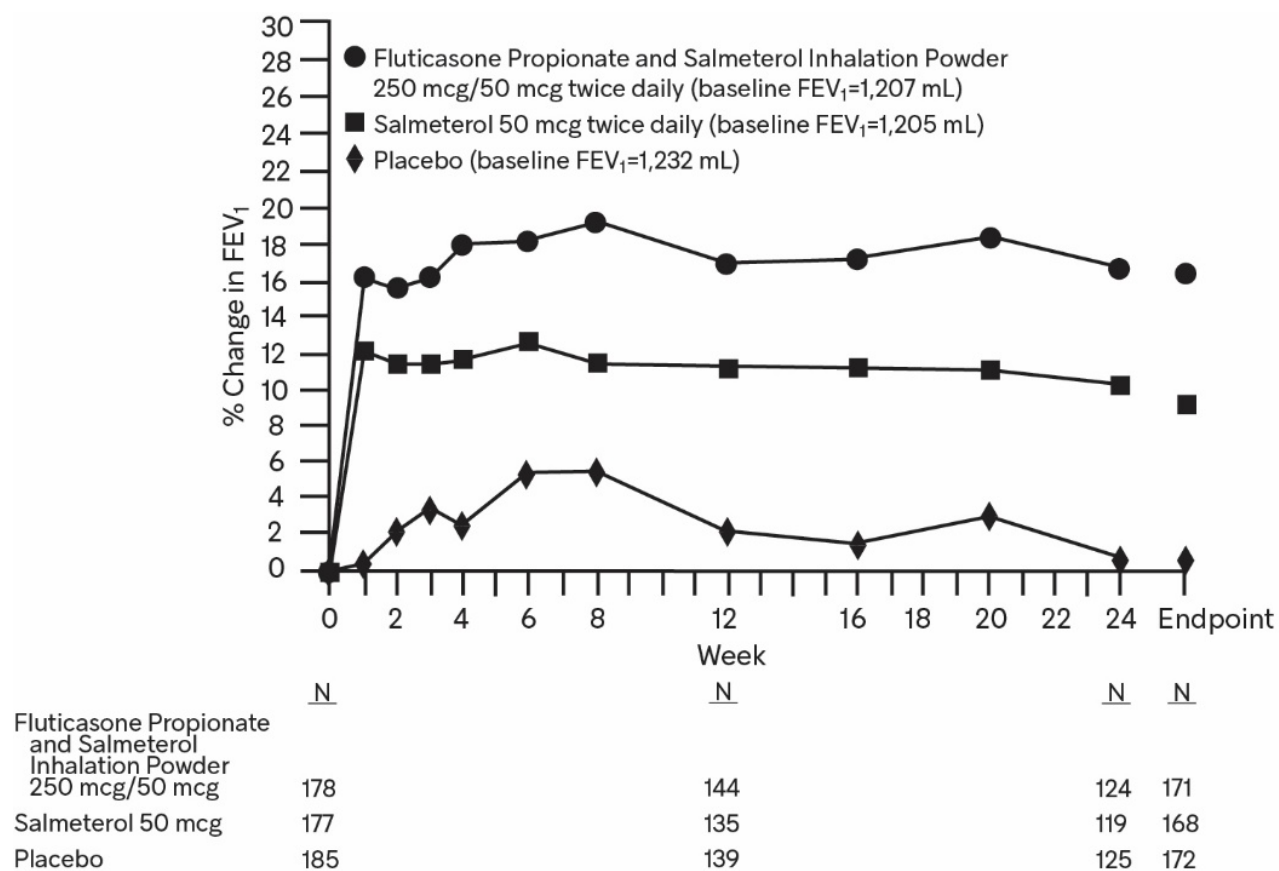
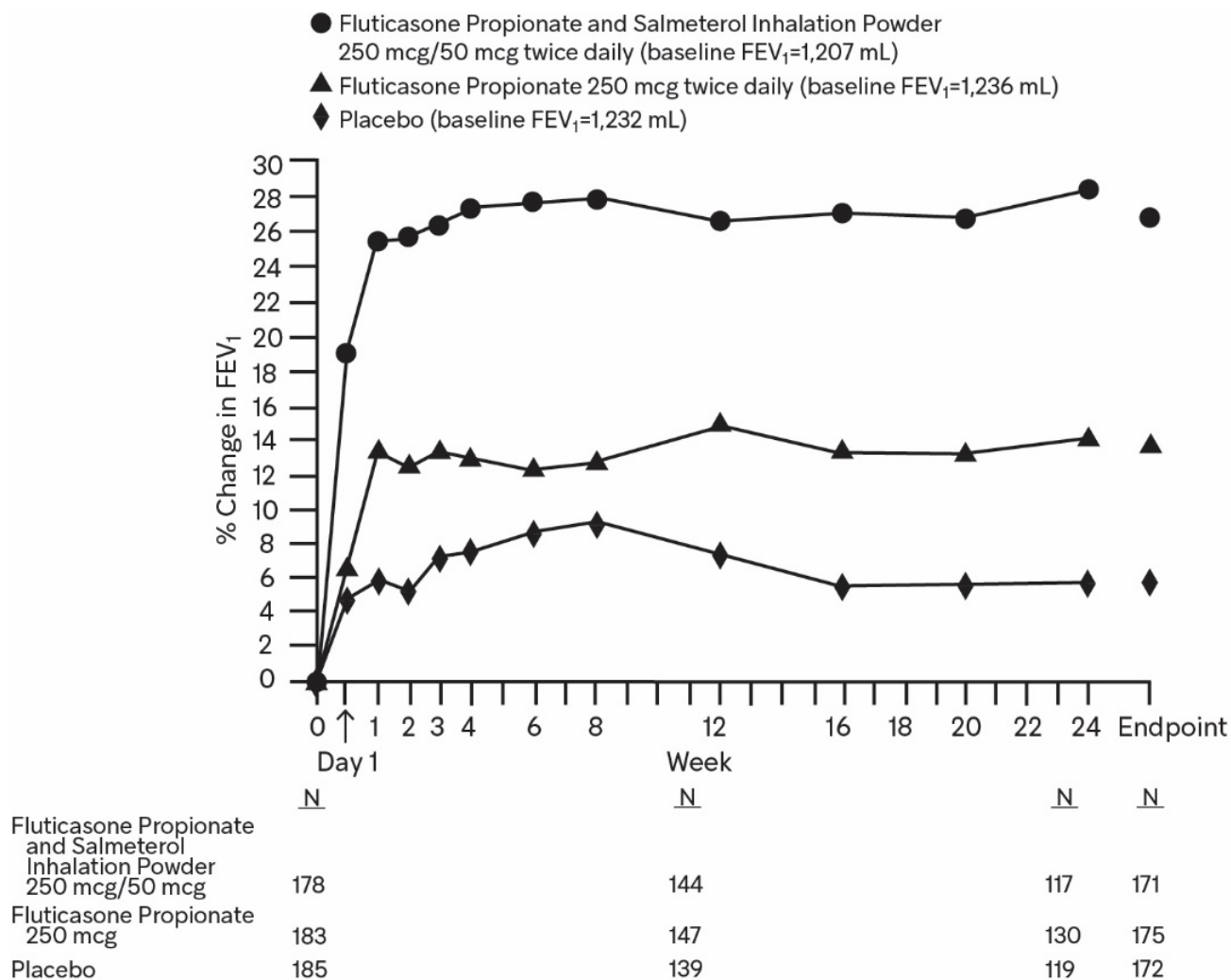


Figure 5: Two-Hour Postdose FEV₁: Mean Percent Changes from Baseline over Time in Subjects with Chronic Obstructive Pulmonary Disease



The third trial was a 1-year trial that evaluated fluticasone propionate and salmeterol inhalation powder 500 mcg/50 mcg, fluticasone propionate 500 mcg, salmeterol 50 mcg, and placebo in 1,465 subjects. The subjects had an established history of COPD and exacerbations, a pre-bronchodilator FEV₁ < 70% of predicted at trial entry, and 8.3% reversibility. The primary endpoint was the comparison of pre-bronchodilator FEV₁ in the groups receiving fluticasone propionate and salmeterol inhalation powder 500 mcg/50 mcg or placebo. Subjects treated with fluticasone propionate and salmeterol inhalation powder 500 mcg/50 mcg had greater improvements in FEV₁ (113 mL, 10%) compared with fluticasone propionate 500 mcg (7 mL, 2%), salmeterol (15 mL, 2%), and placebo (-60 mL, -3%).

Exacerbations

Two (2) trials were primarily designed to evaluate the effect of fluticasone propionate and salmeterol inhalation powder 250 mcg/50 mcg on exacerbations. In these 2 trials, exacerbations were defined as worsening of 2 or more major symptoms (dyspnea, sputum volume, and sputum purulence) or worsening of any 1 major symptom together with any 1 of the following minor symptoms: sore throat, colds (nasal discharge and/or nasal congestion), fever without other cause, and increased cough or wheeze for at least 2 consecutive days. COPD exacerbations were considered of moderate severity if treatment with systemic corticosteroids and/or antibiotics was required and were considered severe if hospitalization was required.

Exacerbations were also evaluated as a secondary outcome in the 1- and 3-year trials

with fluticasone propionate and salmeterol inhalation powder 500 mcg/50 mcg. There was not a symptomatic definition of exacerbation in these 2 trials. Exacerbations were defined in terms of severity requiring treatment with antibiotics and/or systemic corticosteroids (moderately severe) or requiring hospitalization (severe).

The 2 exacerbation trials with fluticasone propionate and salmeterol inhalation powder 250 mcg/50 mcg were identical trials designed to evaluate the effect of fluticasone propionate and salmeterol inhalation powder 250 mcg/50 mcg and salmeterol 50 mcg, each given twice daily, on exacerbations of COPD over a 12-month period. A total of 1,579 subjects had an established history of COPD (but no other significant respiratory disorders). Subjects had a pre-bronchodilator FEV₁ of 33% of predicted, a mean reversibility of 23% at baseline, and a history of ≥ 1 COPD exacerbation in the previous year that was moderate or severe. All subjects were treated with fluticasone propionate and salmeterol inhalation powder 250 mcg/50 mcg twice daily during a 4-week run-in period prior to being assigned trial treatment with twice-daily fluticasone propionate and salmeterol inhalation powder 250 mcg/50 mcg or salmeterol 50 mcg. In both trials, treatment with fluticasone propionate and salmeterol inhalation powder 250 mcg/50 mcg resulted in a significantly lower annual rate of moderate/severe COPD exacerbations compared with salmeterol (30.5% reduction [95% CI: 17.0, 41.8], $P < 0.001$) in the first trial and (30.4% reduction [95% CI: 16.9, 41.7], $P < 0.001$) in the second trial. Subjects treated with fluticasone propionate and salmeterol inhalation powder 250 mcg/50 mcg also had a significantly lower annual rate of exacerbations requiring treatment with oral corticosteroids compared with subjects treated with salmeterol (39.7% reduction [95% CI: 22.8, 52.9], $P < 0.001$) in the first trial and (34.3% reduction [95% CI: 18.6, 47.0], $P < 0.001$) in the second trial. Secondary endpoints including pulmonary function and symptom scores improved more in subjects treated with fluticasone propionate and salmeterol inhalation powder 250 mcg/50 mcg than with salmeterol 50 mcg in both trials.

Exacerbations were evaluated in the 1- and the 3-year trials with fluticasone propionate and salmeterol inhalation powder 500 mcg/50 mcg as 1 of the secondary efficacy endpoints. In the 1-year trial, the group receiving fluticasone propionate and salmeterol inhalation powder 500 mcg/50 mcg had a significantly lower rate of moderate and severe exacerbations compared with placebo (25.4% reduction compared with placebo [95% CI: 13.5, 35.7]) but not when compared with its components (7.5% reduction compared with fluticasone propionate [95% CI: -7.3, 20.3] and 7% reduction compared with salmeterol [95% CI: -8.0, 19.9]). In the 3-year trial, the group receiving fluticasone propionate and salmeterol inhalation powder 500 mcg/50 mcg had a significantly lower rate of moderate and severe exacerbations compared with each of the other treatment groups (25.1% reduction compared with placebo [95% CI: 18.6, 31.1], 9.0% reduction compared with fluticasone propionate [95% CI: 1.2, 16.2], and 12.2% reduction compared with salmeterol [95% CI: 4.6, 19.2]).

There were no trials conducted to directly compare the efficacy of fluticasone propionate and salmeterol inhalation powder 250 mcg/50 mcg with fluticasone propionate and salmeterol inhalation powder 500 mcg/50 mcg on exacerbations. Across trials, the reduction in exacerbations seen with fluticasone propionate and salmeterol inhalation powder 500 mcg/50 mcg was not greater than the reduction in exacerbations seen with fluticasone propionate and salmeterol inhalation powder 250 mcg/50 mcg.

Survival

A 3-year multicenter, international trial evaluated the efficacy of fluticasone propionate and salmeterol inhalation powder 500 mcg/50 mcg compared with fluticasone propionate 500 mcg, salmeterol 50 mcg, and placebo on survival in 6,112 subjects with COPD. During the trial subjects were permitted usual COPD therapy with the exception of other ICS and long-acting bronchodilators. The subjects were aged 40 to 80 years

with an established history of COPD, a pre-bronchodilator FEV₁ <60% of predicted at trial entry, and <10% of predicted reversibility. Each subject who withdrew from double-blind treatment for any reason was followed for the full 3-year trial period to determine survival status. The primary efficacy endpoint was all-cause mortality. Survival with fluticasone propionate and salmeterol inhalation powder 500 mcg/50 mcg was not significantly improved compared with placebo or the individual components (all-cause mortality rate 12.6% fluticasone propionate and salmeterol inhalation powder versus 15.2% placebo). The rates for all-cause mortality were 13.5% and 16.0% in the groups treated with salmeterol 50 mcg and fluticasone propionate 500 mcg, respectively. Secondary outcomes, including pulmonary function (post-bronchodilator FEV₁), improved with fluticasone propionate and salmeterol inhalation powder 500 mcg/50 mcg, salmeterol 50 mcg, and fluticasone propionate 500 mcg compared with placebo.

16 HOW SUPPLIED/STORAGE AND HANDLING

Fluticasone Propionate and Salmeterol Inhalation Powder, USP

100 mcg/50 mcg is supplied as a disposable gray plastic inhaler containing a foil blister strip with 60 blisters. The inhaler is packaged in a plastic-coated, moisture-protective foil pouch (NDC 0054-0326-56).

NDC: 70518-4406-00

PACKAGING: 1 in 1 CARTON, 1 in 1 POUCH, 50 in 1 INHALER TYPE 2

Store at 20° to 25°C (68° to 77°F). [See USP Controlled Room Temperature.] Store in a dry place away from direct heat or sunlight. Keep out of reach of children.

Fluticasone propionate and salmeterol inhalation powder should be stored inside the unopened moisture-protective foil pouch and only removed from the pouch immediately before initial use. Discard fluticasone propionate and salmeterol inhalation powder 1 month after opening the foil pouch or when the counter reads "0" (after all blisters have been used), whichever comes first. The inhaler is not reusable. Do not attempt to take the inhaler apart.

Repackaged and Distributed By:

Remedy Repack, Inc.

625 Kolter Dr. Suite #4 Indiana, PA 1-724-465-8762

17 PATIENT COUNSELING INFORMATION

Advise the patient to read the FDA-approved patient labeling (Patient Information and Instructions for Use).

Serious Asthma-Related Events

Inform patients with asthma that LABA when used alone increases the risk of asthma-related hospitalization or asthma-related death. Available data show that when ICS and LABA are used together, such as with fluticasone propionate and salmeterol inhalation powder, there is not a significant increase in the risk of these events.

Not for Acute Symptoms

Inform patients that fluticasone propionate and salmeterol inhalation powder is not meant to relieve acute asthma symptoms or exacerbations of COPD and extra doses should not be used for that purpose. Advise patients to treat acute symptoms with an inhaled, short-acting beta₂-agonist such as albuterol. Provide patients with such

medication and instruct them in how it should be used.

Instruct patients to seek medical attention immediately if they experience any of the following:

- Decreasing effectiveness of inhaled, short-acting beta₂-agonists
- Need for more inhalations than usual of inhaled, short-acting beta₂-agonists
- Significant decrease in lung function as outlined by the physician

Tell patients they should not stop therapy with fluticasone propionate and salmeterol inhalation powder without physician/provider guidance since symptoms may recur after discontinuation.

Do Not Use Additional Long-acting Beta₂-agonists

Instruct patients not to use other LABA for asthma and COPD.

Local Effects

Inform patients that localized infections with *Candida albicans* occurred in the mouth and pharynx in some patients. If oropharyngeal candidiasis develops, treat it with appropriate local or systemic (i.e., oral) antifungal therapy while still continuing therapy with fluticasone propionate and salmeterol inhalation powder, but at times therapy with fluticasone propionate and salmeterol inhalation powder may need to be temporarily interrupted under close medical supervision. Advise patients to rinse the mouth with water without swallowing after inhalation to help reduce the risk of thrush.

Pneumonia

Patients with COPD have a higher risk of pneumonia; instruct them to contact their healthcare providers if they develop symptoms of pneumonia.

Immunosuppression

Warn patients who are on immunosuppressant doses of corticosteroids to avoid exposure to chickenpox or measles and, if exposed, to consult their physicians without delay. Inform patients of potential worsening of existing tuberculosis; fungal, bacterial, viral, or parasitic infections; or ocular herpes simplex.

Hypercorticism and Adrenal Suppression

Advise patients that fluticasone propionate and salmeterol inhalation powder may cause systemic corticosteroid effects of hypercorticism and adrenal suppression. Additionally, inform patients that deaths due to adrenal insufficiency have occurred during and after transfer from systemic corticosteroids. Patients should taper slowly from systemic corticosteroids if transferring to fluticasone propionate and salmeterol inhalation powder.

Immediate Hypersensitivity Reactions

Advise patients that immediate hypersensitivity reactions (e.g., urticaria, angioedema, rash, bronchospasm, hypotension), including anaphylaxis, may occur after administration of fluticasone propionate and salmeterol inhalation powder. Patients should discontinue fluticasone propionate and salmeterol inhalation powder if such reactions occur. There have been reports of anaphylactic reactions in patients with severe milk protein allergy after inhalation of powder products containing lactose; therefore, patients with severe milk protein allergy should not take fluticasone propionate and salmeterol inhalation powder.

Reduction in Bone Mineral Density

Advise patients who are at an increased risk for decreased BMD that the use of

corticosteroids may pose an additional risk.

Reduced Growth Velocity

Inform patients that orally inhaled corticosteroids, including fluticasone propionate, may cause a reduction in growth velocity when administered to pediatric patients. Physicians should closely follow the growth of children and adolescents taking corticosteroids by any route.

Glaucoma and Cataracts

Advise patients that long-term use of ICS may increase the risk of some eye problems (cataracts or glaucoma); consider regular eye examinations.

Risks Associated with Beta-agonist Therapy

Inform patients of adverse effects associated with beta₂-agonists, such as palpitations, chest pain, rapid heart rate, tremor, or nervousness.

The listed brands are trademarks of their respective owners.

Repackaged By / Distributed By: RemedyRepack Inc.

625 Kolter Drive, Indiana, PA 15701

(724) 465-8762

PATIENT INFORMATION

PATIENT INFORMATION

Fluticasone Propionate and Salmeterol Inhalation Powder (floo tik' a sone proe' pee oh nate and sal mee' ter ol) for oral inhalation Rx only

What is fluticasone propionate and salmeterol inhalation powder?

- Fluticasone propionate and salmeterol inhalation powder combines the inhaled corticosteroid (ICS) medicine fluticasone propionate and the long-acting beta₂-adrenergic agonist (LABA) medicine salmeterol.
 - ICS medicines such as fluticasone propionate help to decrease inflammation in the lungs. Inflammation in the lungs can lead to breathing problems.
 - LABA medicines such as salmeterol help the muscles around the airways in your lungs stay relaxed to prevent symptoms, such as wheezing, cough, chest tightness, and shortness of breath. These symptoms can happen when the muscles around the airways tighten. This makes it hard to breathe.
- **Fluticasone propionate and salmeterol inhalation powder is not used to relieve sudden breathing problems** and will not replace a rescue inhaler.
- It is not known if fluticasone propionate and salmeterol inhalation powder is safe and effective in children younger than 4 years.
- Fluticasone propionate and salmeterol inhalation powder is used for asthma and COPD as follows:
- **Asthma:**

- Fluticasone propionate and salmeterol inhalation powder is a prescription medicine used to control symptoms of asthma and to prevent symptoms such as wheezing in adults and children aged 4 years and older.
- Fluticasone propionate and salmeterol inhalation powder contains salmeterol, the same medicine found in SEREVENT DISKUS (salmeterol xinafoate inhalation powder). LABA medicines such as salmeterol when used alone increase the risk of hospitalizations and death from asthma problems. Fluticasone propionate and salmeterol inhalation powder contains an ICS and a LABA. When an ICS and LABA are used together, there is not a significant increased risk in hospitalizations and death from asthma problems.
- Fluticasone propionate and salmeterol inhalation powder is not for adults and children with asthma who are well controlled with an asthma control medicine, such as a low to medium dose of an ICS medicine. Fluticasone propionate and salmeterol inhalation powder is for adults and children with asthma who need both an ICS and LABA medicine.
- **COPD:**
- Fluticasone propionate and salmeterol inhalation powder 250 mcg/50 mcg is a prescription medicine used to treat COPD. COPD is a chronic lung disease that includes chronic bronchitis, emphysema, or both. Fluticasone propionate and salmeterol inhalation powder 250 mcg/50 mcg is used long term as 1 inhalation 2 times each day to improve symptoms of COPD for better breathing and to reduce the number of flare-ups (the worsening of your COPD symptoms for several days).

Do not use fluticasone propionate and salmeterol inhalation powder:

- to relieve sudden breathing problems.
- as a rescue inhaler.
- if you have a severe allergy to milk proteins. Ask your healthcare provider if you are not sure.
- if you are allergic to fluticasone propionate, salmeterol, or any of the ingredients in fluticasone propionate and salmeterol inhalation powder. See the end of this Patient Information for a complete list of ingredients in fluticasone propionate and salmeterol inhalation powder.

Before using fluticasone propionate and salmeterol inhalation powder, tell your healthcare provider about all of your medical conditions, including if you:

- have heart problems.
- have high blood pressure.
- have seizures.
- have thyroid problems.
- have diabetes.
- have liver problems.
- have weak bones (osteoporosis).
- have an immune system problem.
- have or have had eye problems such as glaucoma, increased

pressure in your eye, cataracts, or other changes in vision.

- are allergic to milk proteins.
- have any type of viral, bacterial, or fungal infection.
- are exposed to chickenpox or measles.
- are pregnant or plan to become pregnant. It is not known if fluticasone propionate and salmeterol inhalation powder may harm your unborn baby.
- are breastfeeding. It is not known if the medicines in fluticasone propionate and salmeterol inhalation powder pass into your milk and if they can harm your baby.

Tell your healthcare provider about all the medicines you take, including prescription and over-the-counter medicines, vitamins, and herbal supplements. Fluticasone propionate and salmeterol inhalation powder and certain other medicines may interact with each other. This may cause serious side effects. Especially tell your healthcare provider if you take antifungal or anti-HIV medicines. Know the medicines you take. Keep a list of them to show your healthcare provider and pharmacist when you get a new medicine.

How should I use fluticasone propionate and salmeterol inhalation powder?

Read the step-by-step instructions for using fluticasone propionate and salmeterol inhalation powder at the end of this Patient Information.

- **Do not** use fluticasone propionate and salmeterol inhalation powder unless your healthcare provider has taught you how to use the inhaler and you understand how to use it correctly.
- Children should use fluticasone propionate and salmeterol inhalation powder with an adult's help, as instructed by the child's healthcare provider.
- Fluticasone propionate and salmeterol inhalation powder comes in 3 different strengths. Your healthcare provider prescribed the strength that is best for you.
- Use fluticasone propionate and salmeterol inhalation powder exactly as your healthcare provider tells you to use it. **Do not** use fluticasone propionate and salmeterol inhalation powder more often than prescribed.
- Use 1 inhalation of fluticasone propionate and salmeterol inhalation powder 2 times each day. Use fluticasone propionate and salmeterol inhalation powder at the same time each day, about 12 hours apart.
- If you miss a dose of fluticasone propionate and salmeterol inhalation powder, just skip that dose. Take your next dose at your usual time. Do not take 2 doses at 1 time.
- If you take too much fluticasone propionate and salmeterol inhalation powder, call your healthcare provider or go to the nearest hospital emergency room right away if you have any unusual symptoms, such as worsening shortness of breath, chest pain, increased heart rate, or shakiness.
- **Do not use other medicines that contain a LABA for any reason.** Ask your healthcare provider or pharmacist if any of your other medicines are LABA medicines.

- **Do not** stop using fluticasone propionate and salmeterol inhalation powder, even if you are feeling better, unless your healthcare provider tells you to.
- **Fluticasone propionate and salmeterol inhalation powder does not relieve sudden breathing problems.** Always have a rescue inhaler with you to treat sudden symptoms. If you do not have a rescue inhaler, call your healthcare provider to have one prescribed for you.
- Rinse your mouth with water **without swallowing** after each dose of fluticasone propionate and salmeterol inhalation powder. This will help lessen the chance of getting a yeast infection (thrush) in your mouth and throat.
- Call your healthcare provider or get medical care right away if:
 - your breathing problems get worse.
 - you need to use your rescue inhaler more often than usual.
 - your rescue inhaler does not work as well to relieve your symptoms.
 - you need to use 4 or more inhalations of your rescue inhaler in 24 hours for 2 or more days in a row.
 - you use 1 whole canister of your rescue inhaler in 8 weeks.
 - your peak flow meter results decrease. Your healthcare provider will tell you the numbers that are right for you.
 - you have asthma and your symptoms do not improve after using fluticasone propionate and salmeterol inhalation powder regularly for 1 week.

What are the possible side effects of fluticasone propionate and salmeterol inhalation powder?

Fluticasone propionate and salmeterol inhalation powder can cause serious side effects, including:

- **fungal infection in your mouth or throat (thrush).** Rinse your mouth with water **without swallowing** after using fluticasone propionate and salmeterol inhalation powder to help reduce your chance of getting thrush.
- **pneumonia.** People with COPD have a higher chance of getting pneumonia. Fluticasone propionate and salmeterol inhalation powder may increase the chance of you getting pneumonia. Call your healthcare provider right away if you have any of the following symptoms:
 - increase in mucus (sputum) production
 - change in mucus color
 - fever
 - chills
 - increased cough
 - increased breathing problems
- **weakened immune system and increased chance of getting infections (immunosuppression).**
- **reduced adrenal function (adrenal insufficiency).** Adrenal insufficiency is a condition where the adrenal glands do not make enough steroid hormones. This can happen when you

stop taking oral corticosteroid medicines (such as prednisone) and start taking a medicine containing an inhaled steroid (such as fluticasone propionate and salmeterol inhalation powder). During this transition period, when your body is under stress such as from fever, trauma (such as a car accident), infection, surgery, or worse COPD symptoms, adrenal insufficiency can get worse and may cause death.

- Symptoms of adrenal insufficiency include:
 - feeling tired
 - lack of energy
 - weakness
 - nausea and vomiting
 - low blood pressure (hypotension)
- **sudden breathing problems immediately after inhaling your medicine.** If you have sudden breathing problems immediately after inhaling your medicine, stop using fluticasone propionate and salmeterol inhalation powder and call your healthcare provider right away.
- **serious allergic reactions.** Call your healthcare provider or get emergency medical care if you get any of the following symptoms of a serious allergic reaction:
 - rash
 - hives
 - swelling of your face, mouth, and tongue
 - breathing problems
- **effects on heart.**
 - increased blood pressure
 - a fast or irregular heartbeat
 - chest pain
- **effects on nervous system.**
 - tremor
 - nervousness
- **bone thinning or weakness (osteoporosis).**
- **slowed growth in children.** Your child's growth should be checked regularly by the healthcare provider while using fluticasone propionate and salmeterol inhalation powder.
- **eye problems** including glaucoma, increased pressure in your eye, cataracts, or other changes in vision. You should have regular eye exams while using fluticasone propionate and salmeterol inhalation powder.
- **changes in laboratory blood levels (sugar, potassium, certain types of white blood cells).**

Common side effects of fluticasone propionate and salmeterol inhalation powder include:

Asthma:

- - upper respiratory tract infection
 - throat irritation
 - hoarseness and voice changes
 - thrush in your mouth or throat. Rinse your mouth with water without swallowing after use to help prevent this.
 - bronchitis
 - cough
 - headache
 - nausea and vomiting

In children with asthma, infections in the ear, nose, and throat are common.

COPD:

- thrush in your mouth or throat. Rinse your mouth with water without swallowing after use to help prevent this.
- throat irritation
- hoarseness and voice changes
- viral respiratory infections
- headache
- muscle and bone pain

These are not all the possible side effects of fluticasone propionate and salmeterol inhalation powder. Call your doctor for medical advice about side effects. You may report side effects to FDA at 1-800-FDA-1088.

How should I store fluticasone propionate and salmeterol inhalation powder?

- Store fluticasone propionate and salmeterol inhalation powder at room temperature between 68°F and 77°F (20°C and 25°C). Keep in a dry place away from heat and sunlight.
- Store fluticasone propionate and salmeterol inhalation powder in the unopened foil pouch and only open when ready for use.
- Safely throw away fluticasone propionate and salmeterol inhalation powder in the trash 1 month after you open the foil pouch or when the counter reads **0**, whichever comes first.

Keep fluticasone propionate and salmeterol inhalation powder and all medicines out of the reach of children.

General information about the safe and effective use of fluticasone propionate and salmeterol inhalation powder.

Medicines are sometimes prescribed for purposes other than those listed in a Patient Information leaflet. Do not use fluticasone propionate and salmeterol inhalation powder for a condition for which it was not prescribed. Do not give fluticasone propionate and salmeterol inhalation powder to other people, even if they have the same symptoms that you have. It may harm them.

You can ask your healthcare provider or pharmacist for information about fluticasone propionate and salmeterol inhalation powder that

was written for health professionals.

What are the ingredients in fluticasone propionate and salmeterol inhalation powder, USP?

Active ingredients: fluticasone propionate, USP and salmeterol xinafoate, USP

Inactive ingredient: lactose monohydrate (contains milk proteins)
For more information, call Hikma Pharmaceuticals USA Inc. at 1-800-962-8364.

The brands listed are trademarks of their respective owners.

This Patient Information has been approved by the U.S. Food and Drug Administration

Repackaged and Distributed By:

Remedy Repack, Inc.

625 Kolter Dr. Suite #4 Indiana, PA 1-724-465-8762

INSTRUCTIONS FOR USE

INSTRUCTIONS FOR USE

**Fluticasone Propionate and Salmeterol Inhalation Powder
(floo tik' a sone proe' pee oh nate and sal mee' ter ol)
for oral inhalation
Rx only**

Read this Instructions for Use before you start using fluticasone propionate and salmeterol inhalation powder and each time you get a refill. There may be new information. This information does not take the place of talking to your healthcare provider about your medical condition or treatment.

Your fluticasone propionate and salmeterol inhalation powder inhaler



Figure A

Important information about your fluticasone propionate and salmeterol inhalation powder inhaler:

- **Fluticasone propionate and salmeterol inhalation powder is for oral inhalation use only.**

- Take fluticasone propionate and salmeterol inhalation powder out of the foil pouch just before you use it for the first time. Safely throw away the pouch. The inhaler will be in the closed position.
- Write the date you opened the foil pouch in the first blank line on the label. **See Figure A.**
- Write the “use by” date in the second blank line on the label. **See Figure A.** That date is 1 month after the date you wrote in the first line.
- The counter should read **60**.

How to use your fluticasone propionate and salmeterol inhalation powder inhaler

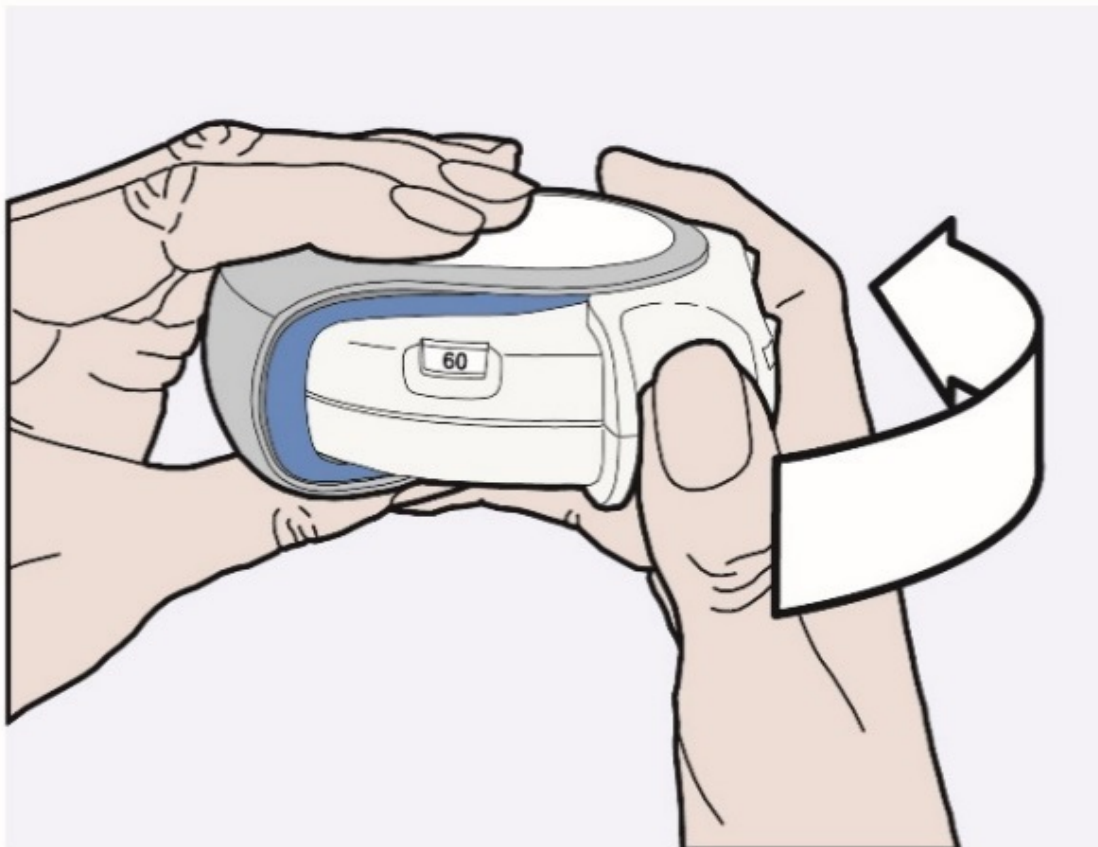
Follow these steps every time you use fluticasone propionate and salmeterol inhalation powder.

Step 1. Open your fluticasone propionate and salmeterol inhalation powder.

- Hold the inhaler in your left hand and place the thumb of your right hand in the thumb grip. Push the thumb grip away from you as far as it will go until the mouthpiece shows and snaps into place. **See Figure B.**

Step 2. Slide the lever until you hear it click.

- **Hold the inhaler in a level, flat position** with the mouthpiece towards you. Slide the lever away from the mouthpiece as far as it will go until it **clicks**. **See Figure C.**



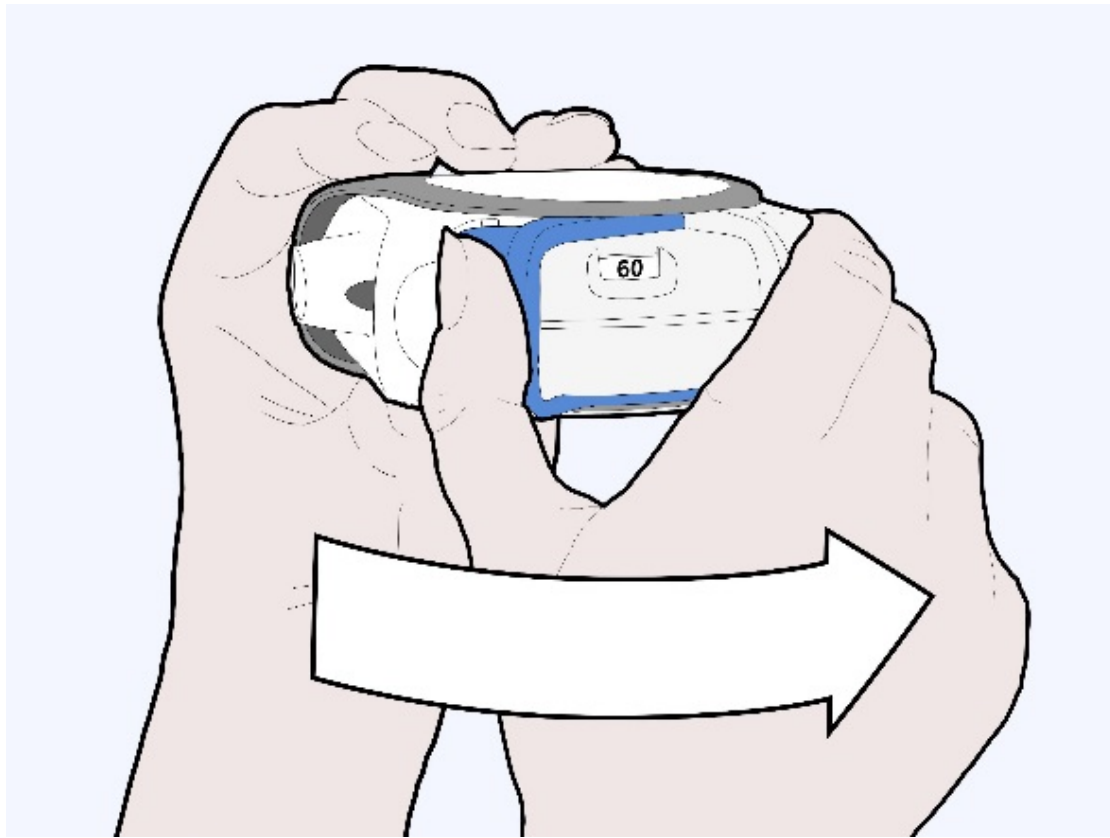


Figure B Figure C

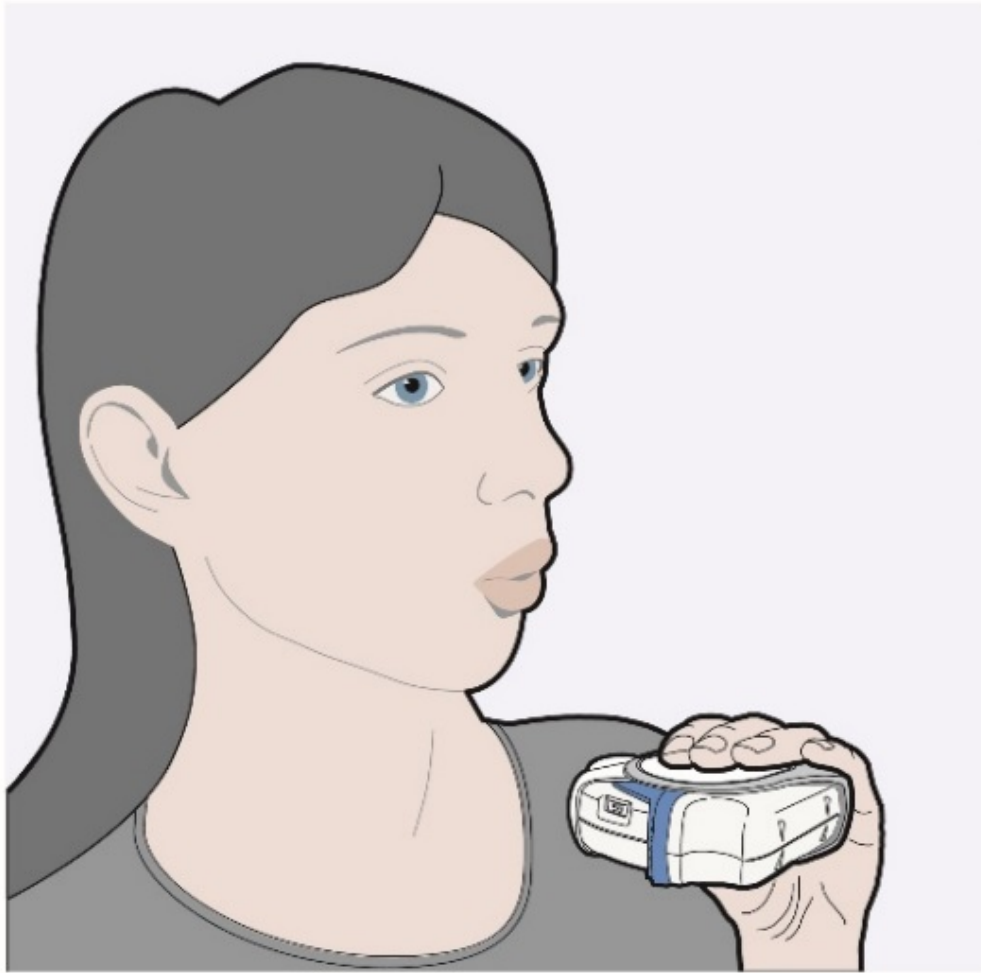
- The number on the counter will count down by 1. The inhaler is now ready to use.

Follow the instructions below so you will not accidentally waste a dose:

- **Do not** close the inhaler.
- **Do not** tilt the inhaler.
- **Do not** move the lever on the inhaler.

Step 3. Inhale your medicine.

- Before you breathe in your dose from the inhaler, breathe out (exhale) as long as you can while you hold the inhaler level and away from your mouth. **See Figure D.** Do not breathe into the mouthpiece.
- Put the mouthpiece to your lips. **See Figure E.** Breathe in quickly and deeply through the inhaler. Do not breathe in through your nose.



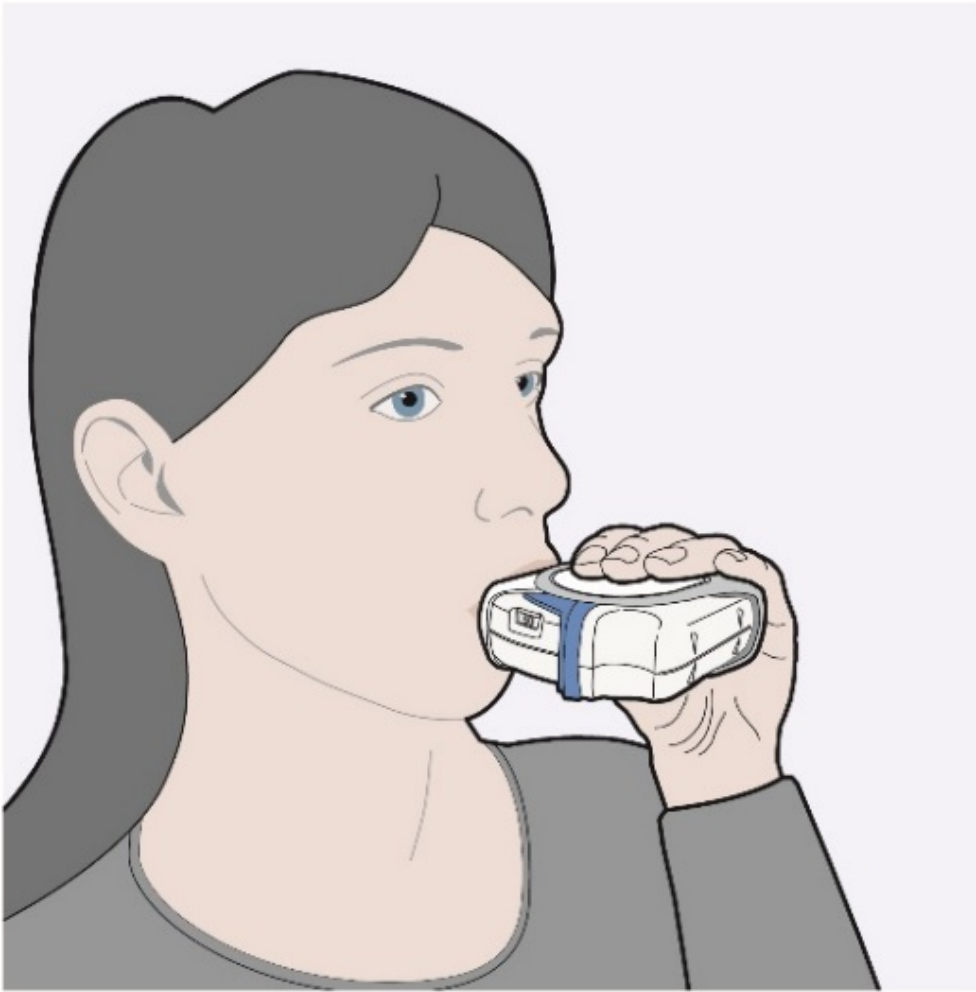


Figure D Figure E

- Remove the inhaler from your mouth **and hold your breath for about 10 seconds**, or for as long as is comfortable for you.
- **Breathe out slowly as long as you can. See Figure D.**
- The inhaler delivers your dose of medicine as a very fine powder that you may or may not taste or feel. **Do not** take an extra dose from the inhaler even if you do not taste or feel the medicine.

Step 4. Close the inhaler.

- Place your thumb in the thumb grip and slide it back towards you as far as it will go. **See Figure F.** Make sure the inhaler clicks shut and you cannot see the mouthpiece.

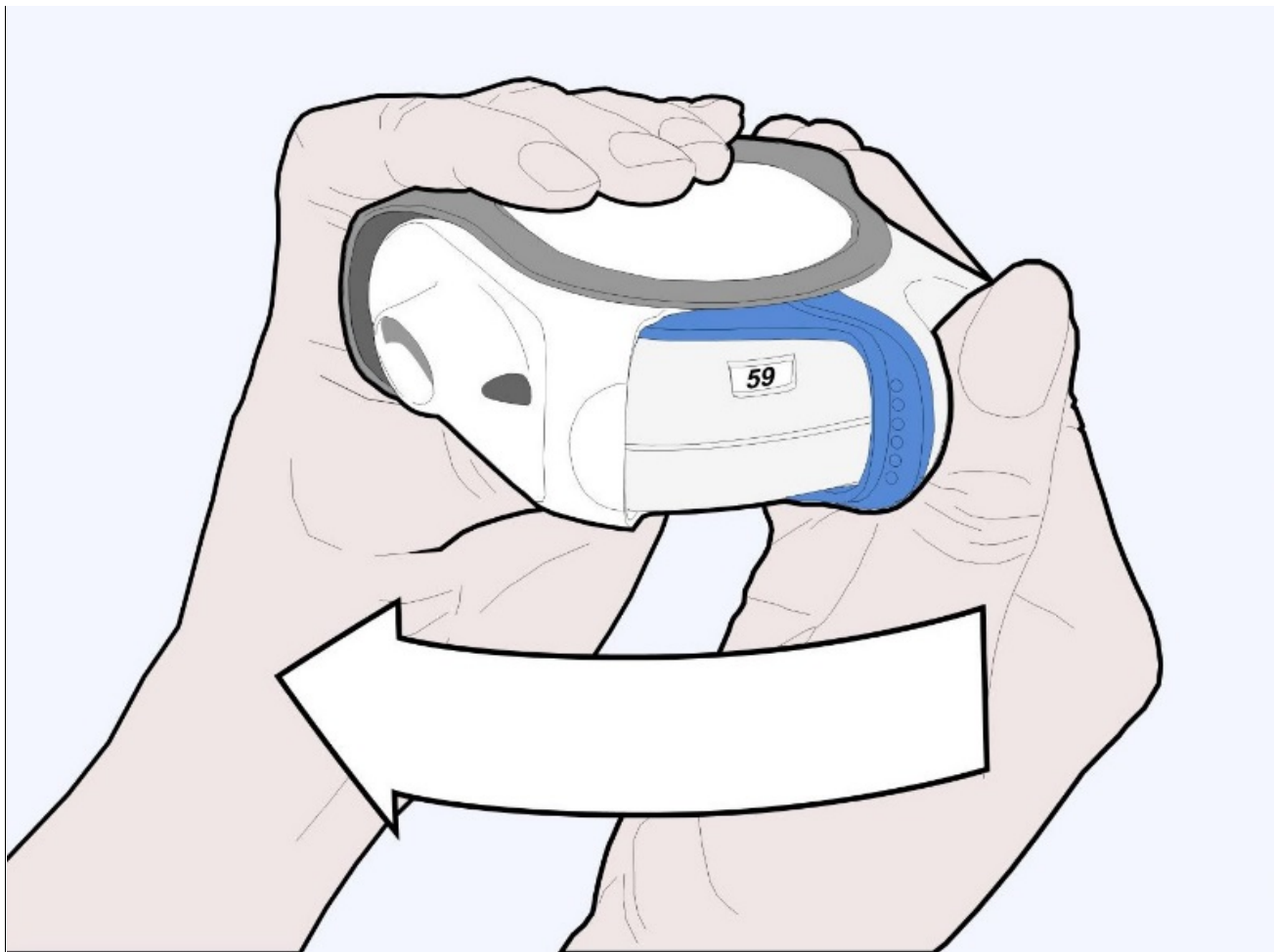


Figure F

- The inhaler is now ready for you to take your next scheduled dose in about 12 hours. **When you are ready to take your next dose, repeat Steps 1 through 4.**

Step 5. Rinse your mouth.

- **Rinse your mouth with water after breathing in the medicine.** Spit out the water. Do not swallow it. **See Figure G.**

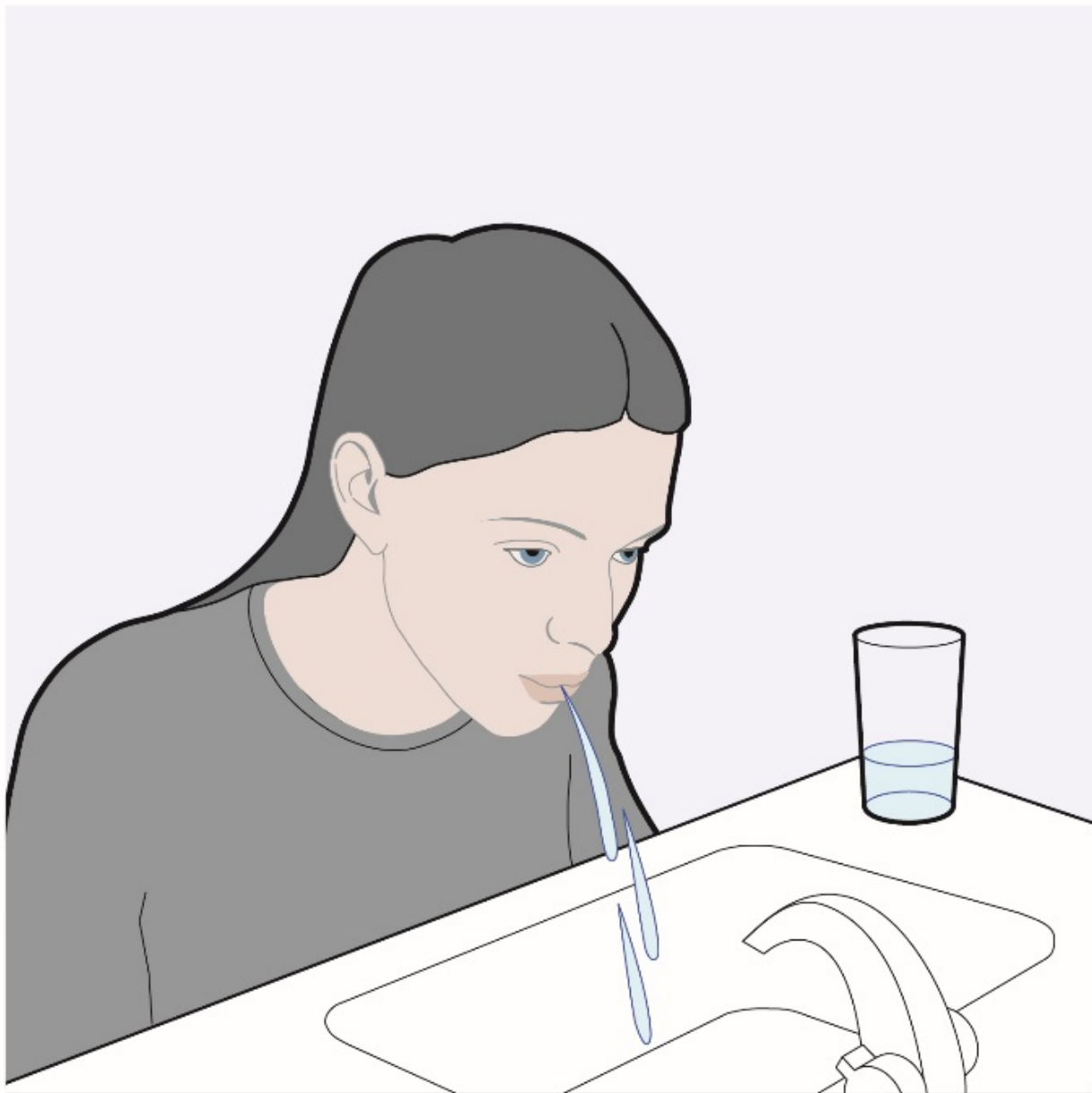


Figure G
When should you get a refill?

The counter on top of the inhaler shows you how many doses are left. After you have taken **55** doses, the numbers **5** to **0** will show in red. **See Figure H.** These numbers warn you there are only a few doses left and are a reminder to get a refill.

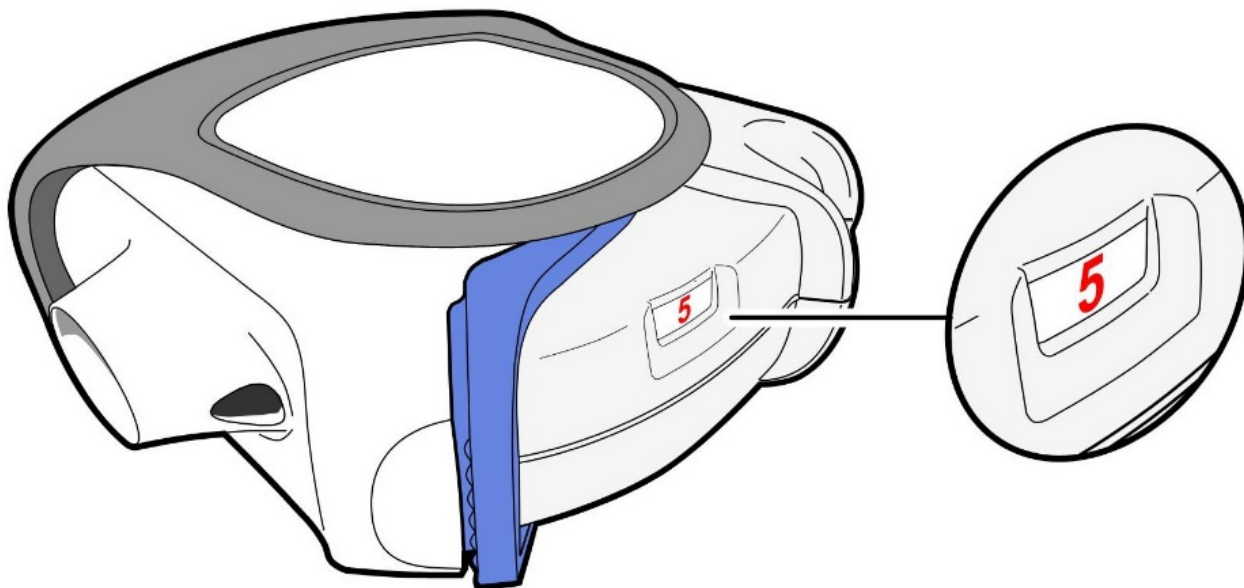


Figure H
For correct use of the inhaler, remember:

- Always use the inhaler in a level, flat position.
- Make sure the lever firmly clicks into place.
- Hold your breath for about 10 seconds after inhaling. Then breathe out fully.
- After each dose, rinse your mouth with water and spit it out. Do not swallow the water.
- **Do not** take an extra dose, even if you did not taste or feel the powder.
- **Do not** take the inhaler apart.
- **Do not** wash the inhaler.
- Always keep the inhaler in a dry place.
- **Do not** use the inhaler with a spacer device.

For more information about fluticasone propionate and salmeterol inhalation powder or how to use your inhaler, call Hikma Pharmaceuticals USA Inc. at 1-800-962-8364.

The brands listed are trademarks of their respective owners.

This Instructions for Use has been approved by the U.S. Food and Drug Administration

DRUG: fluticasone propionate and salmeterol

GENERIC: fluticasone propionate and salmeterol

DOSAGE: POWDER

ADMINISTRATION: RESPIRATORY (INHALATION)

NDC: 70518-4406-0

PACKAGING: 60 in 1 INHALER

OUTER PACKAGING: 1 in 1 POUCH

ACTIVE INGREDIENT(S):

- SALMETEROL XINAFOATE 50ug in 1
- FLUTICASONE PROPIONATE 100ug in 1

INACTIVE INGREDIENT(S):

- LACTOSE MONOHYDRATE

Fluticasone Propionate /
Salmeterol Inhalation
Powder

100mcg / 50mcg

QTY: 60 Blisters

WARNING: For Oral Inhalation Only

NDC #: 70518-4406-00
Expires:
Diskus; Store in a dry place away
from direct heat or sunlight.

LOT #:
Org NDC: 00054-0326-56
MFG: Hikma, Berkeley Heights, NJ
07922

Keep this and all medication out
of the reach of children
Store at 20-25°C (68-77°F);
excursions permitted to 15-30°C
(59-86°F) [See USP]

Usual Dosage: See Insert



RX ONLY

Repackaged By:
RemedyRepack Inc.,
Indiana, PA 15701, 724.465.8762

US 21: 100 mcg
US 22: 50 mcg
US 23: 100 mcg
US 24: 50 mcg
US 25: 100 mcg
US 26: 50 mcg
US 27: 100 mcg
US 28: 50 mcg
US 29: 100 mcg
US 30: 50 mcg
US 31: 100 mcg
US 32: 50 mcg
US 33: 100 mcg
US 34: 50 mcg
US 35: 100 mcg
US 36: 50 mcg
US 37: 100 mcg
US 38: 50 mcg
US 39: 100 mcg
US 40: 50 mcg
US 41: 100 mcg
US 42: 50 mcg
US 43: 100 mcg
US 44: 50 mcg
US 45: 100 mcg
US 46: 50 mcg
US 47: 100 mcg
US 48: 50 mcg
US 49: 100 mcg
US 50: 50 mcg

FLUTICASONE PROPIONATE AND SALMETEROL

fluticasone propionate and salmeterol powder

Product Information			
Product Type	HUMAN PRESCRIPTION DRUG	Item Code (Source)	NDC:70518-4406(NDC:0054-0326)
Route of Administration	RESPIRATORY (INHALATION)		

Active Ingredient/Active Moiety		
Ingredient Name		Basis of Strength
SALMETEROL XINAFOATE (UNII: 6EW8Q962A5) (SALMETEROL - UNII:2I4BC502BT)		SALMETEROL
FLUTICASONE PROPIONATE (UNII: O2GMZ0LF5W) (FLUTICASONE - UNII:CUT2W21N7U)		FLUTICASONE PROPIONATE

Inactive Ingredients	
Ingredient Name	Strength
LACTOSE MONOHYDRATE (UNII: EWQ57Q8I5X)	

Packaging				
#	Item Code	Package Description	Marketing Start Date	Marketing End Date
1	NDC:70518-4406-0	1 in 1 CARTON	07/27/2025	
1		1 in 1 POUCH		
1		60 in 1 INHALER; Type 2: Prefilled Drug Delivery Device/System (syringe, patch, etc.)		

Marketing Information			
Marketing Category	Application Number or Monograph Citation	Marketing Start Date	Marketing End Date

ANDA	ANDA203433	07/27/2025	
------	------------	------------	--

Labeler - REMEDYREPACK INC. (829572556)

Revised: 7/2025

REMEDYREPACK INC.