

DESOXIMETASONE- desoximetasone cream
Saptalis Pharmaceuticals, LLC.

Desoximetasone Cream, USP 0.05%

For topical use only. Not for oral, ophthalmic, or intravaginal use.

DESCRIPTION

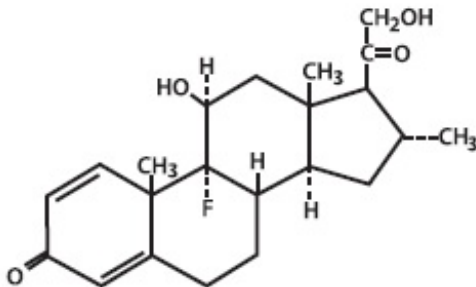
Desoximetasone cream, USP 0.05% contains the active synthetic corticosteroid desoximetasone. The topical corticosteroids constitute a class of primarily synthetic steroids used as anti-inflammatory and antipruritic agents.

Each gram of desoximetasone cream, USP 0.05% contains 0.5 mg of desoximetasone in an emollient cream base consisting of cetostearyl alcohol, isopropyl myristate, lanolin alcohols, mineral oil, purified water and white petrolatum.

The chemical name of desoximetasone is Pregna-1, 4-diene-3, 20-dione, 9-fluoro-11, 21-dihydroxy-16-methyl-, (11 β , 16 α)-.

Desoximetasone has the molecular formula C₂₂H₂₉FO₄ and a molecular weight of 376.47. The CAS Registry Number is 382-67-2.

The structural formula is:



CLINICAL PHARMACOLOGY

Topical corticosteroids share anti-inflammatory, antipruritic and vasoconstrictive actions.

The mechanism of anti-inflammatory activity of the topical corticosteroids is unclear. Various laboratory methods, including vasoconstrictor assays, are used to compare and predict potencies and/or clinical efficacies of the topical corticosteroids. There is some evidence to suggest that a recognizable correlation exists between vasoconstrictor potency and therapeutic efficacy in man.

Pharmacokinetics

The extent of percutaneous absorption of topical corticosteroids is determined by many factors including the vehicle, the integrity of the epidermal barrier, and the use of occlusive dressings.

Topical corticosteroids can be absorbed from normal intact skin. Inflammation and/or

other disease processes in the skin increase percutaneous absorption. Occlusive dressings substantially increase the percutaneous absorption of topical corticosteroids. Thus, occlusive dressings may be a valuable therapeutic adjunct for treatment of resistant dermatoses.

Once absorbed through the skin, topical corticosteroids are handled through pharmacokinetic pathways similar to systemically administered corticosteroids. Corticosteroids are bound to plasma proteins in varying degrees.

Corticosteroids are metabolized primarily in the liver and are then excreted by the kidneys. Some of the topical corticosteroids and their metabolites are also excreted into the bile.

Pharmacokinetic studies in men with desoximetasone cream, USP 0.25% with tagged desoximetasone showed a total of $5.2\% \pm 2.9\%$ excretion in urine ($4.1\% \pm 2.3\%$) and feces ($1.1\% \pm 0.6\%$) and no detectable level (limit of sensitivity: $0.005 \mu\text{g/mL}$) in the blood when it was applied topically on the back followed by occlusion for 24 hours. Seven days after application, no further radioactivity was detected in urine or feces. The half-life of the material was 15 ± 2 hours (for urine) and 17 ± 2 hours (for feces) between the third and fifth trial day.

INDICATIONS AND USAGE

Desoximetasone cream, USP 0.05% is indicated for the relief of the inflammatory and pruritic manifestations of corticosteroid-responsive dermatoses.

CONTRAINDICATIONS

Desoximetasone cream, USP 0.05% is contraindicated in those patients with a history of hypersensitivity to any of the components of the preparation

WARNINGS

Keep out of reach of children.

PRECAUTIONS

General

Systemic absorption of topical corticosteroids can produce reversible hypothalamic-pituitary-adrenal (HPA) axis suppression with the potential for clinical glucocorticosteroid insufficiency. This may occur during treatment or upon withdrawal of the topical corticosteroid.

Because of the potential for systemic absorption, use of topical corticosteroids may require that patients be periodically evaluated for HPA axis suppression. Factors that predispose a patient using a topical corticosteroid to HPA axis suppression include the use of more potent steroids, use over large surface areas, use over prolonged periods, use under occlusion, use on an altered skin barrier, and use in patients with liver failure.

An ACTH stimulation test may be helpful in evaluating patients for HPA axis suppression. If HPA axis suppression is documented, an attempt should be made to gradually withdraw the drug, to reduce the frequency of application, or to substitute a less potent steroid. Manifestations of adrenal insufficiency may require supplemental systemic corticosteroids. Recovery of HPA axis function is generally prompt and complete upon discontinuation of topical corticosteroids.

Cushing's syndrome, hyperglycemia, and unmasking of latent diabetes mellitus can also result from systemic absorption of topical corticosteroids.

Use of more than one corticosteroid-containing product at the same time may increase the total systemic corticosteroid exposure.

Pediatric patients may be more susceptible to systemic toxicity from use of topical corticosteroids.

Local Adverse Reactions with Topical Corticosteroids

Local adverse reactions may be more likely to occur with occlusive use, prolonged use or use of higher potency corticosteroids. Reactions may include atrophy, striae, telangiectasias, burning, itching, irritation, dryness, folliculitis, acneiform eruptions, hypopigmentation, perioral dermatitis, allergic contact dermatitis, secondary infection, and miliaria. Some local adverse reactions may be irreversible.

Allergic Contact Dermatitis with Topical Corticosteroids

Allergic contact dermatitis to any component of topical corticosteroids is usually diagnosed by a failure to heal rather than a clinical exacerbation. Clinical diagnosis of allergic contact dermatitis can be confirmed by patch testing.

Concomitant Skin Infections

Concomitant skin infections should be treated with an appropriate antimicrobial agent. If the infection persists, desoximetasone cream, USP 0.05% should be discontinued until the infection has been adequately treated.

Information for the Patient

Patients using topical corticosteroids should receive the following information and instructions:

1. This medication is to be used as directed by the physician. It is for external use only. Avoid contact with the eyes.
2. Patients should be advised not to use this medication for any disorder other than for which it was prescribed.
3. The treated skin area should not be bandaged or otherwise covered or wrapped as to be occlusive unless directed by the physician.
4. Patients should report any signs of local adverse reactions, especially under occlusive dressings.
5. Other corticosteroid-containing products should not be used with desoximetasone cream, USP 0.05% without first consulting with the physician. As with other

corticosteroids, therapy should be discontinued when control is achieved. If no improvement is seen within 4 weeks, contact the physician.

Laboratory Tests

The following tests may be helpful in evaluating the hypothalamic-pituitary-adrenal (HPA) axis suppression:

Urinary free cortisol test

ACTH stimulation test

Carcinogenesis, Mutagenesis, and Impairment of Fertility

Long-term animal studies have not been performed to evaluate the carcinogenic potential or the effect on fertility of topical corticosteroids.

Desoximetasone was nonmutagenic in the Ames test.

Pregnancy Category C

Teratogenic Effects

Corticosteroids have been shown to be teratogenic in laboratory animals when administered systemically at relatively low dosage levels. Some corticosteroids have been shown to be teratogenic after dermal application in laboratory animals.

Desoximetasone has been shown to be teratogenic and embryotoxic in mice, rats, and rabbits when given by subcutaneous or dermal routes of administration in doses 15 to 150 times the human dose of desoximetasone cream, USP 0.05%.

There are no adequate and well-controlled studies in pregnant women on teratogenic effects from topically applied corticosteroids. Therefore, desoximetasone cream, USP 0.05% should be used during pregnancy only if the potential benefit justifies the potential risk to the fetus. Drugs of this class should not be used extensively on pregnant patients, in large amounts, or for prolonged periods of time.

Nursing Mothers

It is not known whether topical administration of corticosteroids could result in sufficient systemic absorption to produce detectable quantities in breast milk. Systemically administered corticosteroids are secreted into breast milk in quantities not likely to have a deleterious effect on the infant. Nevertheless, caution should be exercised when topical corticosteroids are administered to a nursing woman

Pediatric Use

Pediatric patients may demonstrate greater susceptibility to topical

corticosteroid induced HPA axis suppression and Cushing's syndrome than mature patients because of a larger skin surface area to body weight ratio.

Hypothalamic-pituitary-adrenal (HPA) axis suppression, Cushing's syndrome, and intracranial hypertension have been reported in pediatric patients receiving topical corticosteroids. Manifestations of adrenal suppression in pediatric patients include linear growth retardation, delayed weight gain, low plasma cortisol levels, and absence of response to ACTH stimulation. Manifestations of intracranial hypertension include bulging fontanelles, headaches, and bilateral papilledema.

Administration of topical corticosteroids to pediatric patients should be limited to the least amount compatible with an effective therapeutic regimen. Chronic corticosteroid therapy may interfere with the growth and development of pediatric patients.

ADVERSE REACTIONS

The following local adverse reactions are reported infrequently with topical corticosteroids, but may occur more frequently with the use of occlusive dressings. These reactions are listed in an approximate decreasing order of occurrence:

Burning, itching, irritation, dryness, folliculitis, hypertrichosis, acneiform eruptions, hypopigmentation, perioral dermatitis, allergic contact dermatitis, maceration of the skin, secondary infection, skin atrophy, striae, and miliaria.

In controlled clinical studies the incidence of adverse reactions was low (0.8%) for desoximetasone cream, USP 0.05% and included pruritus, erythema, vesiculation, and burning sensation.

To report SUSPECTED ADVERSE REACTIONS, contact Saptalis Pharmaceuticals, LLC at 1-833-727-8254 or FDA at 1-800-FDA-1088 or www.fda.gov/medwatch.

OVERDOSAGE

Topically applied corticosteroids can be absorbed in sufficient amounts to produce systemic effects (**see PRECAUTIONS**).

DOSAGE AND ADMINISTRATION

Apply a thin film of desoximetasone cream, USP 0.05% to the affected skin areas twice daily. Rub in gently.

HOW SUPPLIED

Desoximetasone cream, USP 0.05% is supplied in 15 gram (NDC 71656-086-15) and 60 gram (NDC 71656-086-60) tubes.

Store at 20°C to 25°C (68°F to 77°F) [See USP Controlled Room Temperature].

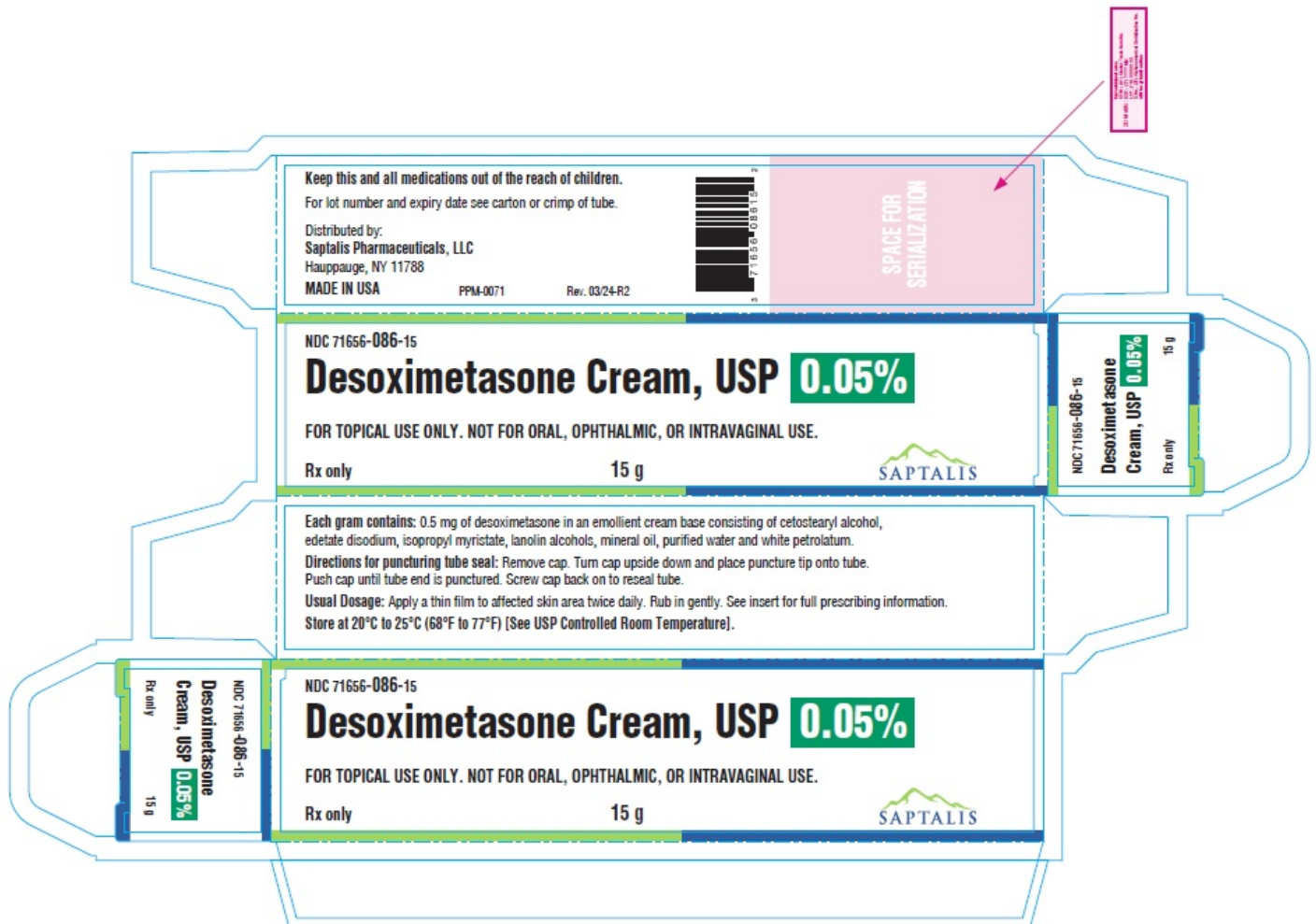
Distributed by:
Saptalis Pharmaceuticals, LLC
Hauppauge, NY 11788
MADE IN USA

Rev. 03/2024
PPM-0073

NDC 71656-086-015

Rx Only NET WT 15g

Carton



TUBE

Each gram contains: 0.5 mg of desoximetasone in an emollient cream base consisting of cetostearyl alcohol, edetate disodium, isopropyl myristate, lanolin alcohols, mineral oil, purified water and white petrolatum.

Usual Dosage: Apply a thin film to affected skin area twice daily. Rub in gently. See insert for full prescribing information.

Store at 20° to 25°C (68° to 77°F) [See USP Controlled Room Temperature].

Keep this and all medications out of the reach of children.

To Open: Use pointed end on cap to puncture seal.

For lot number and expiry date see crimp.

Distributed by:

Saptalis Pharmaceuticals, LLC

Hauppauge, NY 11788

MADE IN USA

PPM-0069

Rev. 08/23-R1



NDC 71656-086-15

Desoximetasone Cream, USP **0.05%**

FOR TOPICAL USE ONLY. NOT FOR ORAL, OPHTHALMIC, OR INTRAVAGINAL USE.

Rx only

15 g



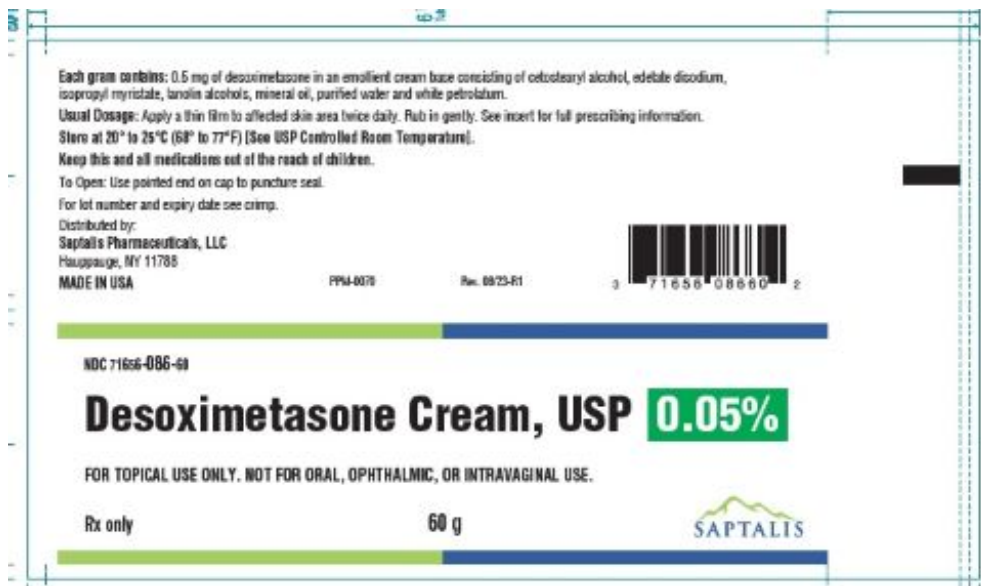
NDC 71656-086-060

Rx Only NET WT 60 g

CARTON



TUBE



DESOXIMETASONE

desoximetasone cream

Product Information

Product Type	HUMAN PRESCRIPTION DRUG	Item Code (Source)	NDC:71656-086
---------------------	-------------------------	---------------------------	---------------

Route of Administration TOPICAL

Active Ingredient/Active Moiety

Ingredient Name	Basis of Strength	Strength
DESOXIMETASONE (UNII: 4E07GXB7AU) (DESOXIMETASONE - UNII:4E07GXB7AU)	DESOXIMETASONE	0.5 mg in 1 g

Inactive Ingredients

Ingredient Name	Strength
EDETATE SODIUM (UNII: MP1J8420LU)	
WHITE PETROLATUM (UNII: B6E5W8RQJ4)	
MINERAL OIL (UNII: T5L8T28FGP)	
ISOPROPYL MYRISTATE (UNII: 0RE8K4LNJS)	
LANOLIN ALCOHOL (UNII: 884C3FA9HE)	
CETOSTEARYL ALCOHOL (UNII: 2DMT128M1S)	

Product Characteristics

Color	white	Score	
Shape		Size	
Flavor		Imprint Code	
Contains			

Packaging

#	Item Code	Package Description	Marketing Start Date	Marketing End Date
1	NDC:71656-086-15	15 in 1 CARTON	04/13/2026	
1		15 g in 1 TUBE; Type 0: Not a Combination Product		
2	NDC:71656-086-60	60 in 1 CARTON	04/13/2026	
2		60 g in 1 TUBE; Type 0: Not a Combination Product		

Marketing Information

Marketing Category	Application Number or Monograph Citation	Marketing Start Date	Marketing End Date
ANDA	ANDA203787	04/13/2026	

Labeler - Saptalis Pharmaceuticals, LLC. (080145868)

Registrant - Saptalis Pharmaceuticals, LLC. (080145868)

Establishment

Name	Address	ID/FEI	Business Operations
Saptalis Pharmaceuticals, LLC.		081154447	manufacture(71656-086)

Revised: 5/2026

Saptalis Pharmaceuticals, LLC.