

# LICART- diclofenac epolamine system

## IBSA Pharma Inc.

-----

### HIGHLIGHTS OF PRESCRIBING INFORMATION

These highlights do not include all the information needed to use LICART<sup>®</sup> safely and effectively. See full prescribing information for LICART.

### LICART<sup>®</sup> (diclofenac epolamine) topical system

Initial U.S. Approval: 1988

#### **WARNING: RISK OF SERIOUS CARDIOVASCULAR and GASTROINTESTINAL EVENTS**

*See full prescribing information for complete boxed warning.*

- Nonsteroidal anti-inflammatory drugs (NSAIDs) cause an increased risk of serious cardiovascular thrombotic events, including myocardial infarction and stroke, which can be fatal. This risk may occur early in the treatment and may increase with duration of use ( 5.1)
- LICART is contraindicated in the setting of coronary artery bypass graft (CABG) surgery. ( 4, 5.1)
- NSAIDs cause an increased risk of serious gastrointestinal (GI) adverse events including bleeding, ulceration, and perforation of the stomach or intestines, which can be fatal. These events can occur at any time during use and without warning symptoms. Elderly patients and patients with a prior history of peptic ulcer disease and/or GI bleeding are at greater risk for serious GI events. ( 5.2)

#### -----RECENT MAJOR CHANGES-----

Warning and Precautions ( 5.9)

11/2024

#### -----INDICATIONS AND USAGE-----

LICART contains diclofenac epolamine, which is a nonsteroidal anti-inflammatory drug (NSAID), and is indicated for the topical treatment of acute pain due to minor strains, sprains, and contusions ( 1)

#### -----DOSAGE AND ADMINISTRATION-----

- Use the lowest effective dose for shortest duration consistent with individual patient treatment goals ( 2.1)
- See the Full Prescribing Information for important administration instructions ( 2.1)
- Do not apply to damaged or non-intact skin ( 2.1)
- The recommended dose is one (1) LICART to the most painful area once daily ( 2.2)

#### -----DOSAGE FORMS AND STRENGTHS-----

- LICART (diclofenac epolamine) topical system 1.3% for topical use. Each individual LICART is debossed. ( 3)

#### -----CONTRAINDICATIONS-----

- Known hypersensitivity to diclofenac or any components of the drug product ( 4)
- History of asthma, urticaria, or allergic-type reactions after taking aspirin or other NSAIDs ( 4)
- In the setting of CABG surgery ( 4)
- For use on non-intact or damaged skin ( 4)

#### -----WARNINGS AND PRECAUTIONS-----

- Hepatotoxicity: Inform patients of warning signs and symptoms of hepatotoxicity. Discontinue if abnormal liver tests persist or worsen or if clinical signs and symptoms of liver disease develop ( 5.3)
- Hypertension: Patients taking some antihypertensive medications may have impaired response to these therapies when taking NSAIDs. Monitor blood pressure ( 5.4, 7)

- Heart Failure and Edema: Avoid use of LICART in patients with severe heart failure unless benefits are expected to outweigh risk of worsening heart failure ( 5.5)
- Renal Toxicity: Monitor renal function in patients with renal or hepatic impairment, heart failure, dehydration, or hypovolemia. Avoid use of LICART in patients with advanced renal disease unless benefits are expected to outweigh risk of worsening renal function ( 5.6)
- Anaphylactic Reactions: Seek emergency help if an anaphylactic reaction occurs ( 5.7)
- Exacerbation of Asthma Related to Aspirin Sensitivity: LICART is contraindicated in patients with aspirin-sensitive asthma. Monitor patients with preexisting asthma (without aspirin sensitivity) ( 5.8)
- Serious Skin Reactions: Discontinue LICART at first appearance of skin rash or other signs of hypersensitivity ( 5.9)
- Drug Reaction with Eosinophilia and Systemic Symptoms (DRESS): Discontinue and evaluate clinically ( 5.10 ).
- Fetal Toxicity: Limit use of NSAIDs, including LICART, between about 20 to 30 weeks in pregnancy due to the risk of oligohydramnios/fetal renal dysfunction. Avoid use of NSAIDs in women at about 30 weeks gestation and later in pregnancy due to the risks of oligohydramnios/fetal renal dysfunction and premature closure of the fetal ductus arteriosus ( 5.11, 8.1)
- Hematologic Toxicity: Monitor hemoglobin or hematocrit in patients with any signs or symptoms of anemia ( 5.12, 7)

#### -----ADVERSE REACTIONS-----

Most common adverse reactions for LICART are application site pruritus and other application site reactions ( 6.1)

**To report SUSPECTED ADVERSE REACTIONS, contact IBSA Pharma Inc. at 1-800-587-3513 or FDA at 1-800-FDA-1088 or [www.fda.gov/medwatch](http://www.fda.gov/medwatch).**

#### -----DRUG INTERACTIONS-----

- Drugs that Interfere with Hemostasis (e.g.; warfarin, aspirin, SSRIs/SNRIs): Monitor patients for bleeding who are concomitantly using LICART with drugs that interfere with hemostasis. Concomitant use of LICART and analgesic doses of aspirin is not generally recommended ( 7)
- ACE Inhibitors, Angiotensin Receptor Blockers (ARB), or Beta-Blockers: Concomitant use with LICART may diminish the antihypertensive effect of these drugs. Monitor blood pressure ( 7)
- ACE Inhibitors and ARBs: Concomitant use with LICART in elderly, volume depleted, or those with renal impairment may result in deterioration of renal function. In such high-risk patients, monitor for signs of worsening renal function ( 7)
- Diuretics: NSAIDs can reduce natriuretic effect of furosemide and thiazide diuretics. Monitor patients to assure diuretic efficacy including antihypertensive effects ( 7)
- Digoxin: Concomitant use with LICART may increase serum concentration and prolong half-life of digoxin. Monitor serum digoxin levels ( 7)

#### -----USE IN SPECIFIC POPULATIONS-----

- Infertility: NSAIDs are associated with reversible infertility. Consider withdrawal of LICART in women who have difficulties conceiving ( 8.3)

**See 17 for PATIENT COUNSELING INFORMATION and Medication Guide.**

**Revised: 11/2024**

## **FULL PRESCRIBING INFORMATION: CONTENTS\***

### **WARNING: RISK OF SERIOUS CARDIOVASCULAR and GASTROINTESTINAL EVENTS**

#### **1 INDICATIONS AND USAGE**

#### **2 DOSAGE AND ADMINISTRATION**

2.1 Important Dosage and Administration Information

2.2 Recommended Dose

#### **3 DOSAGE FORM AND STRENGTHS**

#### **4 CONTRAINDICATIONS**

## **5 WARNINGS AND PRECAUTIONS**

- 5.1 Cardiovascular Thrombotic Events
- 5.2 Gastrointestinal Bleeding, Ulceration and Perforation
- 5.3 Hepatotoxicity
- 5.4 Hypertension
- 5.5 Heart Failure and Edema
- 5.6 Renal Toxicity and Hyperkalemia
- 5.7 Anaphylactic Reactions
- 5.8 Exacerbation of Asthma Related to Aspirin Sensitivity
- 5.9 Serious Skin Reactions
- 5.10 Drug Reaction with Eosinophilia and Systemic Symptoms (DRESS)
- 5.11 Fetal Toxicity
- 5.12 Hematologic Toxicity
- 5.13 Masking of Inflammation and Fever
- 5.14 Laboratory Monitoring
- 5.15 Accidental Exposure in Children
- 5.16 Eye Exposure
- 5.17 Oral Nonsteroidal Anti-inflammatory Drugs

## **6 ADVERSE REACTIONS**

- 6.1 Clinical Trials Experience
- 6.2 Post-Marketing Experience

## **7 DRUG INTERACTIONS**

## **8 USE IN SPECIFIC POPULATIONS**

- 8.1 Pregnancy
- 8.2 Lactation
- 8.3 Females and Males of Reproductive Potential
- 8.4 Pediatric Use
- 8.5 Geriatric Use

## **10 OVERDOSAGE**

## **11 DESCRIPTION**

## **12 CLINICAL PHARMACOLOGY**

- 12.1 Mechanism of Action
- 12.2 Pharmacodynamics
- 12.3 Pharmacokinetics

## **13 NONCLINICAL TOXICOLOGY**

- 13.1 Carcinogenesis, Mutagenesis, Impairment of Fertility

## **14 CLINICAL STUDIES**

- 14.1 Minor Soft Tissue Injuries (Sprain, Contusion)

## **16 HOW SUPPLIED/STORAGE AND HANDLING**

## **17 PATIENT COUNSELING INFORMATION**

\* Sections or subsections omitted from the full prescribing information are not listed.

---

## **FULL PRESCRIBING INFORMATION**

## **WARNING: RISK OF SERIOUS CARDIOVASCULAR and GASTROINTESTINAL EVENTS**

### **Cardiovascular Thrombotic Events**

- **Nonsteroidal anti-inflammatory drugs (NSAIDs) cause an increased risk of serious cardiovascular thrombotic events, including myocardial infarction and stroke, which can be fatal. This risk may occur early in treatment and may increase with duration of use [See Warnings and Precautions (5.1)] .**
- **LICART is contraindicated in the setting of coronary artery bypass graft (CABG) surgery [See Contraindications (4) and Warnings and Precautions (5.1)].**

### **Gastrointestinal Bleeding, Ulceration, and Perforation**

- **NSAIDs cause an increased risk of serious gastrointestinal (GI) adverse events including bleeding, ulceration, and perforation of the stomach or intestines, which can be fatal. These events can occur at any time during use and without warning symptoms. Elderly patients and patients with a prior history of peptic ulcer disease and/or GI bleeding are at greater risk for serious GI events [See Warnings and Precautions (5.2)] .**

## **1 INDICATIONS AND USAGE**

LICART is indicated for the topical treatment of acute pain due to minor strains, sprains, and contusions.

## **2 DOSAGE AND ADMINISTRATION**

### **2.1 Important Dosage and Administration Information**

Use the lowest effective dosage for the shortest duration consistent with individual patient treatment goals [see Warnings and Precautions (5)] .

LICART is intended for topical use only.

Convey the following important administration instructions to the patient:

- If LICART begins to peel-off, the edges of the topical system may be taped down. If problems with adhesion persist, patients may overlay the topical system with a mesh netting sleeve, where appropriate (e.g., to secure topical systems applied to ankles, knees, or elbows). The mesh netting sleeve (e.g., Curad® Hold Tite™, Surgilast® Tubular Elastic Dressing) must allow air to pass through and not be occlusive (i.e., non-breathable) <sup>1</sup>.
- Do not apply LICART to non-intact or damaged skin resulting from any etiology, e.g., exudative dermatitis, eczema, infected lesion, burns or wounds.
- Do not wear a LICART topical system when bathing or showering.
- Wash your hands after applying, handling, or removing the topical system.
- Avoid contact with eyes.
- Do not use LICART in combination with an oral NSAID unless the benefit outweighs

the risk and periodic laboratory evaluations are conducted.

---

1 Curad ® Hold Tite™ is a trademark of Medline Industries, Inc., and Surgilast ® Tubular Elastic Dressing is a trademark of Derma Sciences, Inc.

## 2.2 Recommended Dose

The recommended dose is one (1) LICART topical system to the most painful area once daily.

## 3 DOSAGE FORM AND STRENGTHS

Topical System: 1.3% diclofenac epolamine (10 cm × 14 cm) debossed with "LICART (diclofenac epolamine) topical system 1.3%".

## 4 CONTRAINDICATIONS

LICART is contraindicated in the following patients:

- Known hypersensitivity (e.g., anaphylactic reactions and serious skin reactions) to diclofenac or any components of the drug product [see *Warnings and Precautions (5.7, 5.9)*].
- History of asthma, urticaria, or other allergic-type reactions after taking aspirin or other NSAIDs. Severe, sometimes fatal, anaphylactic reactions to NSAIDs have been reported in such patients [see *Warnings and Precautions (5.7, 5.8)*].
- In the setting of coronary artery bypass graft (CABG) surgery [see *Warnings and Precautions (5.1)*].
- On non-intact or damaged skin resulting from any etiology, including exudative dermatitis, eczema, infected lesions, burns or wounds.

## 5 WARNINGS AND PRECAUTIONS

### 5.1 Cardiovascular Thrombotic Events

Clinical trials of several COX-2 selective and nonselective NSAIDs of up to three years duration have shown an increased risk of serious cardiovascular (CV) thrombotic events, including myocardial infarction (MI) and stroke, which can be fatal. Based on available data, it is unclear that the risk for CV thrombotic events is similar for all NSAIDs. The relative increase in serious CV thrombotic events over baseline conferred by NSAID use appears to be similar in those with and without known CV disease or risk factors for CV disease. However, patients with known CV disease or risk factors had a higher absolute incidence of excess serious CV thrombotic events, due to their increased baseline rate. Some observational studies found that this increased risk of serious CV thrombotic events began as early as the first weeks of treatment. The increase in CV thrombotic risk has been observed most consistently at higher doses.

To minimize the potential risk for an adverse CV event in NSAID-treated patients, use the lowest effective dose for the shortest duration possible. Physicians and patients should remain alert for the development of such events, throughout the entire treatment course, even in the absence of previous CV symptoms. Patients should be informed

about the symptoms of serious CV events and the steps to take if they occur.

There is no consistent evidence that concurrent use of aspirin mitigates the increased risk of serious CV thrombotic events associated with NSAID use. The concurrent use of aspirin and an NSAID, such as diclofenac, increases the risk of serious gastrointestinal (GI) events [see *Warnings and Precautions (5.2)*].

### Status Post Coronary Artery Bypass Graft (CABG) Surgery

Two large, controlled clinical trials of a COX-2 selective NSAID for the treatment of pain in the first 10–14 days following CABG surgery found an increased incidence of myocardial infarction and stroke. NSAIDs are contraindicated in the setting of CABG [see *Contraindications (4)*].

### Post-MI Patients

Observational studies conducted in the Danish National Registry have demonstrated that patients treated with NSAIDs in the post-MI period were at increased risk of reinfarction, CV-related death, and all-cause mortality beginning in the first week of treatment. In this same cohort, the incidence of death in the first year post-MI was 20 per 100 person years in NSAID-treated patients compared to 12 per 100 person years in non-NSAID exposed patients. Although the absolute rate of death declined somewhat after the first year post-MI, the increased relative risk of death in NSAID users persisted over at least the next four years of follow-up.

Avoid the use of LICART in patients with a recent MI unless the benefits are expected to outweigh the risk of recurrent CV thrombotic events. If LICART is used in patients with a recent MI, monitor patients for signs of cardiac ischemia.

## **5.2 Gastrointestinal Bleeding, Ulceration and Perforation**

NSAIDs, including diclofenac, cause serious gastrointestinal (GI) adverse events including inflammation, bleeding, ulceration, and perforation of the esophagus, stomach, small intestine, or large intestine, which can be fatal. These serious adverse events can occur at any time, with or without warning symptoms, in patients treated with NSAIDs.

Only one in five patients who develop a serious upper GI adverse event on NSAID therapy is symptomatic. Upper GI ulcers, gross bleeding, or perforation caused by NSAIDs occurred in approximately 1% of patients treated for 3-6 months, and in about 2% - 4% of patients treated for one year. However, even short-term NSAID therapy is not without risk.

### Risk Factors for GI Bleeding, Ulceration, and Perforation

Patients with a prior history of peptic ulcer disease and/or GI bleeding who used NSAIDs had a greater than 10-fold increased risk for developing a GI bleed compared to patients without these risk factors. Other factors that increase the risk of GI bleeding in patients treated with NSAIDs include longer duration of NSAID therapy; concomitant use of oral corticosteroids, aspirin, anticoagulants, or selective serotonin reuptake inhibitors (SSRIs); smoking; use of alcohol; older age; and poor general health status. Most postmarketing reports of fatal GI events occurred in elderly or debilitated patients. Additionally, patients with advanced liver disease and/or coagulopathy are at increased risk for GI bleeding.

### Strategies to Minimize the GI Risks in NSAID-Treated Patients:

- Use the lowest effective dosage for the shortest possible duration.
- Avoid administration of more than one NSAID at a time.
- Avoid use in patients at higher risk unless benefits are expected to outweigh the increased risk of bleeding. For such patients, as well as those with active GI bleeding, consider alternate therapies other than NSAIDs.
- Remain alert for signs and symptoms of GI ulceration and bleeding during NSAID therapy.
- If a serious GI adverse event is suspected, promptly initiate evaluation and treatment, and discontinue LICART until a serious GI adverse event is ruled out.
- In the setting of concomitant use of low-dose aspirin for cardiac prophylaxis, monitor patients more closely for evidence of GI bleeding [see *Drug Interactions (7)*].

### 5.3 Hepatotoxicity

In clinical trials of oral diclofenac containing products, meaningful elevations (i.e., more than 3 times the ULN) of AST (SGOT) were observed in about 2% of approximately 5,700 patients at some time during diclofenac treatment (ALT was not measured in all studies).

In an open-label, controlled trial of 3,700 patients treated with oral diclofenac sodium for 2-6 months, patients were monitored first at 8 weeks and 1,200 patients were monitored again at 24 weeks. Meaningful elevations of ALT and/or AST occurred in about 4% of the 3,700 patients and included marked elevations (greater than 8 times the ULN) in about 1% of the 3,700 patients. In that open-label study, a higher incidence of borderline (less than 3 times the ULN), moderate (3-8 times the ULN), and marked (greater than 8 times the ULN) elevations of ALT or AST was observed in patients receiving diclofenac when compared to other NSAIDs. Elevations in transaminases were seen more frequently in patients with osteoarthritis than in those with rheumatoid arthritis.

Almost all meaningful elevations in transaminases were detected before patients became symptomatic. Abnormal tests occurred during the first 2 months of therapy with diclofenac in 42 of the 51 patients in all trials who developed marked transaminase elevations.

In post-marketing reports, cases of drug-induced hepatotoxicity have been reported in the first month, and in some cases, the first 2 months of therapy, but can occur at any time during treatment with diclofenac. Post-marketing surveillance has reported cases of severe hepatic reactions, including liver necrosis, jaundice, fulminant hepatitis with and without jaundice, and liver failure. Some of these reported cases resulted in fatalities or liver transplantation.

In a European retrospective population-based, case-controlled study, 10 cases of diclofenac associated drug-induced liver injury with current use compared with non-use of diclofenac were associated with a statistically significant 4-fold adjusted odds ratio of liver injury. In this particular study, based on an overall number of 10 cases of liver injury associated with diclofenac, the adjusted odds ratio increased further with female gender, doses of 150 mg or more, and duration of use for more than 90 days.

Physicians should measure transaminases at baseline and periodically in patients receiving long-term therapy with diclofenac, because severe hepatotoxicity may develop without a prodrome of distinguishing symptoms. The optimum times for making the first and subsequent transaminase measurements are not known. Based on clinical trial data

and post-marketing experiences, transaminases should be monitored within 4 to 8 weeks after initiating treatment with diclofenac. However, severe hepatic reactions can occur at any time during treatment with diclofenac.

If abnormal liver tests persist or worsen, if clinical signs and/or symptoms consistent with liver disease develop, or if systemic manifestations occur (e.g., eosinophilia, rash, abdominal pain, diarrhea, dark urine, etc.), LICART should be discontinued immediately.

Inform patients of the warning signs and symptoms of hepatotoxicity (e.g., nausea, fatigue, lethargy, diarrhea, pruritus, jaundice, right upper quadrant tenderness, and "flu-like" symptoms). If clinical signs and symptoms consistent with liver disease develop, or if systemic manifestations occur (e.g., eosinophilia, rash, etc.), discontinue LICART immediately, and perform a clinical evaluation of the patient. To minimize the potential risk for an adverse liver related event in patients treated with LICART, use the lowest effective dose for the shortest duration possible. Exercise caution when prescribing LICART with concomitant drugs that are known to be potentially hepatotoxic (e.g., acetaminophen, antibiotics, anti-epileptics).

#### **5.4 Hypertension**

NSAIDs, including LICART, can lead to new onset or worsening of preexisting hypertension, either of which may contribute to the increased incidence of CV events. Patients taking angiotensin converting enzyme (ACE) inhibitors, thiazide diuretics, or loop diuretics may have impaired response to these therapies when taking NSAIDs [see *Drug Interactions (7)*].

Monitor blood pressure (BP) during the initiation of NSAID treatment and throughout the course of therapy.

#### **5.5 Heart Failure and Edema**

The Coxib and traditional NSAID Trialists' Collaboration meta-analysis of randomized controlled trials demonstrated an approximately two-fold increase in hospitalizations for heart failure in COX-2 selective-treated patients and nonselective NSAID-treated patients compared to placebo-treated patients. In a Danish National Registry study of patients with heart failure, NSAID use increased the risk of MI, hospitalization for heart failure, and death.

Additionally, fluid retention and edema have been observed in some patients treated with NSAIDs. Use of diclofenac may blunt the CV effects of several therapeutic agents used to treat these medical conditions (e.g., diuretics, ACE inhibitors, or angiotensin receptor blockers [ARBs]) [see *Drug Interactions (7)*].

Avoid the use of LICART in patients with severe heart failure unless the benefits are expected to outweigh the risk of worsening heart failure. If LICART is used in patients with severe heart failure, monitor patients for signs of worsening heart failure.

#### **5.6 Renal Toxicity and Hyperkalemia**

##### Renal Toxicity

Long-term administration of NSAIDs has resulted in renal papillary necrosis and other renal injury.

Renal toxicity has also been seen in patients in whom renal prostaglandins have a



compensatory role in the maintenance of renal perfusion. In these patients, administration of an NSAID may cause a dose-dependent reduction in prostaglandin formation and, secondarily, in renal blood flow, which may precipitate overt renal decompensation. Patients at greatest risk of this reaction are those with impaired renal function, dehydration, hypovolemia, heart failure, liver dysfunction, those taking diuretics and ACE inhibitors or ARBs, and the elderly. Discontinuation of NSAID therapy is usually followed by recovery to the pretreatment state.

No information is available from controlled clinical studies regarding the use of LICART in patients with advanced renal disease. The renal effects of LICART may hasten the progression of renal dysfunction in patients with pre-existing renal disease.

Correct volume status in dehydrated or hypovolemic patients prior to initiating LICART. Monitor renal function in patients with renal or hepatic impairment, heart failure, dehydration, or hypovolemia during use of LICART [see *Drug Interactions (7)*]. Avoid the use of LICART in patients with advanced renal disease unless the benefits are expected to outweigh the risk of worsening renal function. If LICART is used in patients with advanced renal disease, monitor patients for signs of worsening renal function.

### Hyperkalemia

Increases in serum potassium concentration, including hyperkalemia, have been reported with use of NSAIDs, even in some patients without renal impairment. In patients with normal renal function, these effects have been attributed to a hyporeninemic-hypoaldosteronism state.

## **5.7 Anaphylactic Reactions**

Diclofenac has been associated with anaphylactic reactions in patients with and without known hypersensitivity to diclofenac and in patients with aspirin-sensitive asthma [see *Contraindications (4) and Warnings and Precautions (5.8)*].

Seek emergency help if an anaphylactic reaction occurs.

## **5.8 Exacerbation of Asthma Related to Aspirin Sensitivity**

A subpopulation of patients with asthma may have aspirin-sensitive asthma, which may include chronic rhinosinusitis complicated by nasal polyps; severe, potentially fatal bronchospasm; and/or intolerance to aspirin and other NSAIDs. Because cross-reactivity between aspirin and other NSAIDs has been reported in such aspirin-sensitive patients, LICART is contraindicated in patients with this form of aspirin sensitivity [see *Contraindications (4)*]. When LICART is used in patients with preexisting asthma (without known aspirin sensitivity), monitor patients for changes in the signs and symptoms of asthma.

## **5.9 Serious Skin Reactions**

NSAIDs, including diclofenac, can cause serious skin adverse reactions such as exfoliative dermatitis, Stevens-Johnson Syndrome (SJS), and toxic epidermal necrolysis (TEN), which can be fatal. NSAIDs can also cause fixed drug eruption (FDE). FDE may present as a more severe variant known as generalized bullous fixed drug eruption (GBFDE), which can be life-threatening. These serious events may occur without warning. Inform patients about the signs and symptoms of serious skin reactions, and to discontinue the use of LICART at the first appearance of skin rash or any other sign

of hypersensitivity. LICART is contraindicated in patients with previous serious skin reactions to NSAIDs [see *Contraindications (4)*].

### **5.10 Drug Reaction with Eosinophilia and Systemic Symptoms (DRESS)**

Drug Reaction with Eosinophilia and Systemic Symptoms (DRESS) has been reported in patients taking NSAIDs such as LICART. Some of these events have been fatal or life-threatening. DRESS typically, although not exclusively, presents with fever, rash, lymphadenopathy, and/or facial swelling. Other clinical manifestations may include hepatitis, nephritis, hematological abnormalities, myocarditis, or myositis. Sometimes symptoms of DRESS may resemble an acute viral infection. Eosinophilia is often present. Because this disorder is variable in its presentation, other organ systems not noted here may be involved. It is important to note that early manifestations of hypersensitivity, such as fever or lymphadenopathy, may be present even though rash is not evident. If such signs or symptoms are present, discontinue LICART and evaluate the patient immediately.

### **5.11 Fetal Toxicity**

#### Premature Closure of Fetal Ductus Arteriosus

Avoid use of NSAIDs, including LICART, in pregnant women at about 30 weeks gestation and later. NSAIDs, including LICART, increase the risk of premature closure of the fetal ductus arteriosus at approximately this gestational age.

#### Oligohydramnios/Neonatal Renal Impairment

Use of NSAIDs, including LICART, at about 20 weeks gestation or later in pregnancy may cause fetal renal dysfunction leading to oligohydramnios and, in some cases, neonatal renal impairment. These adverse outcomes are seen, on average, after days to weeks of treatment, although oligohydramnios has been infrequently reported as soon as 48 hours after NSAID initiation.

Oligohydramnios is often, but not always, reversible with treatment discontinuation. Complications of prolonged oligohydramnios may, for example, include limb contractures and delayed lung maturation. In some postmarketing cases of impaired neonatal renal function, invasive procedures such as exchange transfusion or dialysis were required.

If NSAID treatment is necessary between about 20 weeks and 30 weeks gestation, limit LICART use to the lowest effective dose and shortest duration possible. Consider ultrasound monitoring of amniotic fluid if LICART treatment extends beyond 48 hours. Discontinue LICART if oligohydramnios occurs and follow up according to clinical practice [see *Use in Specific Populations (8.1)*].

### **5.12 Hematologic Toxicity**

Anemia has occurred in NSAID-treated patients. This may be due to occult or gross blood loss, fluid retention, or an incompletely described effect on erythropoiesis. If a patient treated with LICART has any signs or symptoms of anemia, monitor hemoglobin or hematocrit.

NSAIDs, including LICART, may increase the risk of bleeding events. Co-morbid conditions such as coagulation disorders, concomitant use of warfarin, other

anticoagulants, antiplatelet agents (e.g., aspirin), serotonin reuptake inhibitors (SSRIs) and serotonin norepinephrine reuptake inhibitors (SNRIs) may increase this risk. Monitor these patients for signs of bleeding [see *Drug Interactions (7)*].

### **5.13 Masking of Inflammation and Fever**

The pharmacological activity of LICART in reducing inflammation, and possibly fever, may diminish the utility of these diagnostic signs in detecting infections.

### **5.14 Laboratory Monitoring**

Because serious GI bleeding, hepatotoxicity, and renal injury can occur without warning symptoms or signs, consider monitoring patients on long-term NSAID treatment with a CBC and a chemistry profile periodically [see *Warnings and Precautions (5.2, 5.3, 5.6)*].

### **5.15 Accidental Exposure in Children**

Even a used LICART contains a large amount of diclofenac epolamine (as much as 170 mg). The potential therefore exists for a small child or pet to suffer serious adverse effects from chewing or ingesting a new or used LICART. It is important for patients to store and dispose of LICART out of the reach of children and pets.

### **5.16 Eye Exposure**

Avoid contact of LICART with eyes and mucosa. Advise patients that if eye contact occurs, immediately wash out the eye with water or saline and consult a physician if irritation persists for more than an hour.

### **5.17 Oral Nonsteroidal Anti-inflammatory Drugs**

Concomitant use of oral and topical NSAIDs may result in a higher rate of hemorrhage, more frequent abnormal creatinine, urea and hemoglobin. Do not use LICART in combination with an oral NSAID unless the benefit outweighs the risk and periodic laboratory evaluations are conducted.

## **6 ADVERSE REACTIONS**

The following adverse reactions are discussed in greater detail in other sections of the labeling:

- Cardiovascular Thrombotic Events [see *Warnings and Precautions (5.1)*]
- GI Bleeding, Ulceration and Perforation [see *Warnings and Precautions (5.2)*]
- Hepatotoxicity [see *Warnings and Precautions (5.3)*]
- Hypertension [see *Warnings and Precautions (5.4)*]
- Heart Failure and Edema [see *Warnings and Precautions (5.5)*]
- Renal Toxicity and Hyperkalemia [see *Warnings and Precautions (5.6)*]
- Anaphylactic Reactions [see *Warnings and Precautions (5.7)*]
- Serious Skin Reactions [see *Warnings and Precautions (5.9)*]
- Hematologic Toxicity [see *Warnings and Precautions (5.12)*]

### **6.1 Clinical Trials Experience**

Because clinical trials are conducted under widely varying conditions, adverse reaction

rates observed in the clinical trials of a drug cannot be directly compared with rates in the clinical trials of another drug and may not reflect the rates observed in practice.

A total of 874 subjects were exposed to one or more doses of LICART in eleven clinical studies, including approximately 500 subjects who were treated with LICART in six controlled multiple-dose trials. Approximately 400 of these were exposed to the once-a-day 24-hour application, for up to one week in 288 subjects and up to two weeks in 121 subjects.

### Adverse Reactions Leading to Discontinuation of Treatment

In the controlled trials, none of the patients given LICART discontinued treatment due to an adverse reaction.

### Common Adverse Reactions

#### *Localized Reactions*

Overall, the most common adverse reactions associated with LICART treatment were application site skin reactions. **Table 1** lists all adverse reactions occurring in  $\geq 1\%$  of patients in nine studies (excluding the two dermatologic safety studies) of LICART. A majority of patients treated with LICART experienced adverse reactions with a maximum intensity of "mild" or "moderate".

**Table 1. Common Adverse Reactions (by System Organ Class) in  $\geq 1\%$  of Patients Treated with LICART or Placebo \* based on Data Pooled from Single-Dose and Multiple-Dose Studies**

	LICART N=573		Placebo N=492	
	N	Percent	N	Percent
<i>General Disorders and Administration Site Conditions</i>	8	1.4	19	3.9
Application Site Pruritus	5	0.9	11	2.2
Other Application Site Reactions †	5	0.9	11	2.2

\* The placebo was comprised of the same ingredients as LICART except for diclofenac and may inform adverse reactions associated with the non-active ingredients contained in LICART.

† Includes application site irritation (6 subjects), application site erythema (3 subjects), application site reaction (4 subjects), application site rash (1 subject), application site inflammation (1 subject), blister (1 subject).

## **6.2 Post-Marketing Experience**

The following adverse reactions have been identified during post-approval use of diclofenac topical system. Because these reactions are reported voluntarily from a population of uncertain size, it is not always possible to reliably estimate their frequency or establish a causal relationship to drug exposure.

### LICART

Cases suggesting dermal allergic reactions and photoallergic reactions have been

reported through foreign post-marketing surveillance.

## Diclofenac

Skin and Appendages: Exfoliative dermatitis, Stevens-Johnson Syndrome (SJS), toxic epidermal necrolysis (TEN), fixed drug eruption (FDE) [see Warnings and Precautions ( 5.9)]

## **7 DRUG INTERACTIONS**

See **Table 2** for clinically significant drug interactions with diclofenac.

**Table 2: Clinically Significant Drug Interactions with Diclofenac**

<b>Drugs That Interfere with Hemostasis</b>	
<i>Clinical Impact:</i>	<ul style="list-style-type: none"><li>• Diclofenac and anticoagulants such as warfarin have a synergistic effect on bleeding. The concomitant use of diclofenac and anticoagulants have an increased risk of serious bleeding compared to the use of either drug alone.</li><li>• Serotonin release by platelets plays an important role in hemostasis. Case-control and cohort epidemiological studies showed that concomitant use of drugs that interfere with serotonin reuptake and an NSAID may potentiate the risk of bleeding more than an NSAID alone.</li></ul>
<i>Intervention:</i>	Monitor patients with concomitant use of LICART with anticoagulants (e.g., warfarin), antiplatelet agents (e.g., aspirin), selective serotonin reuptake inhibitors (SSRIs), and serotonin norepinephrine reuptake inhibitors (SNRIs) for signs of bleeding [see Warnings and Precautions (5.12)].
<b>Aspirin</b>	
<i>Clinical Impact:</i>	Controlled clinical studies showed that the concomitant use of NSAIDs and analgesic doses of aspirin does not produce any greater therapeutic effect than the use of NSAIDs alone. In a clinical study, the concomitant use of an NSAID and aspirin was associated with a significantly increased incidence of GI adverse reactions as compared to use of the NSAID alone [see Warnings and Precautions (5.2)] .
<i>Intervention:</i>	Concomitant use of LICART and analgesic doses of aspirin is not generally recommended because of the increased risk of bleeding [see Warnings and Precautions (5.12)] . LICART is not a substitute for low dose aspirin for cardiovascular protection.

## ACE Inhibitors, Angiotensin Receptor Blockers, and Beta-Blockers

<i>Clinical Impact:</i>	<ul style="list-style-type: none"><li>• NSAIDs may diminish the antihypertensive effect of angiotensin converting enzyme (ACE) inhibitors, angiotensin receptor blockers (ARBs), or beta-blockers (including propranolol).</li></ul> <p>In patients who are elderly, volume-depleted (including those on diuretic therapy), or have renal impairment, co-administration of an NSAID with ACE inhibitors or ARBs may result in deterioration of renal function, including possible acute renal failure. These effects are usually reversible.</p>
<i>Intervention:</i>	<ul style="list-style-type: none"><li>• During concomitant use of LICART and ACE-inhibitors, ARBs, or betablockers, monitor blood pressure to ensure that the desired blood pressure is obtained.</li><li>• During concomitant use of LICART and ACE-inhibitors or ARBs in patients who are elderly, volume-depleted, or have impaired renal function, monitor for signs of worsening renal function [ <i>see Warnings and Precautions (5.6)</i> ] .</li></ul> <p>When these drugs are administered concomitantly, patients should be adequately hydrated. Assess renal function at the beginning of the concomitant treatment and periodically thereafter.</p>

## Diuretics

<i>Clinical Impact:</i>	Clinical studies, as well as post-marketing observations, showed that NSAIDs reduced the natriuretic effect of loop diuretics (e.g., furosemide) and thiazide diuretics in some patients. This effect has been attributed to the NSAID inhibition of renal prostaglandin synthesis.
<i>Intervention:</i>	During concomitant use of LICART with diuretics, observe patients for signs of worsening renal function, in addition to assuring diuretic efficacy including antihypertensive effects [ <i>see Warnings and Precautions (5.6)</i> ] .

## Digoxin

<i>Clinical Impact:</i>	The concomitant use of diclofenac with digoxin has been reported to increase the serum concentration and prolong the half-life of digoxin.
<i>Intervention:</i>	During concomitant use of LICART and digoxin, monitor serum digoxin levels.

## Lithium

<i>Clinical Impact:</i>	NSAIDs have produced elevations in plasma lithium levels and reductions in renal lithium clearance . The mean minimum lithium concentration increased
-------------------------	---

<i>Clinical Impact:</i>	15%, and the renal clearance decreased by approximately 20%. This effect has been attributed to NSAID inhibition of renal prostaglandin synthesis.
<i>Intervention:</i>	During concomitant use of LICART and lithium, monitor patients for signs of lithium toxicity.
<b>Methotrexate</b>	
<i>Clinical Impact:</i>	Concomitant use of NSAIDs and methotrexate may increase the risk for methotrexate toxicity (e.g., neutropenia, thrombocytopenia, renal dysfunction).
<i>Intervention:</i>	During concomitant use of LICART and methotrexate, monitor patients for methotrexate toxicity.
<b>Cyclosporine</b>	
<i>Clinical Impact:</i>	Concomitant use of LICART and cyclosporine may increase cyclosporine's nephrotoxicity.
<i>Intervention:</i>	During concomitant use of LICART and cyclosporine, monitor patients for signs of worsening renal function.
<b>NSAIDs and Salicylates</b>	
<i>Clinical Impact:</i>	Concomitant use of diclofenac with other NSAIDs or salicylates (e.g., diflunisal, salsalate) increases the risk of GI toxicity, with little or no increase in efficacy [see <i>Warnings and Precautions (5.2)</i> ].
<i>Intervention:</i>	The concomitant use of diclofenac with other NSAIDs or salicylates is not recommended.
<b>Pemetrexed</b>	
<i>Clinical Impact:</i>	Concomitant use of LICART and pemetrexed may increase the risk of pemetrexed-associated myelosuppression, renal, and GI toxicity (see the pemetrexed prescribing information).
<i>Intervention:</i>	During concomitant use of LICART and pemetrexed, in patients with renal impairment whose creatinine clearance ranges from 45 to 79 mL/min, monitor for myelosuppression, renal and GI toxicity. NSAIDs with short elimination half-lives (e.g., diclofenac, indomethacin) should be avoided for a period of two days before, the day of, and two days following administration of pemetrexed. In the absence of data regarding potential interaction between pemetrexed and NSAIDs with longer half-lives (e.g., meloxicam, nabumetone), patients taking these NSAIDs should interrupt dosing for at least five days before, the day of, and two days following pemetrexed administration.

## 8 USE IN SPECIFIC POPULATIONS

### 8.1 Pregnancy

## Risk Summary

Use of NSAIDs, including LICART, can cause premature closure of the fetal ductus arteriosus and fetal renal dysfunction leading to oligohydramnios and, in some cases, neonatal renal impairment. Because of these risks, limit dose and duration of LICART use between about 20 and 30 weeks of gestation, and avoid LICART use at about 30 weeks of gestation and later in pregnancy (see *Clinical Considerations and Data*).

### *Premature Closure of Fetal Ductus Arteriosus*

Use of NSAIDs, including LICART, at about 30 weeks gestation or later in pregnancy increases the risk of premature closure of the fetal ductus arteriosus.

### *Oligohydramnios/Neonatal Renal Impairment*

Use of NSAIDs at about 20 weeks gestation or later in pregnancy has been associated with cases of fetal renal dysfunction leading to oligohydramnios, and in some cases, neonatal renal impairment.

Data from observational studies regarding other potential embryofetal risks of NSAID use in women in the first or second trimesters of pregnancy are inconclusive.

In animal reproduction studies, diclofenac epolamine administered orally to pregnant rats and rabbits during the period of organogenesis produced embryotoxicity at approximately 3 and 7 times, respectively, the topical exposure from the maximum recommended human dose (MRHD) of LICART. In rats, increased incidences of skeletal anomalies and maternal toxicity were also observed at this dose. Diclofenac epolamine administered orally to both male and female rats prior to mating and throughout the mating period, and during gestation and lactation in females produced embryotoxicity at doses approximately 3 and 7 times, respectively, the topical exposure from the MRHD (see *Data*).

Based on animal data, prostaglandins have been shown to have an important role in endometrial vascular permeability, blastocyst implantation, and decidualization. In animal studies, administration of prostaglandin synthesis inhibitors such as diclofenac, resulted in increased pre- and post-implantation loss. Prostaglandins also have been shown to have an important role in fetal kidney development. In published animal studies, prostaglandin synthesis inhibitors have been reported to impair kidney development when administered at clinically relevant doses.

The estimated background risk of major birth defects and miscarriage for the indicated population(s) is unknown. All pregnancies have a background risk of birth defect, loss, or other adverse outcomes. In the U.S. general population, the estimated background risk of major birth defects and miscarriage in clinically recognized pregnancies is 2% to 4% and 15% to 20%, respectively.

## Clinical Considerations

### *Fetal/Neonatal Adverse Reactions*

#### Premature Closure of Fetal Ductus Arteriosus:

Avoid use of NSAIDs in women at about 30 weeks gestation and later in pregnancy, because NSAIDs, including LICART, can cause premature closure of the fetal ductus arteriosus ( see *Data*).



## *Oligohydramnios/Neonatal Renal Impairment*

If an NSAID is necessary at about 20 weeks gestation or later in pregnancy, limit the use to the lowest effective dose and shortest duration possible. If LICART treatment extends beyond 48 hours, consider monitoring with ultrasound for oligohydramnios. If oligohydramnios occurs, discontinue LICART and follow up according to clinical practice (see *Data*).

### Data

#### *Human Data*

##### Premature Closure of Fetal Ductus Arteriosus:

Published literature reports that the use of NSAIDs at about 30 weeks of gestation and later in pregnancy may cause premature closure of the fetal ductus arteriosus.

##### Oligohydramnios/Neonatal Renal Impairment:

Published studies and postmarketing reports describe maternal NSAID use at about 20 weeks gestation or later in pregnancy associated with fetal renal dysfunction leading to oligohydramnios, and in some cases, neonatal renal impairment. These adverse outcomes are seen, on average, after days to weeks of treatment, although oligohydramnios has been infrequently reported as soon as 48 hours after NSAID initiation. In many cases, but not all, the decrease in amniotic fluid was transient and reversible with cessation of the drug. There have been a limited number of case reports of maternal NSAID use and neonatal renal dysfunction without oligohydramnios, some of which were irreversible. Some cases of neonatal renal dysfunction required treatment with invasive procedures, such as exchange transfusion or dialysis.

Methodological limitations of these postmarketing studies and reports include lack of a control group; limited information regarding dose, duration, and timing of drug exposure; and concomitant use of other medications. These limitations preclude establishing a reliable estimate of the risk of adverse fetal and neonatal outcomes with maternal NSAID use. Because the published safety data on neonatal outcomes involved mostly preterm infants, the generalizability of certain reported risks to the full-term infant exposed to NSAIDs through maternal use is uncertain.

#### *Animal Data*

Pregnant Sprague Dawley rats were administered 1, 3, or 6 mg/kg diclofenac epolamine via oral gavage daily from gestation days 6 to 15. Maternal toxicity, embryotoxicity, and increased incidence of skeletal anomalies were noted with 6 mg/kg/day diclofenac epolamine, which corresponds to 3-times the maximum recommended daily exposure in humans based on a body surface area comparison. Pregnant New Zealand White rabbits were administered 1, 3, or 6 mg/kg diclofenac epolamine via oral gavage daily from gestation days 6 to 18. No maternal toxicity was noted; however, embryotoxicity was evident at 6 mg/kg/day group which corresponds to 7-times the maximum recommended daily exposure in humans based on a body surface area comparison.

Male rats were orally administered diclofenac epolamine (1, 3, 6 mg/kg) for 60 days prior to mating and throughout the mating period, and females were given the same doses 14 days prior to mating and through mating, gestation, and lactation. Embryotoxicity was observed at 6 mg/kg diclofenac epolamine (3-times the maximum recommended daily exposure in humans based on a body surface area comparison), and was manifested as

an increase in early resorptions, post-implantation losses, and a decrease in live fetuses. The number of live born and total born were also reduced as was F1 postnatal survival, but the physical and behavioral development of surviving F1 pups in all groups was the same as the deionized water control, nor was reproductive performance adversely affected despite a slight treatment-related reduction in body weight.

## **8.2 Lactation**

### Risk Summary

Data from published literature reports with oral preparations of diclofenac indicate the presence of small amounts of diclofenac in human milk (see *Data*). There are no data on the effects on the breastfed infant or the effects on milk production. The developmental and health benefits of breastfeeding should be considered along with the mother's clinical need for LICART and any potential adverse effects on the breastfed infant from LICART or from the underlying maternal condition.

### Data

One woman treated orally with a diclofenac salt, 150 mg/day, had a milk diclofenac level of 100 mcg/L, equivalent to an infant dose of about 0.03 mg/kg/day. Diclofenac was not detectable in breast milk in 12 women using diclofenac (after either 100 mg/day orally for 7 days or a single 50 mg intramuscular dose administered in the immediate postpartum period). The relative bioavailability for LICART is < 1% of a single 50 mg diclofenac tablet.

## **8.3 Females and Males of Reproductive Potential**

### Infertility

#### *Females*

Based on the mechanism of action, the use of prostaglandin-mediated NSAIDs, including LICART may delay or prevent rupture of ovarian follicles, which has been associated with reversible infertility in some women [see *Clinical Pharmacology (12.1)*]. Published animal studies have shown that administration of prostaglandin synthesis inhibitors has the potential to disrupt prostaglandin-mediated follicular rupture required for ovulation. Small studies in women treated with NSAIDs have also shown a reversible delay in ovulation. Consider withdrawal of NSAIDs, including LICART, in women who have difficulties conceiving or who are undergoing investigation of infertility.

## **8.4 Pediatric Use**

The safety and effectiveness of LICART in pediatric patients have not been established.

## **8.5 Geriatric Use**

Elderly patients, compared to younger patients, are at greater risk for NSAID-associated serious cardiovascular, gastrointestinal, and/or renal adverse reactions. If the anticipated benefit for the elderly patient outweighs these potential risks, start dosing at the low end of the dosing range, and monitor patients for adverse effects [see *Warnings and Precautions (5.1, 5.2, 5.3, 5.6, 5.14)*].

Clinical studies of LICART did not include sufficient numbers of subjects aged 65 and over to determine whether they respond differently from younger subjects. Other

reported clinical experience has not identified differences in responses between the elderly and younger patients.

## 10 OVERDOSAGE

Symptoms following acute NSAID overdoses have been typically limited to lethargy, drowsiness, nausea, vomiting, and epigastric pain, which have been generally reversible with supportive care. Gastrointestinal bleeding has occurred. Hypertension, acute renal failure, respiratory depression, and coma have occurred, but were rare [see *Warnings and Precautions* (5.1, 5.2, 5.4, 5.6)] .

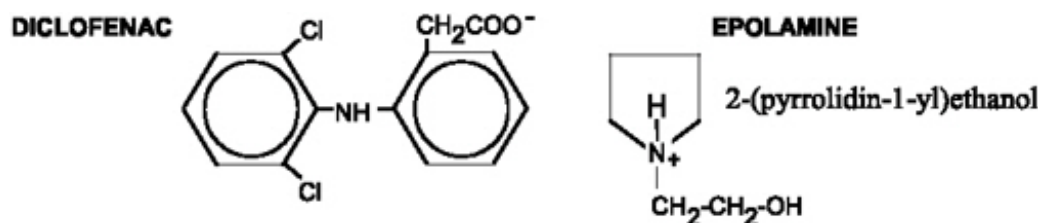
Manage patients with symptomatic and supportive care following an NSAID overdose. There are no specific antidotes. Forced diuresis, alkalization of urine, hemodialysis, or hemoperfusion may not be useful due to high protein binding.

For additional information about overdose treatment, call a poison control center (1-800-222-1222).

## 11 DESCRIPTION

LICART (diclofenac epolamine) topical system 1.3% is a nonsteroidal anti-inflammatory drug, available for topical application. LICART is a 10 cm × 14 cm topical system comprised of an adhesive material containing 1.3% diclofenac epolamine which is applied to a non-woven polyester felt backing and covered with a polypropylene film release liner. The release liner is removed prior to topical application to the skin.

The chemical name of diclofenac epolamine is 2-[(2,6-dichlorophenyl) amino] benzeneacetic acid, (2-(pyrrolidin-1-yl) ethanol salt, with a molecular formula of  $C_{20}H_{24}Cl_2N_2O_3$  and molecular weight 411.3, an n-octanol/water partition coefficient of 8 at pH 8.5, and the following chemical structure:



Each LICART contains 182 mg of diclofenac epolamine in an aqueous base. Each gram of adhesive contains 13 mg of diclofenac epolamine (equivalent to 9.4 mg diclofenac). Each LICART also contains the following inactive ingredients: butylene glycol, carboxymethylcellulose sodium, dihydroxyaluminum aminoacetate, edetate disodium, gelatin, heparin sodium, kaolin, methylparaben, polysorbate 80, povidone, propylene glycol, propylparaben, sodium polyacrylate, sorbitol solution, tartaric acid, titanium dioxide, and purified water.

## 12 CLINICAL PHARMACOLOGY

### 12.1 Mechanism of Action

Diclofenac has analgesic, anti-inflammatory, and antipyretic properties.

The mechanism of action of diclofenac, like that of other NSAIDs, is not completely understood but involves inhibition of cyclooxygenase (COX-1 and COX-2).

Diclofenac is a potent inhibitor of prostaglandin synthesis in vitro. Diclofenac concentrations reached during therapy have produced in vivo effects. Prostaglandins sensitize afferent nerves and potentiate the action of bradykinin in inducing pain in animal models. Prostaglandins are mediators of inflammation. Because diclofenac is an inhibitor of prostaglandin synthesis, its mode of action may be due to a decrease of prostaglandins in peripheral tissues.

Heparin sodium is included in the LICART formulation as an inactive ingredient. In one study in healthy human volunteers activated partial thromboplastin time (aPTT), a measure of coagulation, was unchanged following multiple LICART applications.

## 12.2 Pharmacodynamics

LICART applied to intact skin provides local analgesia by releasing diclofenac epolamine from the topical system into the skin.

## 12.3 Pharmacokinetics

### Absorption

Following application of LICART once-a-day (24-hour application) for four consecutive days on the front part of the thigh, peak plasma concentrations of diclofenac (range 0.4 – 2.9 ng/mL) were noted between 4 – 20 hours of application, with mean plasma concentrations of diclofenac in the range of 0.5 – 0.9 ng/mL during the application period. On average, after 24 hours of application (medial aspect of the upper arm), about 7 mg of diclofenac are released from the topical system.

Systemic exposure (AUC) and maximum plasma concentrations of diclofenac, after repeated dosing for four days with LICART were lower (<1%) than after a single oral 50-mg diclofenac sodium tablet.

The pharmacokinetics of LICART have been evaluated in healthy volunteers (1) at rest (i.e., under normal behavior), (2) undergoing moderate exercise (three cycling sessions of 20 minutes each, at 50% of Heart Rate Reserve above heart rate at rest, performed at several minutes and 4 and 8 hours after topical system application), (3) under occlusion (elastic occlusive bandage over the entire topical system during 24 hours of application, except two 1-hour periods of non-occlusion, 5 and 12 hours after topical system application), and (4) exposed to moderate heat (immediately after topical system application and 4, 8 and 12 hours thereafter over four consecutive days, warmed with a heat wrap for 20 minutes, with total heat exposure of 5 hours and 20 minutes). Moderate exercise, occlusion and moderate heat all increased (~ 20%) the peak plasma concentration (C<sub>max</sub>) and the systemic exposure (AUC) of diclofenac (see **Table 3**).

**Table 3: Diclofenac pharmacokinetics behavior following various LICART application modalities**

<b>Parameter</b>	<b>Normal</b>	<b>Moderate Exercise</b>	<b>Under Occlusion</b>	<b>Moderate Heat</b>
<b>C<sub>max</sub> (ng/mL)</b>	1.01±0.64	1.22±0.76	1.14±0.74	1.23±0.73

<b>T<sub>max</sub> (h)</b>	6 (4-20)	12 (0-24)	6 (0-24)	6 (0-20)
<b>AUC<sub>t</sub> (ng/mL×h)</b>	18.58±11.63	22.77±14.39	21.94±14.25	23.07±14.29
<b>C<sub>min</sub> (ng/mL)</b>	0.49±0.31	0.62±0.42	0.63±0.47	0.69±0.46

Values are arithmetic means ± SD, except for T<sub>max</sub>: median (min - max).

### Distribution

Diclofenac has a very high affinity (>99%) for human serum albumin. Diclofenac diffuses into and out of the synovial fluid. Diffusion into the joint occurs when plasma levels are higher than those in the synovial fluid, after which the process reverses and synovial fluid levels are higher than plasma levels. It is not known whether diffusion into the joint plays a role in the effectiveness of diclofenac.

### Elimination

#### *Metabolism*

Five diclofenac metabolites have been identified in human plasma and urine. The metabolites include 4'-hydroxy-, 5-hydroxy-, 3'-hydroxy-, 4',5-dihydroxy- and 3'-hydroxy-4'-methoxy diclofenac. The major diclofenac metabolite, 4'-hydroxy-diclofenac, has very weak pharmacologic activity. The formation of 4'-hydroxy- diclofenac is primarily mediated by CYP2C9. Both diclofenac and its oxidative metabolites undergo glucuronidation or sulfation followed by biliary excretion. Acylglucuronidation mediated by UGT2B7 and oxidation mediated by CYP2C8 may also play a role in diclofenac metabolism. CYP3A4 is responsible for the formation of minor metabolites, 5-hydroxy and 3'-hydroxy- diclofenac.

#### *Excretion*

The plasma elimination half-life of diclofenac after application of LICART is approximately 12 hours. Diclofenac is eliminated through metabolism and subsequent urinary and biliary excretion of the glucuronide and the sulfate conjugates of the metabolites. Little or no free unchanged diclofenac is excreted in the urine. Approximately 65% of the dose is excreted in the urine and approximately 35% in the bile as conjugates of unchanged diclofenac plus metabolites.

### Specific Populations

The pharmacokinetics of LICART has not been investigated in children, patients with hepatic or renal impairment, or specific racial groups.

### Drug Interaction Studies

*Aspirin:* When NSAIDs were administered with aspirin, the protein binding of NSAIDs was reduced, although the clearance of free NSAID was not altered. The clinical significance of this interaction is not known. See Table 2 for clinically significant drug interactions of NSAIDs with aspirin [see *Drug Interactions (7)*].

## **13 NONCLINICAL TOXICOLOGY**

## 13.1 Carcinogenesis, Mutagenesis, Impairment of Fertility

### Carcinogenesis

Long-term studies in animals have not been performed to evaluate the carcinogenic potential of either diclofenac epolamine or LICART.

### Mutagenesis

Diclofenac epolamine is not mutagenic in *Salmonella typhimurium* strains, nor does it induce an increase in metabolic aberrations in cultured human lymphocytes, or the frequency of micronucleated cells in the bone marrow micronucleus test performed in rats.

### Impairment of Fertility

Male and female Sprague Dawley rats were administered 1, 3, or 6 mg/kg/day diclofenac epolamine via oral gavage (males treated for 60 days prior to conception and during mating period, females treated for 14 days prior to mating through day 19 of gestation). Diclofenac epolamine treatment with 6 mg/kg/day resulted in increased early resorptions and post-implantation losses; however, no effects on the mating and fertility indices were found. The 6 mg/kg/day dose corresponds to 3 times the maximum recommended daily exposure in humans based on a body surface area comparison.

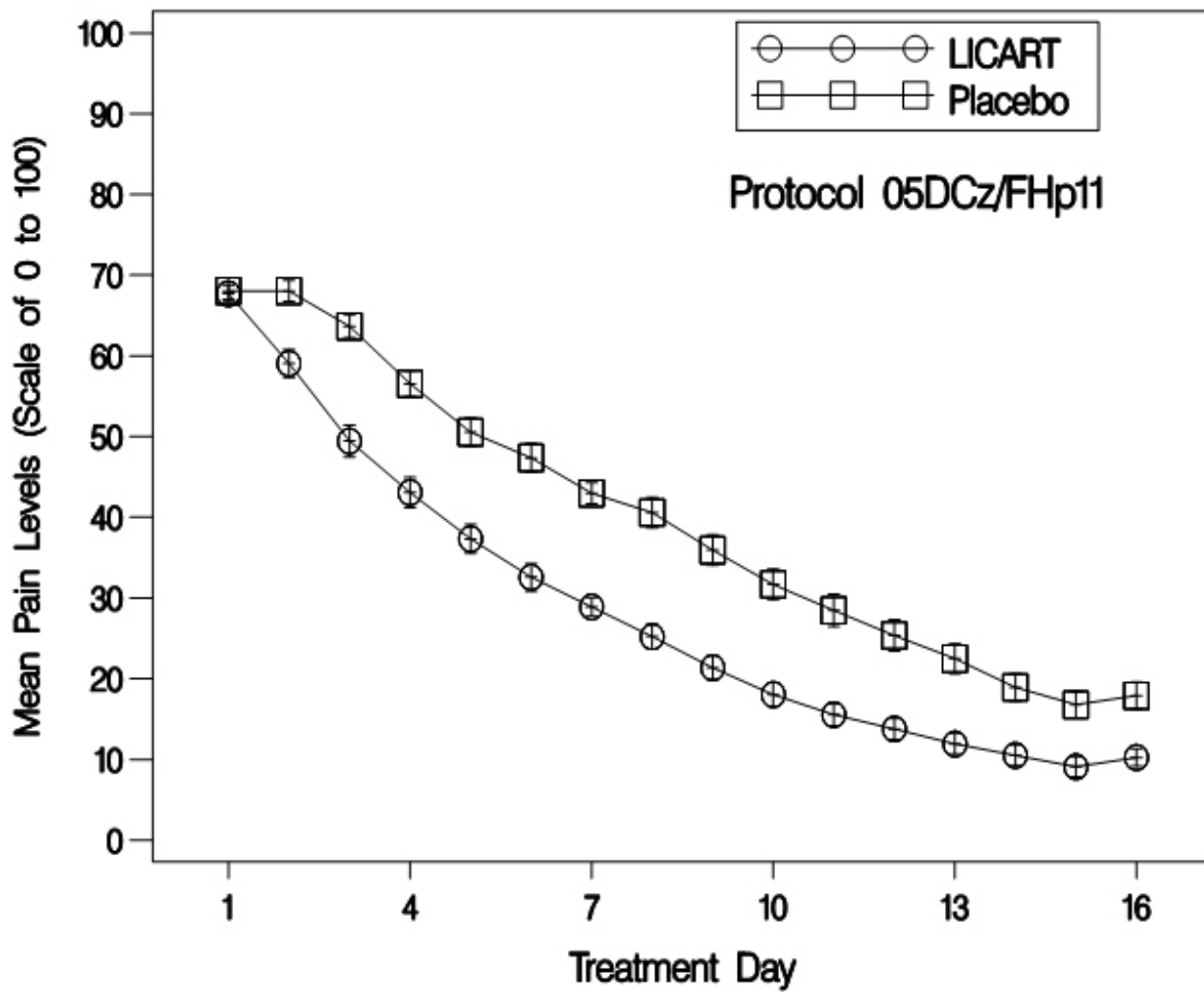
## 14 CLINICAL STUDIES

### 14.1 Minor Soft Tissue Injuries (Sprain, Contusion)

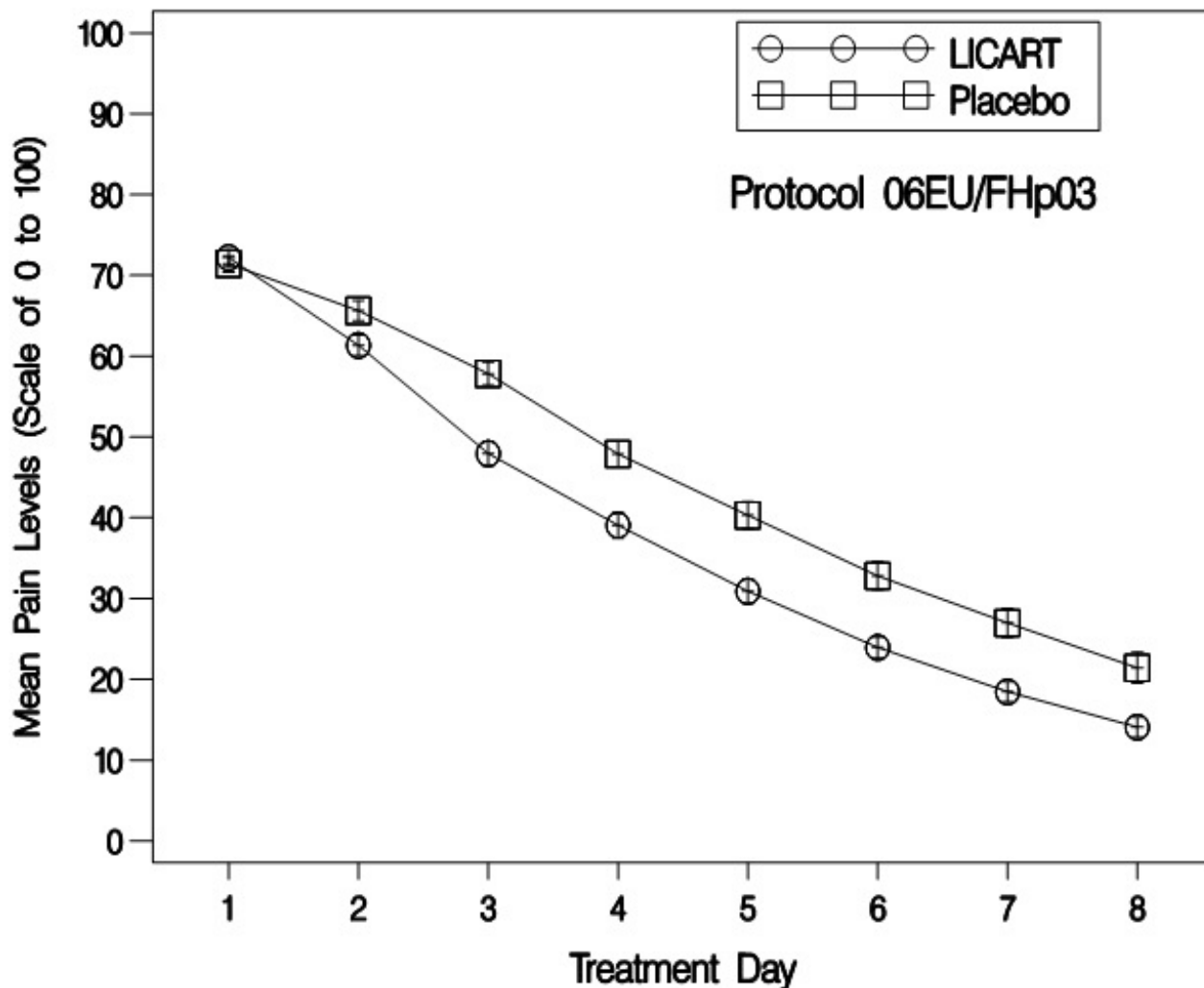
The efficacy of LICART was demonstrated in two randomized, double-blind, parallel-arm, placebo- and active-controlled studies in patients with minor sprains, strains, and/or contusions. Patients were randomized equally to receive LICART, placebo, or FLECTOR and treatment was applied as a 24-hour, once daily application for 7 or 14 days. FLECTOR was not administered according to its approved twice daily (BID) dosing regimen; therefore, conclusions regarding comparative efficacy between LICART and FLECTOR cannot be made based on these studies.

One study enrolled 429 adult patients aged 18 to 65 years with ankle sprain who had a mean baseline pain intensity on movement of 72 mm on a 0-100 mm visual analog scale (VAS). The second study enrolled 355 adult patients aged 18-75 years with muscle contusion of the limb who had a mean baseline pain on movement intensity of 68 mm on a 0-100 mm VAS. The primary efficacy endpoint was the mean change from baseline in pain on movement to Day 3 of treatment, where pain on movement was assessed twice daily (i.e., morning and evening) for 7 days in the ankle sprain study (06EU/FHp03) and 14 days in the muscle contusion study (05DCz/FHp11). In both studies, LICART demonstrated a statistically significant difference versus placebo on the primary efficacy endpoint, reduction in pain on movement at Day 3.

**Figure 1:** Pain on movement intensity score differences from baseline in the muscle contusion study (Protocol 05DCz/FHp11).



**Figure 2:** Pain on movement intensity score differences from baseline in the ankle sprain study (Protocol 06EU/FHp03).



Based on a clinical study in 28 subjects with LICART applied to the lower leg above the ankle, 28 subjects (100%) had adherence scores of 0 ( $\geq 90\%$  adhered) for all evaluations performed every 4 hours during the 24-hour wear period.

## 16 HOW SUPPLIED/STORAGE AND HANDLING

The LICART (diclofenac epolamine) topical system 1.3% is supplied in re-sealable envelopes, each containing 5 topical systems (10 cm  $\times$  14 cm EACH) (NDC 71858-0305-4), with 3 envelopes per box (NDC 71858-0305-5). Each LICART is debossed with "LICART (diclofenac epolamine) topical system 1.3%".

- Keep out of reach of children and pets.
- Envelopes should be sealed at all times when not in use.

### Storage

Store at 20 °C to 25 °C (68 °F to 77 °F); excursions permitted between 15 °C to 30 °C (59 °F to 86 °F) [see USP Controlled Room Temperature]. Once the envelope has been opened, LICART is stable up to 6 months, if stored at room temperature in the re-sealed envelope.

## 17 PATIENT COUNSELING INFORMATION



Advise the patient to read the FDA-approved patient labeling (Medication Guide) that accompanies each prescription dispensed, as well as the Directions for Use on the product packaging. Inform patients, families, or their caregivers of the following information before initiating therapy with LICART and periodically during the course of ongoing therapy.

#### Cardiovascular Thrombotic Events

Advise patients to be alert for the symptoms of cardiovascular thrombotic events, including chest pain, shortness of breath, weakness, or slurring of speech, and to report any of these symptoms to their health care provider immediately [see *Warnings and Precautions (5.1)*].

#### Gastrointestinal Bleeding, Ulceration, and Perforation

Advise patients to report symptoms of ulcerations and bleeding, including epigastric pain, dyspepsia, melena, and hematemesis to their health care provider. In the setting of concomitant use of low-dose aspirin for cardiac prophylaxis, inform patients of the increased risk for and the signs and symptoms of GI bleeding [see *Warnings and Precautions (5.2)*].

#### Hepatotoxicity

Inform patients of the warning signs and symptoms of hepatotoxicity (e.g., nausea, fatigue, lethargy, pruritus, diarrhea, jaundice, right upper quadrant tenderness, and "flu-like" symptoms). If these occur, instruct patients to stop LICART and seek immediate medical therapy [see *Warnings and Precautions (5.3)*].

#### Heart Failure and Edema

Advise patients to be alert for the symptoms of congestive heart failure including shortness of breath, unexplained weight gain, or edema and to contact their healthcare provider if such symptoms occur [see *Warnings and Precautions (5.5)*].

#### Anaphylactic Reactions

Inform patients of the signs of an anaphylactic reaction (e.g., difficulty breathing, swelling of the face or throat). Instruct patients to seek immediate emergency help if these occur [see *Contraindications (4) and Warnings and Precautions (5.7)*].

#### Serious Skin Reactions, including DRESS

Advise patients to stop using LICART immediately if they develop any type of rash or fever and to contact their healthcare provider as soon as possible [see *Warnings and Precautions (5.9, 5.10)*].

#### Female Fertility

Advise females of reproductive potential who desire pregnancy that NSAIDs, including LICART, may delay or prevent rupture of ovarian follicles, which has been associated with a reversible infertility in some women [see *Use in Specific Populations (8.3)*].

#### Fetal Toxicity

Inform pregnant women to avoid use of LICART and other NSAIDs starting at 30 weeks' gestation because of the risk of the premature closure of the fetal ductus arteriosus. If treatment with LICART is needed for a pregnant woman between about 20 to 30 weeks gestation, advise her that she may need to be monitored for oligohydramnios, if

treatment continues for longer than 48 hours [see *Warnings and Precautions (5.11)* and *Use in Specific Populations (8.1)*].

### Avoid Concomitant Use of other NSAIDs

Inform patients that the concomitant use of LICART with other NSAIDs or salicylates (e.g., diflunisal, salsalate) is not recommended due to the increased risk of gastrointestinal toxicity, and little or no increase in efficacy [see *Warnings and Precautions (5.2)* and *Drug Interactions (7)*]. Alert patients that NSAIDs may be present in "over-the-counter" medications for treatment of colds, fever, or insomnia.

### Use of NSAIDs and Low-Dose Aspirin

Inform patients not to use low-dose aspirin concomitantly with LICART until they talk to their healthcare provider [see *Drug Interactions (7)*].

### Eye Exposure

Instruct patients to avoid contact of LICART with the eyes and mucosa. Advise patients that if eye contact occurs, immediately wash out the eye with water or saline and consult a physician if irritation persists for more than an hour [see *Warnings and Precautions (5.15)*].

### Special Application Instructions

- Instruct patients that, if LICART begins to peel-off, the edges of the topical system may be taped down. If problems with adhesion persist, patients may overlay the topical system with a mesh netting sleeve, where appropriate (e.g., to secure topical systems applied to ankles, knees, or elbows). The mesh netting sleeve (e.g., Curad® Hold Tite™, Surgilast® Tubular Elastic Dressing) must allow air to pass through and not be occlusive (non-breathable) <sup>2</sup>.
- Instruct patients that LICART may not be applied to non-intact or damaged skin resulting from any etiology, e.g., exudative dermatitis, eczema, infected lesion, burns or wounds.
- Instruct patients not to wear LICART when bathing or showering.
- Instruct patients to avoid contact with eyes.
- Instruct patients to wash hands after applying, handling or removing the topical system.

---

<sup>2</sup> Curad ® Hold Tite™ is a trademark of Medline Industries, Inc., and Surgilast ® Tubular Elastic Dressing is a trademark of Derma Sciences, Inc.

**Manufactured for:** IBSA Institut Biochimique SA, 6912 Pazzallo, Switzerland

**Distributed by:** IBSA Pharma Inc., Parsippany, NJ 07054 USA

<b>Medication Guide for Nonsteroidal Anti-inflammatory Drugs (NSAIDs)</b>
---

<b>What is the most important information I should know about medicines called Nonsteroidal Anti-inflammatory Drugs (NSAIDs)?</b>
---

<b>NSAIDs can cause serious side effects, including:</b>
--

- |  |
|--|
| <ul style="list-style-type: none"><li>• <b>Increased risk of a heart attack or stroke that can lead to death.</b> This risk may happen early in treatment and may increase:<ul style="list-style-type: none"><li>◦ with increasing doses of NSAIDs</li><li>◦ with longer use of NSAIDs</li></ul></li></ul> |
|--|

**Do not take NSAIDs right before or after a heart surgery called a "coronary artery bypass graft (CABG)."**

**Avoid taking NSAIDs after a recent heart attack, unless your healthcare provider tells you to. You may have an increased risk of another heart attack if you take NSAIDs after a recent heart attack.**

- **Increased risk of bleeding, ulcers, and tears (perforation) of the esophagus (tube leading from the mouth to the stomach), stomach and intestines:**
  - anytime during use
  - without warning symptoms
  - that may cause death

**The risk of getting an ulcer or bleeding increases with:**

- past history of stomach ulcers, or stomach or intestinal bleeding with use of NSAIDs
- taking medicines called "corticosteroids", "anticoagulants", "SSRIs", or "SNRIs"
- increasing doses of NSAIDs
- longer use of NSAIDs
- smoking
- drinking alcohol
- older age
- poor health
- advanced liver disease
- bleeding problems

**NSAIDs should only be used:**

- exactly as prescribed
- at the lowest dose possible for your treatment
- for the shortest time needed

**What are NSAIDs?**

NSAIDs are used to treat pain and redness, swelling, and heat (inflammation) from medical conditions such as different types of arthritis, menstrual cramps, and other types of short-term pain.

**Who should not take NSAIDs?**

**Do not take NSAIDs:**

- if you have had an asthma attack, hives, or other allergic reaction with aspirin or any other NSAIDs.
- right before or after heart bypass surgery.

**Before taking NSAIDs, tell your healthcare provider about all of your medical conditions, including if you:**

- have liver or kidney problems
- have high blood pressure
- have asthma
- are pregnant or plan to become pregnant. Taking NSAIDs at about 20 weeks of pregnancy or later may harm your unborn baby. If you need to take NSAIDs for more than 2 days when you are between 20 and 30 weeks of pregnancy, your

healthcare provider may need to monitor the amount of fluid in your womb around your baby. **You should not take NSAIDs after about 30 weeks of pregnancy.**

- are breastfeeding or plan to breast feed .

**Tell your healthcare provider about all of the medicines you take, including prescription or over-the-counter medicines, vitamins or herbal supplements.** NSAIDs and some other medicines can interact with each other and cause serious side effects. **Do not start taking any new medicine without talking to your healthcare provider first.**

**What are the possible side effects of NSAIDs?**

**NSAIDs can cause serious side effects, including:**

**See " What is the most important information I should know about medicines called Nonsteroidal Anti-inflammatory Drugs (NSAIDs)?"**

- new or worse high blood pressure
- heart failure
- liver problems including liver failure
- kidney problems including kidney failure
- low red blood cells (anemia)
- life-threatening skin reactions
- life-threatening allergic reactions
- **Other side effects of NSAIDs include:** stomach pain, constipation, diarrhea, gas, heartburn, nausea, vomiting, and dizziness.

**Get emergency help right away if you get any of the following symptoms:**

- shortness of breath or trouble breathing
- chest pain
- weakness in one part or side of your body
- slurred speech
- swelling of the face or throat

**Stop taking your NSAID and call your healthcare provider right away if you get any of the following symptoms:**

- nausea
- more tired or weaker than usual
- diarrhea
- itching
- your skin or eyes look yellow
- indigestion or stomach pain
- flu-like symptoms
- vomit blood
- there is blood in your bowel movement or it is black and sticky like tar
- unusual weight gain
- skin rash or blisters with fever
- swelling of the arms, legs, hands and feet

**If you take too much of your NSAID, call your healthcare provider or get medical help right away.**

These are not all the possible side effects of NSAIDs. For more information, ask your healthcare provider or pharmacist about NSAIDs.

Call your doctor for medical advice about side effects. You may report side effects to FDA at 1-800-FDA-1088.

**Other information about NSAIDs**

- Aspirin is an NSAID but it does not increase the chance of a heart attack. Aspirin can

cause bleeding in the brain, stomach, and intestines. Aspirin can also cause ulcers in the stomach and intestines.

- Some NSAIDs are sold in lower doses without a prescription (over-the-counter). Talk to your healthcare provider before using over-the-counter NSAIDs for more than 10 days.

### **General information about the safe and effective use of NSAIDs**

Medicines are sometimes prescribed for purposes other than those listed in a Medication Guide. Do not use NSAIDs for a condition for which it was not prescribed. Do not give NSAIDs to other people, even if they have the same symptoms that you have. It may harm them.

If you would like more information about NSAIDs, talk with your healthcare provider. You can ask your pharmacist or healthcare provider for information about NSAIDs that is written for health professionals.

**Manufactured for:** IBSA Institut Biochimique SA, 6912 Pazzallo, Switzerland

**Distributed by:** IBSA Pharma Inc., Parsippany, NJ 07054 USA

For more information, go to [www.licart.com](http://www.licart.com) or call 1-800-587-3513

This Medication Guide has been approved by the U.S. Food and Drug Administration.

Revised: 11/2022

1235 edition V 11.22

### **PRINCIPAL DISPLAY PANEL - 15 Patch Carton**

NDC 71858-0305-5

Licart®

(diclofenac epolamine) topical system 1.3%

CHANGE LICART ONCE DAILY 24hr

Rx Only

15 TOPICAL SYSTEMS (10 CM X 14 CM EACH)

Dispense with enclosed Medication Guide

Fold the used topical systems so that the adhesive side sticks to itself and safely discard used topical systems where children and pets cannot get them

IBSA



# LICART

diclofenac epolamine system

## Product Information

<b>Product Type</b>	HUMAN PRESCRIPTION DRUG	<b>Item Code (Source)</b>	NDC:71858-0305
<b>Route of Administration</b>	TOPICAL		

## Active Ingredient/Active Moiety

Ingredient Name	Basis of Strength	Strength
<b>DICLOFENAC EPOLAMINE</b> (UNII: X5F8EKL9ZG) (DICLOFENAC - UNII:144O8QL0L1)	DICLOFENAC EPOLAMINE	0.013 g

## Inactive Ingredients

Ingredient Name	Strength
<b>BUTYLENE GLYCOL</b> (UNII: 3XUS85K0RA)	
<b>CARBOXYMETHYLCELLULOSE SODIUM, UNSPECIFIED</b> (UNII: K679OBS311)	
<b>DIHYDROXYALUMINUM AMINOACETATE</b> (UNII: DO250MG0W6)	
<b>EDETATE DISODIUM</b> (UNII: 7FLD91C86K)	
<b>GELATIN, UNSPECIFIED</b> (UNII: 2G86QN327L)	
<b>HEPARIN SODIUM</b> (UNII: ZZ45AB24CA)	
<b>KAOLIN</b> (UNII: 24H4NWX5CO)	
<b>METHYLPARABEN</b> (UNII: A2I8C7HI9T)	
<b>POLYSORBATE 80</b> (UNII: 6OZP39ZG8H)	

**POVIDONE, UNSPECIFIED** (UNII: FZ989GH94E)

**PROPYLENE GLYCOL** (UNII: 6DC9Q167V3)

**PROPYLPARABEN** (UNII: Z8IX2SC1OH)

**SORBITOL** (UNII: 506T60A25R)

**TARTARIC ACID** (UNII: W4888I119H)

**TITANIUM DIOXIDE** (UNII: 15FIX9V2JP)

**WATER** (UNII: 059QF0KO0R)

### Product Characteristics

<b>Color</b>	white	<b>Score</b>	
<b>Shape</b>	RECTANGLE	<b>Size</b>	
<b>Flavor</b>		<b>Imprint Code</b>	
<b>Contains</b>			

### Packaging

#	Item Code	Package Description	Marketing Start Date	Marketing End Date
1	NDC:71858-0305-2	1 in 1 CARTON	09/01/2020	
1	NDC:71858-0305-1	2 in 1 POUCH; Type 2: Prefilled Drug Delivery Device/System (syringe, patch, etc.)		
2	NDC:71858-0305-5	3 in 1 CARTON	09/01/2020	
2	NDC:71858-0305-4	5 in 1 POUCH; Type 2: Prefilled Drug Delivery Device/System (syringe, patch, etc.)		

### Marketing Information

Marketing Category	Application Number or Monograph Citation	Marketing Start Date	Marketing End Date
NDA	NDA206976	09/01/2020	

**Labeler** - IBSA Pharma Inc. (081215551)

Revised: 11/2024

IBSA Pharma Inc.