

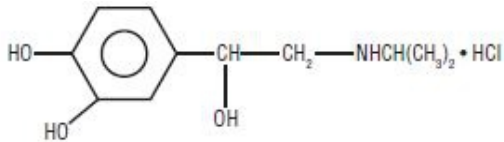
**ISOPROTERENOL HYDROCHLORIDE- isoproterenol hydrochloride injection, solution**  
**Amphastar Pharmaceuticals, Inc.**

-----  
**Rx only**

**Sterile Injection**

**DESCRIPTION**

Isoproterenol hydrochloride is 3,4-dihydroxy--[(isopropylamino)methyl] benzyl alcohol hydrochloride, a synthetic sympathomimetic amine that is structurally related to epinephrine but acts almost exclusively on beta receptors. The molecular formula is  $C_{11}H_{17}NO_3 \cdot HCl$ . It has a molecular weight of 247.72 and the following structural formula:



Isoproterenol hydrochloride is a racemic compound.

Each milliliter of the sterile solution contains:

Isoproterenol hydrochloride injection, USP	0.2 mg
Edetate Disodium (EDTA)	0.2 mg
Sodium Chloride	7.0 mg
Sodium Citrate, Dihydrate	2.07 mg
Citric Acid, Anhydrous	2.5 mg
Water for Injection	1.0 mL

The pH is adjusted between 2.5 and 4.5 with hydrochloric acid or sodium hydroxide.

The sterile solution is nonpyrogenic and can be administered by the intravenous, intramuscular, subcutaneous, or intracardiac routes.

**CLINICAL PHARMACOLOGY**

Isoproterenol is a potent nonselective beta-adrenergic agonist with very low affinity for alpha-adrenergic receptors. Intravenous infusion of isoproterenol in man lowers peripheral vascular resistance, primarily in skeletal muscle but also in renal and mesenteric vascular beds. Diastolic pressure falls. Renal blood flow is decreased in normotensive subjects but is increased markedly in shock. Systolic blood pressure may remain unchanged or rise, although mean arterial pressure typically falls. Cardiac output is increased because of the positive inotropic and chronotropic effects of the drug in the face of diminished peripheral vascular resistance. The cardiac effects of isoproterenol may lead to palpitations, sinus tachycardia, and more serious arrhythmias; large doses of isoproterenol may cause myocardial necrosis in animals.

Isoproterenol relaxes almost all varieties of smooth muscle when the tone is high, but this action is most pronounced on bronchial and gastrointestinal smooth muscle. It prevents or relieves bronchoconstriction, but tolerance to this effect develops with overuse of the drug.

In man, isoproterenol causes less hyperglycemia than does epinephrine. Isoproterenol and epinephrine are equally effective in stimulating the release of free fatty acids and energy production.

**Absorption, Fate, and Excretion.** Isoproterenol is metabolized primarily in the liver and other tissues by COMT. Isoproterenol is a relatively poor substrate for MAO and is not taken up by sympathetic neurons to the same extent as are epinephrine and norepinephrine. The duration of action of isoproterenol may therefore be longer than that of epinephrine, but is still brief.

**INDICATIONS AND USAGE**

Isoproterenol hydrochloride injection is indicated:

- For mild or transient episodes of heart block that do not require electric shock or pacemaker therapy.
- For serious episodes of heart block and Adams-Stokes attacks (except when caused by ventricular tachycardia or fibrillation). (See CONTRAINDICATIONS.)
- For use in cardiac arrest until electric shock or pacemaker therapy, the treatments of choice, is available. (See CONTRAINDICATIONS.)
- For bronchospasm occurring during anesthesia.
- As an adjunct to fluid and electrolyte replacement therapy and the use of other drugs and procedures in the treatment of hypovolemic and septic shock, low cardiac output (hypoperfusion) states, congestive heart failure, and cardiogenic shock. (See WARNINGS.)

## **CONTRAINDICATIONS**

Use of isoproterenol hydrochloride injection is contraindicated in patients with tachyarrhythmias; tachycardia or heart block caused by digitalis intoxication; ventricular arrhythmias which require inotropic therapy; and angina pectoris.

## **WARNINGS**

Isoproterenol hydrochloride injection, by increasing myocardial oxygen requirements while decreasing effective coronary perfusion, may have a deleterious effect on the injured or failing heart. Most experts discourage its use as the initial agent in treating cardiogenic shock following myocardial infarction. However, when a low arterial pressure has been elevated by other means, isoproterenol hydrochloride injection may produce beneficial hemodynamic and metabolic effects.

In a few patients, presumably with organic disease of the AV node and its branches, isoproterenol hydrochloride injection has paradoxically been reported to worsen heart block or to precipitate Adams-Stokes attacks during normal sinus rhythm or transient heart block.

## **PRECAUTIONS**

### **General**

Isoproterenol hydrochloride injection should generally be started at the lowest recommended dose. This may be gradually increased if necessary while carefully monitoring the patient. Doses sufficient to increase the heart rate to more than 130 beats per minute may increase the likelihood of inducing ventricular arrhythmias. Such increases in heart rate will also tend to increase cardiac work and oxygen requirements which may adversely affect the failing heart or the heart with a significant degree of arteriosclerosis.

Adequate filling of the intravascular compartment by suitable volume expanders is of primary importance in most cases of shock and should precede the administration of vasoactive drugs. In patients with normal cardiac function, determination of central venous pressure is a reliable guide during volume replacement. If evidence of hypoperfusion persists after adequate volume replacement, isoproterenol hydrochloride injection may be given.

In addition to the routine monitoring of systemic blood pressure, heart rate, urine flow, and the electrocardiograph, monitor the response to therapy by frequent determination of the central venous pressure and blood gases. Closely observe patients in shock during isoproterenol hydrochloride injection administration. If the heart rate exceeds 110 beats per minute, it may be advisable to decrease the infusion rate or temporarily discontinue the infusion. Determinations of cardiac output and circulation time may also be helpful. Take appropriate measures to ensure adequate ventilation. Pay attention to acid-base balance and to the correction of electrolyte disturbances.

### **Drug Interactions**

Isoproterenol hydrochloride injection and epinephrine should not be administered simultaneously because both drugs are direct cardiac stimulants and their combined effects may induce serious arrhythmias. The drugs may, however, be administered alternately provided a proper interval has elapsed between doses.

Avoid isoproterenol hydrochloride injection when potent inhalational anesthetics such as halothane are employed because of potential to sensitize the myocardium to effects of sympathomimetic amines.

### **Carcinogenesis, Mutagenesis, Impairment of Fertility**

Long-term studies in animals to evaluate the carcinogenic potential of isoproterenol hydrochloride have not been done. Mutagenic potential and effect on fertility have not been determined. There is no evidence from human experience that isoproterenol hydrochloride injection may be carcinogenic or mutagenic or that it impairs fertility.

### **Pregnancy Category C**

Animal reproduction studies have not been conducted with isoproterenol hydrochloride. It is also not known whether isoproterenol hydrochloride can cause fetal harm when administered to a pregnant woman or can affect reproduction capacity. Isoproterenol hydrochloride should be given to a pregnant woman only if clearly needed.

### **Nursing Mothers**

It is not known whether this drug is excreted in human milk. Because many drugs are excreted in human milk, caution should be exercised when isoproterenol hydrochloride injection is administered to a nursing woman.

### **Pediatric Use**

Safety and efficacy of isoproterenol in pediatric patients have not been established.

Intravenous infusions of isoproterenol in refractory asthmatic children at rates of 0.05 to 2.7 mcg/kg/min have caused clinical deterioration, myocardial necrosis, congestive heart failure and death. The risks of cardiac toxicity appear to be increased by some factors [acidosis, hypoxemia, coadministration of corticosteroids, coadministration of methylxanthines (theophylline, theobromine) or aminophylline] that are especially likely to be present in these patients. If intravenous isoproterenol is used in children with refractory asthma, patient monitoring must include continuous assessment of vital signs, frequent electrocardiography, and daily measurements of cardiac enzymes, including CPK-MB.

### **Geriatric Use**

Clinical studies of isoproterenol hydrochloride injection did not include sufficient numbers of subjects aged 65 and over to determine whether they respond differently from younger subjects in clinical circumstances. There are, however, some data that suggest that elderly healthy or hypertensive patients are less responsive to beta-adrenergic stimulation than are younger subjects. In general, dose selection for elderly patients should usually start at the low end of the dosing range, reflecting the greater frequency of decreased hepatic, renal or cardiac function and of concomitant diseases or other drug therapy.

## **ADVERSE REACTIONS**

The following reactions to isoproterenol hydrochloride injection have been reported:

*CNS:* Nervousness, headache, dizziness, nausea, visual blurring.

*Cardiovascular:* Tachycardia, palpitations, angina, Adams-Stokes attacks, pulmonary edema, hypertension, hypotension, ventricular arrhythmias, tachyarrhythmias.

In a few patients, presumably with organic disease of the AV node and its branches, isoproterenol hydrochloride injection has been reported to precipitate Adams-Stokes seizures during normal sinus rhythm or transient heart block.

*Respiratory:* Dyspnea.

*Other:* Flushing of the skin, sweating, mild tremors, weakness, pallor

## **OVERDOSAGE**

The acute toxicity of isoproterenol hydrochloride in animals is much less than that of epinephrine.

Excessive doses in animals or man can cause a striking drop in blood pressure, and repeated large doses in animals may result in cardiac enlargement and focal myocarditis.

In case of accidental overdosage as evidenced mainly by tachycardia or other arrhythmias, palpitations, angina, hypotension, or hypertension, reduce rate of administration or discontinue isoproterenol hydrochloride injection until patient's condition stabilizes. Blood pressure, pulse, respiration, and ECG should be monitored.

It is not known whether isoproterenol hydrochloride is dialyzable.

The oral LD<sub>50</sub> of isoproterenol hydrochloride in mice is 3,850 mg/kg ± 1,190 mg/kg of pure drug in solution.

## DOSAGE AND ADMINISTRATION

Start isoproterenol hydrochloride injection at the lowest recommended dose and increase the rate of administration gradually if necessary while carefully monitoring the patient. The usual route of administration is by intravenous infusion or bolus intravenous injection. In dire emergencies, the drug may be administered by intracardiac injection. If time is not of the utmost importance, initial therapy by intramuscular or subcutaneous injection is preferred.

### Recommended dosage for adults with heart block, Adams-Stokes attacks, and cardiac arrest:

Route of Administration	Preparation of Dilution	Initial Dose	Subsequent Dose Range*
Bolus intravenous injection	Dilute 1 mL (0.2 mg) in 9 mL of Sodium Chloride Injection, USP, or 5% Dextrose Injection, USP	0.02 mg to 0.06 mg (1 mL to 3 mL of diluted solution)	0.01 mg to 0.2 mg (0.5 mL to 10 mL of diluted solution)
Intravenous infusion	Dilute 10 mL (2 mg) in 500 mL of 5% Dextrose Injection, USP	5 mcg/min. (1.25 mL of diluted solution per minute)	
Intramuscular	Use Solution undiluted	0.2 mg (1 mL)	0.02 mg to 1 mg (0.1 mL to 5 mL)
Subcutaneous	Use Solution undiluted	0.2 mg (1 mL)	0.15 mg to 0.2 mg (0.75 mL to 1 mL)
Intracardiac	Use Solution undiluted	0.02 mg (0.1 mL)	

\* Subsequent dosage and method of administration depend on the ventricular rate and the rapidity with which the cardiac pacemaker can take over when the drug is gradually withdrawn.

There are no well-controlled studies in children to establish appropriate dosing; however, the American Heart Association recommends an initial infusion rate of 0.1 mcg/kg/min, with the usual range being 0.1 mcg/kg/min to 1 mcg/kg/min.

### Recommended dosage for adults with shock and hypoperfusion states:

Route of Administration	Preparation of Dilution <sup>†</sup>	Infusion Rate <sup>††</sup>
Intravenous infusion	Dilute 5 mL (1 mg) in 500 mL of 5% Dextrose Injection, USP	0.5 mcg to 5 mcg per minute (0.25 mL to 2.5 mL of diluted solution)

† Concentrations up to 10 times greater have been used when limitation of volume is essential.

†† Rates over 30 mcg per minute have been used in advanced stages of shock. The rate of infusion should be adjusted on the basis of heart rate, central venous pressure, systemic blood pressure, and urine flow. If the heart rate exceeds 110 beats per minute, it may be advisable to decrease or temporarily discontinue the infusion.

### Recommended dosage for adults with bronchospasm occurring during anesthesia:

Route of Administration	Preparation of Dilution	Initial Dose	Subsequent Dose
Bolus intravenous injection	Dilute 1 mL (0.2 mg) in 9 mL of Sodium Chloride Injection, USP, or 5% Dextrose Injection, USP	0.01 mg to 0.02 mg (0.5 mL to 1 mL of diluted solution)	The initial dose may be repeated when necessary

Parenteral drug products should be inspected visually for particulate matter and discoloration prior to administration, whenever solution and container permit. Such solution should not be used.

## HOW SUPPLIED

NDC	Container	Concentration	Fill	Quantity
0548-9501-00	Single-Dose Vial	0.2 mg/mL	1 mL	10 × 1 mL Single Dose Vials
0548-9502-00	Single-Dose Vial	1 mg/5 mL (0.2 mg/mL)	5 mL	10 × 5 mL Single Dose Vials

**Protect from light. Keep in opaque container until used.**

**Store at 20° to 25°C (68° to 77°F). [See USP Controlled Room Temperature.]**

Do not use if the injection is pinkish or darker than slightly yellow or contains a precipitate.

Amphastar Pharmaceuticals, Inc.  
Rancho Cucamonga, CA 91730 U.S.A.  
Rev. 11/17  
6995016C

## PRINCIPLE DISPLAY PANEL: Vial Label (1 mL)

NDC 0548-**9501**-00 Rx only

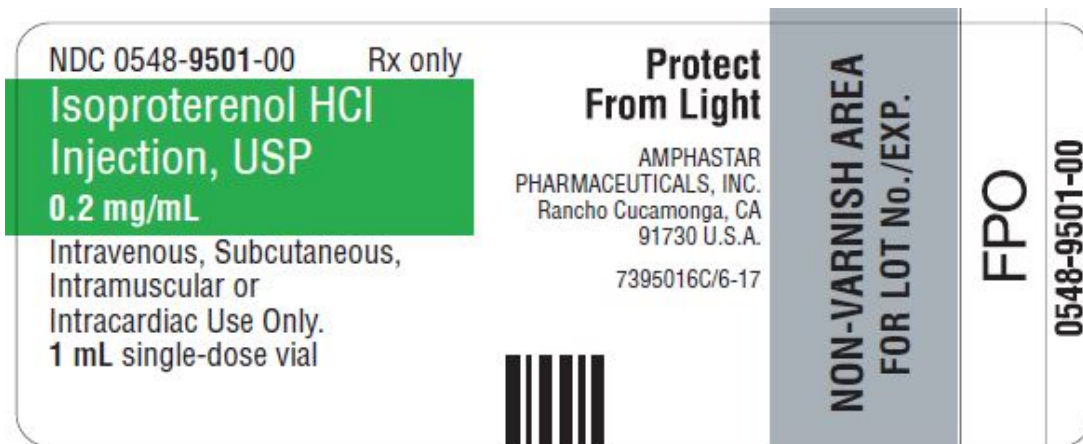
Isoproterenol HCl  
Injection, USP  
0.2 mg/mL

Intravenous, Subcutaneous,  
Intramuscular or  
Intracardiac Use Only.  
**1 mL** single-dose vial

**Protect  
From Light**

AMPHASTAR  
PHARMACEUTICALS, INC.  
Rancho Cucamonga, CA  
91730 U.S.A.  
7395016C/6-17

**0548-9051-00**



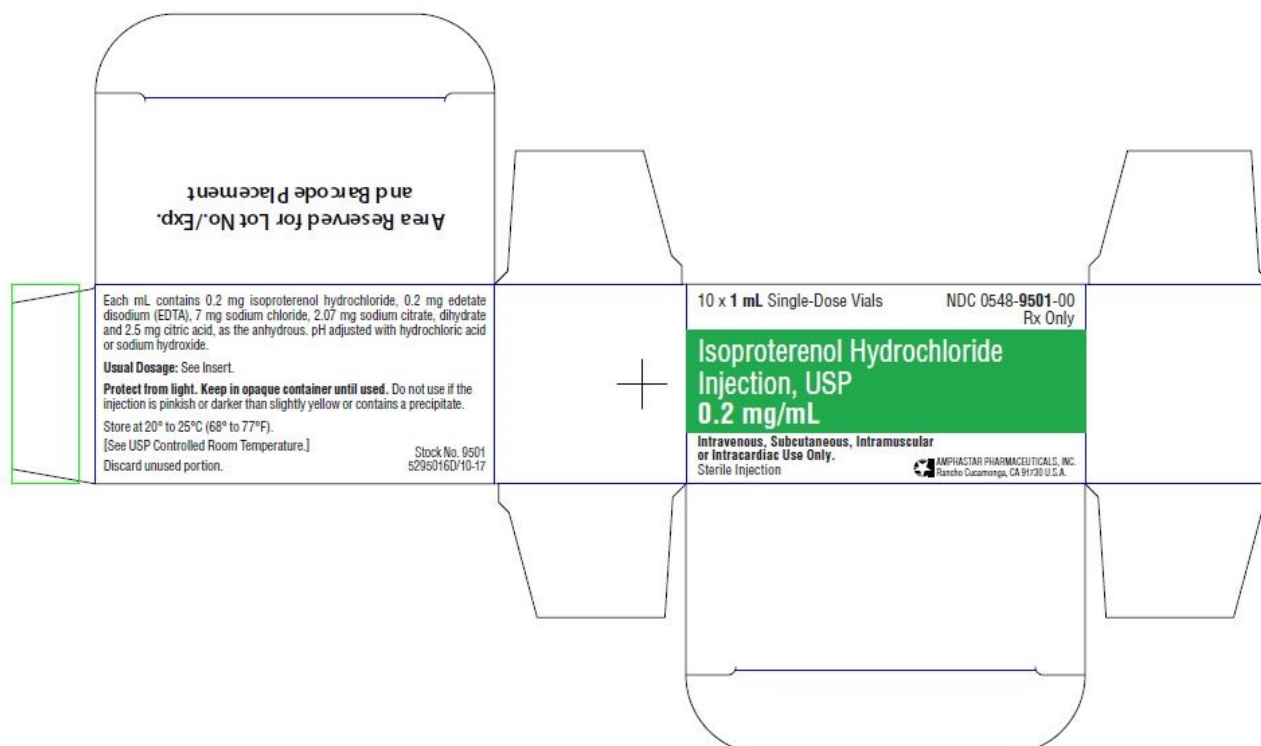
**PRINCIPLE DISPLAY PANEL: Carton (1 mL)**

10 x 1 mL Single-Dose Vials      NDC 0548-9501-00  
 Rx Only

Isoproterenol Hydrochloride  
 Injection, USP  
**0.2 mg/mL**

**Intravenous, Subcutaneous, Intramuscular  
 or Intracardiac Use Only.** Sterile Injection

AMPHASTAR PHARMACEUTICALS, INC.  
 Rancho Cucamonga, CA 91730 U.S.A.



**PRINCIPLE DISPLAY PANEL: Vial Label (5 mL)**

NDC 0548-9502-00    Rx only

Isoproterenol HCl  
 Injection, USP  
**1 mg/mL (0.2 mg/mL)**

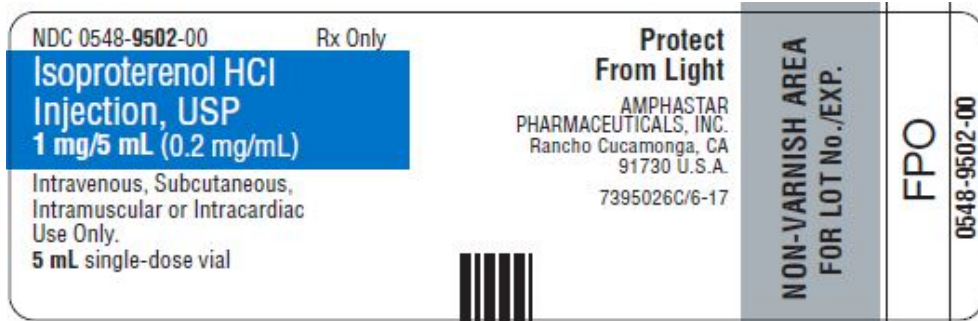
Intravenous, Subcutaneous,  
 Intramuscular or Intracardiac  
 Use Only.  
 5 mL single-dose vial

**Protect  
 From Light**

AMPHASTAR  
 PHARMACEUTICALS, INC.  
 Rancho Cucamonga, CA  
 91730 U.S.A.

7395026C/6-17

**0548-9052-00**



**PRINCIPLE DISPLAY PANEL: Carton (5 mL)**

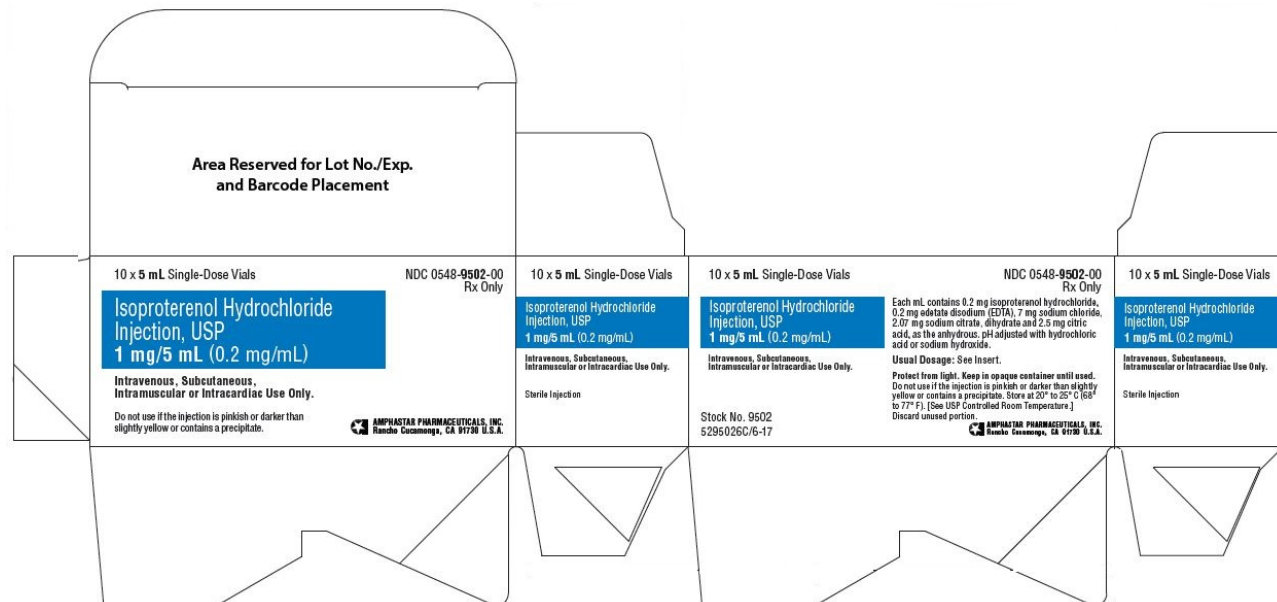
10 x 5 mL Single-Dose Vials    NDC 0548-9502-00  
 Rx Only

Isoproterenol Hydrochloride  
 Injection, USP  
 1 mg/5 mL (0.2 mg/mL)

**Intravenous, Subcutaneous, Intramuscular  
 or Intracardiac Use Only.**

Do not use if the injection is pinkish or darker than  
 slightly yellow or contains a precipitate.

**AMPHASTAR PHARMACEUTICALS, INC.  
 Rancho Cucamonga, CA 91730 U.S.A.**



## ISOPROTERENOL HYDROCHLORIDE

isoproterenol hydrochloride injection, solution

Product Information			
Product Type	HUMAN PRESCRIPTION DRUG	Item Code (Source)	NDC:0548-9501
Route of Administration	INTRAVENOUS, INTRAMUSCULAR, SUBCUTANEOUS, INTRACARDIAC		

Active Ingredient/Active Moiety		
Ingredient Name	Basis of Strength	Strength
ISOPROTERENOL HYDROCHLORIDE (UNII: DIA2A74855) (ISOPROTERENOL - UNII:L628TT009W)	ISOPROTERENOL HYDROCHLORIDE	0.2 mg in 1 mL

Inactive Ingredients	
Ingredient Name	Strength
EDETATE DISODIUM (UNII: 7FLD91C86K)	
SODIUM CHLORIDE (UNII: 451W47IQ8X)	
TRISODIUM CITRATE DIHYDRATE (UNII: B22547B95K)	
ANHYDROUS CITRIC ACID (UNII: XF417D3PSL)	
WATER (UNII: 059QF0K00R)	
HYDROCHLORIC ACID (UNII: QTT17582CB)	
SODIUM HYDROXIDE (UNII: 55X04QC32I)	

Packaging				
#	Item Code	Package Description	Marketing Start Date	Marketing End Date
1	NDC:0548-9501-00	10 in 1 CARTON	07/16/2018	
1		1 mL in 1 VIAL; Type 0: Not a Combination Product		

Marketing Information			
Marketing Category	Application Number or Monograph Citation	Marketing Start Date	Marketing End Date
ANDA	ANDA210106	07/16/2018	

## ISOPROTERENOL HYDROCHLORIDE

isoproterenol hydrochloride injection, solution

Product Information			
Product Type	HUMAN PRESCRIPTION DRUG	Item Code (Source)	NDC:0548-9502
Route of Administration	INTRAVENOUS, INTRAMUSCULAR, SUBCUTANEOUS, INTRACARDIAC		

Active Ingredient/Active Moiety		
Ingredient Name	Basis of Strength	Strength



<b>ISOPROTERENOL HYDROCHLORIDE</b> (UNII: DIA2A74855) (ISOPROTERENOL - UNII:L628TT009W)		ISOPROTERENOL HYDROCHLORIDE	0.2 mg in 1 mL	
<b>Inactive Ingredients</b>				
		<b>Ingredient Name</b>	<b>Strength</b>	
		EDETATE DISODIUM (UNII: 7FLD91C86K)		
		SODIUM CHLORIDE (UNII: 451W47IQ8X)		
		TRISODIUM CITRATE DIHYDRATE (UNII: B22547B95K)		
		ANHYDROUS CITRIC ACID (UNII: XF417D3PSL)		
		WATER (UNII: 059QF0KO0R)		
		HYDROCHLORIC ACID (UNII: QTT17582CB)		
		SODIUM HYDROXIDE (UNII: 55X04QC32I)		
<b>Packaging</b>				
#	Item Code	Package Description	Marketing Start Date	Marketing End Date
1	NDC:0548-9502-00	10 in 1 CARTON	07/16/2018	
1		5 mL in 1 VIAL; Type 0: Not a Combination Product		
<b>Marketing Information</b>				
Marketing Category	Application Number or Monograph Citation	Marketing Start Date	Marketing End Date	
ANDA	ANDA210106	07/16/2018		

**Labeler** - Amphastar Pharmaceuticals, Inc. (024736733)

**Registrant** - Amphastar Pharmaceuticals, Inc. (024736733)

<b>Establishment</b>			
Name	Address	ID/FEI	Business Operations
Amphastar Pharmaceuticals, Inc.		024736733	MANUFACTURE(0548-9501, 0548-9502) , ANALYSIS(0548-9501, 0548-9502) , LABEL(0548-9501, 0548-9502)

Revised: 7/2018

Amphastar Pharmaceuticals, Inc.